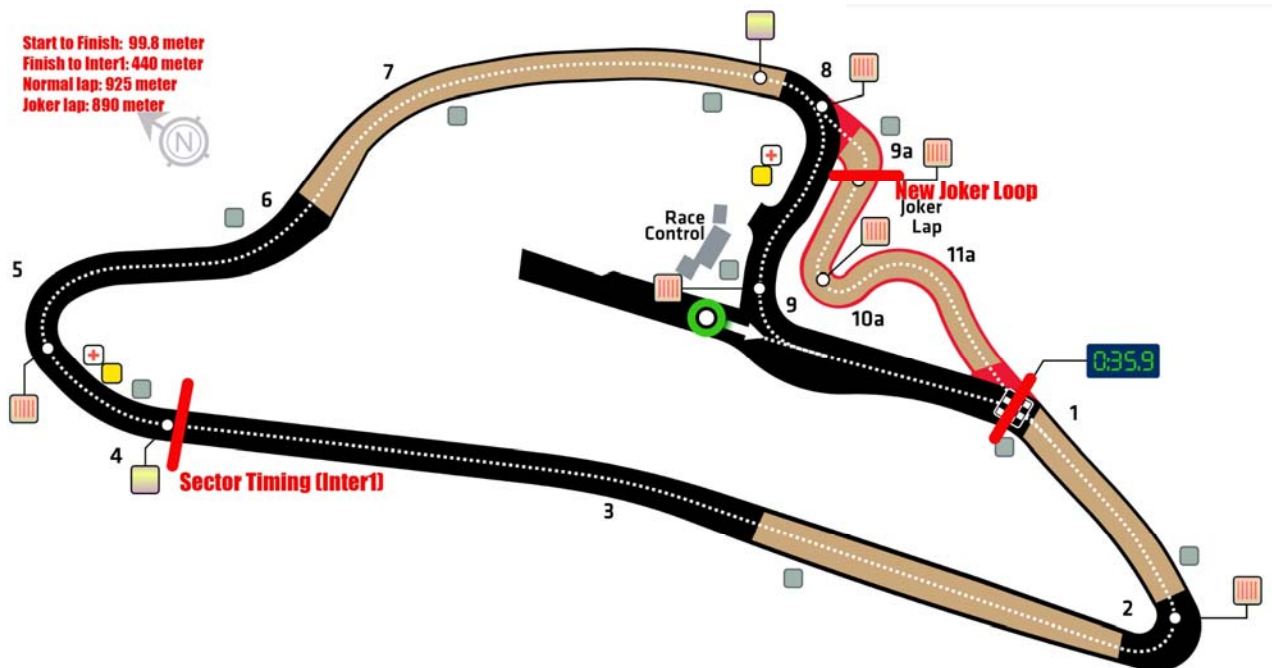


FIA WORLD RALLYCROSS CHAMPIONSHIP  
PRESENTED BY MONSTER ENERGY

ROUND 11 // 29 SEPTEMBER- 01 OCTOBER 2017\_  
BUXTEHUDE (GER)  
ALL-INKL.COM WORLD RX OF GERMANY

# RESULT BOOK



Chronomoto Timing



Supercar

SC - 01

List of starters

No.	Driver	Nat.	Competitor/Entrant	Car	Licence	Competitor Lic.
1	1	Mattias EKSTRÖM	SWE EKS	Audi S1	197807147199	369
2	3	Johan KRISTOFFERSSON	SWE PSRX Volkswagen Sweden	Volkswagen Polo GTI	198812066275	245
3	6	Janis BAUMANIS	LVA Team Stard	Ford Fiesta	1705670001	BA158
4	7	Timur TIMERZYANOV	RUS Team Stard	Ford Fiesta	#17100	BA158
5	9	Sébastien LOEB	FRA Team Peugeot-Hansen	Peugeot 208	47	546
6	10	"CSUCSU"	HUN Speedy Motorsport	Kia Rio	4723	140
7	11	Petter SOLBERG	NOR PSRX Volkswagen Sweden	Volkswagen Polo GTI	IKO19833	245
8	13	Andreas BAKKERUD	NOR Hoonigan Racing Division	Ford Focus RS	IRC30267	E2094-U-17
9	15	Reinis NITISS	LVA EKS	Audi S1	1705670003	369
10	17	Davy JEANNEY	FRA DA Racing	Peugeot 208	161090	250976
11	21	Timmy HANSEN	SWE Team Peugeot-Hansen	Peugeot 208	199205212732	546
12	43	Ken BLOCK	USA Hoonigan Racing Division	Ford Focus RS	D3714-U-17C	E2094-U-17
13	44	Timo SCHEIDER	DEU MJP Racing Team Austria	Ford Fiesta	JA1010	BA157
14	57	Toomas HEIKKINEN	FIN EKS	Audi S1	21561120	369
15	68	Niclas GRÖNHOLM	FIN GRX	Ford Fiesta	34708006	50054983
16	69	Martin KACZMARSKI	POL Martin Kaczmarek	Ford Fiesta	0066	0066
17	71	Kevin HANSEN	SWE Team Peugeot-Hansen	Peugeot 208	199805280659	546
18	77	René MUENNICH	DEU ALL-INKL.COM Muennich Motorsport	Seat	IB1108069	BIF1119689
19	80	Andreas STEFFEN	GER Andreas Steffen	Ford Fiesta	IC1101391	IC1101391
20	93	Sebastian ERIKSSON	SWE Olsbergs MSE	Ford Fiesta	199301053030	136
21	94	Dieter DEPPING	DEU PSRX Volkswagen Sweden	Volkswagen Polo GTI	IC1052845	245
22	96	Kevin ERIKSSON	SWE MJP Racing Team Austria	Ford Fiesta	199607160539	BA157

22 drivers

These results are provisional until the conclusion of any judicial and technical inquiries.

Estering (952m)

Published at...	Clerk of the Course Karsten NEY	Timekeeper Attila BOROS	
-----------------	------------------------------------	----------------------------	--

Printed: 9/29/2017 5:04:54 PM

Page 1 of 1

Supercar

SC - 01T

List of starters (Teams)

Team	Nat.	No.	Driver	Nat.	Car
1 PSRX Volkswagen Sweden	SWE	94 3	Dieter DEPPING Johan KRISTOFFERSSON	DEU SWE	Volkswagen Polo GTI Volkswagen Polo GTI
2 EKS	SWE	1 57	Mattias EKSTRÖM Toomas HEIKKINEN	SWE FIN	Audi S1 Audi S1
3 MJP Racing Team Austria	AUT	96 44	Kevin ERIKSSON Timo SCHEIDER	SWE DEU	Ford Fiesta Ford Fiesta
4 Team Peugeot-Hansen	SWE	21 9	Timmy HANSEN Sébastien LOEB	SWE FRA	Peugeot 208 Peugeot 208
5 Hoonigan Racing Division	USA	43 13	Ken BLOCK Andreas BAKKERUD	USA NOR	Ford Focus RS Ford Focus RS
6 Team Stard	AUT	7 6	Timur TIMERZYANOV Janis BAUMANIS	RUS LVA	Ford Fiesta Ford Fiesta

6 teams

These results are provisional until the conclusion of any judicial and technical inquiries.

Estering (952m)

Published at...	Clerk of the Course Karsten NEY	Timekeeper Attila BOROS	
-----------------	------------------------------------	----------------------------	--

Printed: 9/29/2017 5:09:46 PM

Page 1 of 1

Supercar

SC - 03

Free Practice 1

Ranking

Pos.	No.	Driver	Competitor/Entrant	Nat.	Car	Best lap	Diff	Laps
1	13	Andreas BAKKERUD	Hoonigan Racing Division	NOR	Ford Focus RS	<b>0:38.532</b>		17
2	96	Kevin ERIKSSON	MJP Racing Team Austria	SWE	Ford Fiesta	<b>0:38.585</b>	0:00.053	21
3	1	Mattias EKSTRÖM	EKS	SWE	Audi S1	<b>0:38.835</b>	0:00.303	19
4	15	Reinis NITISS	EKS	LVA	Audi S1	<b>0:38.861</b>	0:00.329	14
5	7	Timur TIMERZYANOV	Team Stard	RUS	Ford Fiesta	<b>0:38.955</b>	0:00.423	19
6	93	Sebastian ERIKSSON	Olsbergs MSE	SWE	Ford Fiesta	<b>0:39.043</b>	0:00.511	19
7	9	Sébastien LOEB	Team Peugeot-Hansen	FRA	Peugeot 208	<b>0:39.084</b>	0:00.552	14
8	6	Janis BAUMANIS	Team Stard	LVA	Ford Fiesta	<b>0:39.095</b>	0:00.563	19
9	43	Ken BLOCK	Hoonigan Racing Division	USA	Ford Focus RS	<b>0:39.121</b>	0:00.589	19
10	3	Johan KRISTOFFERSSON	PSRX Volkswagen Sweden	SWE	Volkswagen Polo GTI	<b>0:39.143</b>	0:00.611	14
11	21	Timmy HANSEN	Team Peugeot-Hansen	SWE	Peugeot 208	<b>0:39.332</b>	0:00.800	14
12	17	Davy JEANNEY	DA Racing	FRA	Peugeot 208	<b>0:39.511</b>	0:00.979	19
13	68	Niclas GRÖNHOLM	GRX	FIN	Ford Fiesta	<b>0:39.534</b>	0:01.002	14
14	11	Petter SOLBERG	PSRX Volkswagen Sweden	NOR	Volkswagen Polo GTI	<b>0:39.609</b>	0:01.077	9
15	94	Dieter DEPPING	PSRX Volkswagen Sweden	DEU	Volkswagen Polo GTI	<b>0:39.638</b>	0:01.106	19
16	44	Timo SCHEIDER	MJP Racing Team Austria	DEU	Ford Fiesta	<b>0:39.640</b>	0:01.108	21
17	10	"CSUCSU"	Speedy Motorsport	HUN	Kia Rio	<b>0:40.076</b>	0:01.544	19
18	80	Andreas STEFFEN	Andreas Steffen	GER	Ford Fiesta	<b>0:40.511</b>	0:01.979	16
19	71	Kevin HANSEN	Team Peugeot-Hansen	SWE	Peugeot 208	<b>0:40.686</b>	0:02.154	14
20	57	Toomas HEIKKINEN	EKS	FIN	Audi S1	<b>0:40.774</b>	0:02.242	8
21	77	René MUENNICH	ALL-INKL.COM Muennich Motorsport	DEU	Seat	<b>0:41.035</b>	0:02.503	16
22	69	Martin KACZMARSKI	Martin Kaczmarski	POL	Ford Fiesta	<b>0:41.663</b>	0:03.131	19

Total:22 Drivers included DNS: 0 ,DNF: 0 , EXC: 0

These results are provisional until the conclusion of any judicial and technical inquiries.

Estering (952m)

Published at...	Clerk of the Course Karsten NEY	Timekeeper Attila BOROS	
-----------------	------------------------------------	----------------------------	--

Printed: 9/30/2017 11:37:00 AM

Page 1 of 10

Supercar

SC - 03

Free Practice 1

Lap Times

1. 13 Andreas BAKKERUD NOR Ford Focus RS				
Lap	Laptime	Sector 1	Sector 2	Time of day
1.	00:41.588	16.3	25.1	10:17:21.342
2.	00:40.777	17.0	23.7	10:18:02.119
3.	00:40.331	16.4	23.8	10:18:42.450
4.	00:40.164	16.3	23.8	10:19:22.614
5.	22:52.276	00.0	00.0	10:42:14.890
6.	00:41.622	16.7	24.8	10:42:56.512
7.	00:40.174	16.7	23.4	10:43:36.686
8.	00:40.002	16.1	23.8	10:44:16.688
9.	00:40.217	16.2	23.9	10:44:56.905
10.	19:44.842	00.0	00.0	11:04:41.747
11.	00:40.348	16.3	24.0	11:05:22.095
12.	00:59.384	15.7	43.6	11:06:21.479
13.	25:36.314	42.3	4:53	11:31:57.793
14.	00:39.318	15.4	23.8	11:32:37.111
15.	00:39.615	16.0	23.5	11:33:16.726
16.	00:38.532	15.3	23.2	11:33:55.258
17.	00:38.737	15.2	23.5	11:34:33.995

2. 96 Kevin ERIKSSON SWE Ford Fiesta				
Lap	Laptime	Sector 1	Sector 2	Time of day
1.	00:43.420	17.7	25.6	10:22:58.681
2.	00:41.978	17.6	24.3	10:23:40.659
3.	00:40.833	16.6	24.2	10:24:21.492
4.	00:41.464	17.0	24.4	10:25:02.956
5.	12:18.065	00.0	00.0	10:37:21.021
6.	00:42.156	16.8	25.3	10:38:03.177
7.	00:40.911	17.0	23.8	10:38:44.088
8.	00:41.148	16.3	24.7	10:39:25.236
9.	00:41.490	16.9	24.5	10:40:06.726
10.	17:34.967	00.0	00.0	10:57:41.693
11.	00:41.338	16.7	24.5	10:58:23.031
12.	00:40.758	16.3	24.4	10:59:03.789
13.	00:41.019	16.3	24.6	10:59:44.808
14.	00:41.053	16.5	24.4	11:00:25.861
15.	13:19.845	00.0	00.0	11:13:45.706
16.	00:40.547	16.0	24.4	11:14:26.253
17.	12:05.676	25.5	1:40	11:26:31.929
18.	00:41.234	16.5	24.6	11:27:13.163
19.	00:39.124	16.2	22.8	11:27:52.287
20.	00:38.585	15.5	23.0	11:28:30.872
21.	00:39.983	16.1	23.8	11:29:10.855

3. 1 Mattias EKSTRÖM SWE Audi S1				
Lap	Laptime	Sector 1	Sector 2	Time of day
1.	00:41.101	16.6	24.4	10:17:25.647
2.	00:40.760	16.8	23.9	10:18:06.407
3.	00:40.584	16.6	23.9	10:18:46.991

These results are provisional until the conclusion of any judicial and technical inquiries.

Estering (952m)

Published at...	Clerk of the Course Karsten NEY	Timekeeper Attila BOROS	
-----------------	------------------------------------	----------------------------	--

Supercar

SC - 03

Free Practice 1

4.	00:42.145	16.5	25.6	10:19:29.136
5.	13:07.822	00.0	00.0	10:32:36.958
6.	00:40.770	16.3	24.4	10:33:17.728
7.	00:45.832	21.3	24.4	10:34:03.560
8.	00:41.022	16.4	24.5	10:34:44.582
9.	00:41.875	16.6	25.1	10:35:26.457
10.	33:50.950	00.0	00.0	11:09:17.407
11.	00:40.530	16.1	24.3	11:09:57.937
12.	00:40.354	16.2	24.1	11:10:38.291
13.	00:40.020	16.1	23.8	11:11:18.311
14.	00:40.553	16.1	24.3	11:11:58.864
15.	08:07.784	00.0	00.0	11:20:06.648
16.	00:38.835	15.6	23.1	11:20:45.483
17.	00:39.304	15.6	23.6	11:21:24.787
18.	00:38.893	15.7	23.1	11:22:03.680
19.	00:39.750	15.5	24.2	11:22:43.430

4. 15 Reinis NITISS		LVA		Audi S1
Lap	Laptime	Sector 1	Sector 2	Time of day
1.	00:41.456	17.0	24.4	10:27:40.933
2.	00:41.030	16.8	24.1	10:28:21.963
3.	00:41.046	16.7	24.2	10:29:03.009
4.	00:44.711	17.7	26.9	10:29:47.720
5.	12:19.572	00.0	00.0	10:42:07.292
6.	00:40.718	16.5	24.2	10:42:48.010
7.	00:40.815	16.6	24.1	10:43:28.825
8.	00:41.176	17.1	23.9	10:44:10.001
9.	00:43.251	16.6	26.6	10:44:53.252
10.	41:25.131	00.0	00.0	11:26:18.383
11.	00:39.437	15.9	23.5	11:26:57.820
12.	00:39.192	16.1	23.0	11:27:37.012
13.	00:38.861	15.8	23.0	11:28:15.873
14.	00:39.877	15.9	23.9	11:28:55.750

5. 7 Timur TIMERZYANOV		RUS		Ford Fiesta
Lap	Laptime	Sector 1	Sector 2	Time of day
1.	00:43.650	17.4	26.1	10:27:38.083
2.	00:42.112	17.7	24.3	10:28:20.195
3.	00:42.417	16.6	25.7	10:29:02.612
4.	00:41.659	17.2	24.4	10:29:44.271
5.	07:22.197	00.0	00.0	10:37:06.468
6.	00:48.084	17.9	30.1	10:37:54.552
7.	00:41.566	17.6	23.9	10:38:36.118
8.	00:41.547	16.9	24.6	10:39:17.665
9.	00:41.276	17.0	24.2	10:39:58.941
10.	39:40.470	00.0	00.0	11:19:39.411
11.	00:39.801	16.4	23.3	11:20:19.212
12.	00:39.961	16.1	23.7	11:20:59.173
13.	00:39.894	15.9	23.9	11:21:39.067
14.	00:41.152	16.0	25.0	11:22:20.219
15.	09:32.737	00.0	00.0	11:31:52.956

These results are provisional until the conclusion of any judicial and technical inquiries.

Estering (952m)

Published at...	Clerk of the Course	Timekeeper	
	Karsten NEY	Attila BOROS	

Supercar

SC - 03

Free Practice 1

16.	00:39.651	15.9	23.6	11:32:32.607
17.	00:38.955	15.5	23.4	11:33:11.562
18.	00:40.159	15.5	24.6	11:33:51.721
19.	00:47.399	15.8	31.5	11:34:39.120

6. 93 Sebastian ERIKSSON SWE Ford Fiesta				
Lap	Laptime	Sector 1	Sector 2	Time of day
1.	00:43.190	17.3	25.8	10:27:53.903
2.	00:41.761	17.4	24.3	10:28:35.664
3.	00:41.410	17.0	24.3	10:29:17.074
4.	00:41.296	16.8	24.4	10:29:58.370
5.	16:50.030	00.0	00.0	10:46:48.400
6.	00:40.887	17.0	23.8	10:47:29.287
7.	00:42.479	16.3	26.1	10:48:11.766
8.	00:41.591	16.9	24.6	10:48:53.357
9.	00:41.540	17.1	24.3	10:49:34.897
10.	24:17.865	00.0	00.0	11:13:52.762
11.	00:40.155	16.4	23.7	11:14:32.917
12.	00:40.296	16.8	23.4	11:15:13.213
13.	00:44.927	20.0	24.8	11:15:58.140
14.	00:40.135	16.5	23.5	11:16:38.275
15.	09:48.725	00.0	00.0	11:26:27.000
16.	00:39.796	16.1	23.6	11:27:06.796
17.	00:39.541	16.2	23.2	11:27:46.337
18.	00:39.043	16.0	23.0	11:28:25.380
19.	00:39.776	15.9	23.8	11:29:05.156

7. 9 Sébastien LOEB FRA Peugeot 208				
Lap	Laptime	Sector 1	Sector 2	Time of day
1.	00:40.358	16.5	23.8	10:43:07.035
2.	00:40.534	16.7	23.8	10:43:47.569
3.	00:40.497	16.4	24.0	10:44:28.066
4.	00:42.637	16.7	25.8	10:45:10.703
5.	07:34.509	00.0	00.0	10:52:45.212
6.	00:40.581	16.1	24.4	10:53:25.793
7.	00:42.355	16.4	25.8	10:54:08.148
8.	00:42.012	17.2	24.7	10:54:50.160
9.	00:41.939	17.0	24.9	10:55:32.099
10.	24:20.418	00.0	00.0	11:19:52.517
11.	00:39.084	15.8	23.1	11:20:31.601
12.	00:40.415	15.8	24.5	11:21:12.016
13.	00:40.060	16.2	23.7	11:21:52.076
14.	00:39.312	15.9	23.3	11:22:31.388

8. 6 Janis BAUMANIS LVA Ford Fiesta				
Lap	Laptime	Sector 1	Sector 2	Time of day
1.	00:42.561	17.0	25.4	10:22:45.430
2.	00:41.740	17.6	24.1	10:23:27.170
3.	00:41.187	17.0	24.1	10:24:08.357
4.	00:41.906	16.9	24.9	10:24:50.263
5.	12:38.312	00.0	00.0	10:37:28.575

These results are provisional until the conclusion of any judicial and technical inquiries.

Estering (952m)

Published at...	Clerk of the Course	Timekeeper	
	Karsten NEY	Attila BOROS	

Supercar

SC - 03

Free Practice 1

6.	00:42.525	16.9	25.5	10:38:11.100
7.	00:41.272	17.1	24.1	10:38:52.372
8.	00:41.261	16.9	24.2	10:39:33.633
9.	00:41.252	16.8	24.4	10:40:14.885
10.	33:42.385	00.0	00.0	11:13:57.270
11.	00:40.732	16.6	24.0	11:14:38.002
12.	00:41.132	16.3	24.8	11:15:19.134
13.	00:41.001	16.5	24.4	11:16:00.135
14.	00:40.382	16.5	23.8	11:16:40.517
15.	15:06.596	00.0	00.0	11:31:47.113
16.	00:39.436	15.7	23.6	11:32:26.549
17.	00:39.349	15.7	23.5	11:33:05.898
18.	00:39.095	15.7	23.3	11:33:44.993
19.	00:39.135	15.9	23.2	11:34:24.128

**9. 43 Ken BLOCK USA Ford Focus RS**

Lap	Laptime	Sector 1	Sector 2	Time of day
1.	00:43.087	17.0	26.0	10:22:53.611
2.	00:41.975	17.5	24.4	10:23:35.586
3.	00:42.170	17.4	24.6	10:24:17.756
4.	00:41.654	17.2	24.3	10:24:59.410
5.	07:27.461	00.0	00.0	10:32:26.871
6.	00:44.639	17.9	26.7	10:33:11.510
7.	00:42.175	17.6	24.5	10:33:53.685
8.	00:42.037	17.4	24.6	10:34:35.722
9.	00:41.567	16.9	24.5	10:35:17.289
10.	29:05.874	00.0	00.0	11:04:23.163
11.	00:41.904	16.7	25.1	11:05:05.067
12.	00:41.576	16.9	24.6	11:05:46.643
13.	00:40.607	16.4	24.1	11:06:27.250
14.	00:41.486	16.5	24.9	11:07:08.736
15.	24:34.918	00.0	00.0	11:31:43.654
16.	00:40.400	16.0	24.3	11:32:24.054
17.	00:39.121	15.8	23.2	11:33:03.175
18.	00:40.087	16.0	24.0	11:33:43.262
19.	00:39.779	16.0	23.6	11:34:23.041

**10. 3 Johan KRISTOFFERSSON SWE Volkswagen Polo GTI**

Lap	Laptime	Sector 1	Sector 2	Time of day
1.	00:40.708	16.5	24.1	10:17:07.938
2.	00:40.529	16.7	23.7	10:17:48.467
3.	00:40.113	16.6	23.4	10:18:28.580
4.	00:41.556	16.4	25.0	10:19:10.136
5.	27:29.376	00.0	00.0	10:46:39.512
6.	00:40.829	16.6	24.2	10:47:20.341
7.	00:40.668	16.4	24.1	10:48:01.009
8.	00:40.569	16.8	23.7	10:48:41.578
9.	00:41.373	16.5	24.8	10:49:22.951
10.	03:49.740	00.0	00.0	11:20:12.691
11.	00:39.319	15.8	23.4	11:20:52.010
12.	00:39.206	15.9	23.3	11:21:31.216

These results are provisional until the conclusion of any judicial and technical inquiries.

Estering (952m)

Published at...	Clerk of the Course Karsten NEY	Timekeeper Attila BOROS	
-----------------	------------------------------------	----------------------------	--



Supercar

SC - 03

Free Practice 1

13. 00:39.143 15.6 23.4 11:22:10.359  
 14. 00:39.764 15.8 23.9 11:22:50.123

11. 21 Timmy HANSEN SWE Peugeot 208				
Lap	Laptime	Sector 1	Sector 2	Time of day
1.	00:41.164	16.8	24.2	10:17:34.853
2.	00:40.754	16.7	24.0	10:18:15.607
3.	00:40.876	16.6	24.2	10:18:56.483
4.	00:42.242	16.7	25.4	10:19:38.725
5.	32:39.278	00.0	00.0	10:52:18.003
6.	00:40.413	16.6	23.7	10:52:58.416
7.	00:40.297	16.4	23.8	10:53:38.713
8.	00:40.797	16.5	24.2	10:54:19.510
9.	00:42.173	16.6	25.5	10:55:01.683
10.	24:58.649	00.0	00.0	11:20:00.332
11.	00:39.811	16.1	23.6	11:20:40.143
12.	00:39.332	16.1	23.2	11:21:19.475
13.	00:40.419	16.2	24.1	11:21:59.894
14.	00:40.747	16.1	24.5	11:22:40.641

12. 17 Davy JEANNEY FRA Peugeot 208				
Lap	Laptime	Sector 1	Sector 2	Time of day
1.	00:44.194	17.6	26.5	10:32:59.459
2.	00:42.917	17.8	25.1	10:33:42.376
3.	00:46.337	21.5	24.7	10:34:28.713
4.	00:42.309	17.3	24.9	10:35:11.022
5.	17:12.436	00.0	00.0	10:52:23.458
6.	00:41.615	16.9	24.6	10:53:05.073
7.	00:41.684	16.8	24.8	10:53:46.757
8.	00:43.399	16.8	26.5	10:54:30.156
9.	00:42.672	17.3	25.3	10:55:12.828
10.	09:01.427	00.0	00.0	11:04:14.255
11.	00:41.719	16.8	24.8	11:04:55.974
12.	00:41.354	16.5	24.8	11:05:37.328
13.	00:41.563	16.7	24.8	11:06:18.891
14.	00:42.345	16.6	25.6	11:07:01.236
15.	24:29.436	00.0	00.0	11:31:30.672
16.	00:40.405	16.2	24.1	11:32:11.077
17.	00:40.045	16.1	23.8	11:32:51.122
18.	00:56.408	32.8	23.5	11:33:47.530
19.	00:39.511	16.0	23.5	11:34:27.041

13. 68 Niclas GRÖNHOLM FIN Ford Fiesta				
Lap	Laptime	Sector 1	Sector 2	Time of day
1.	00:41.406	16.7	24.6	10:27:46.470
2.	00:41.160	17.0	24.0	10:28:27.630
3.	00:41.391	17.1	24.2	10:29:09.021
4.	00:43.130	16.7	26.4	10:29:52.151
5.	07:22.731	00.0	00.0	10:37:14.882
6.	00:40.431	16.5	23.8	10:37:55.313
7.	00:43.968	18.6	25.3	10:38:39.281

These results are provisional until the conclusion of any judicial and technical inquiries.

Estering (952m)

Published at...	Clerk of the Course	Timekeeper
	Karsten NEY	Attila BOROS



Supercar

SC - 03

Free Practice 1

8.	00:40.781	16.9	23.8	10:39:20.062
9.	00:40.675	16.7	23.9	10:40:00.737
10.	29:08.537	00.0	00.0	11:09:09.274
11.	00:41.399	16.2	25.1	11:09:50.673
12.	00:39.954	16.3	23.6	11:10:30.627
13.	00:39.534	16.0	23.4	11:11:10.161
14.	00:40.770	16.1	24.6	11:11:50.931

<b>14.</b>	<b>11 Petter SOLBERG</b>	<b>NOR</b>	<b>Volkswagen Polo GTI</b>	
Lap	Laptime	Sector 1	Sector 2	Time of day
1.	00:40.008	16.2	23.7	10:17:14.101
2.	00:40.043	16.5	23.4	10:17:54.144
3.	00:40.321	16.5	23.8	10:18:34.465
4.	00:40.629	16.3	24.3	10:19:15.094
5.	54:21.487	00.0	00.0	11:13:36.581
6.	00:39.783	15.6	24.1	11:14:16.364
7.	00:39.750	15.8	23.9	11:14:56.114
8.	00:39.609	15.5	24.0	11:15:35.723
9.	00:39.938	15.6	24.3	11:16:15.661

<b>15.</b>	<b>94 Dieter DEPPING</b>	<b>DEU</b>	<b>Volkswagen Polo GTI</b>	
Lap	Laptime	Sector 1	Sector 2	Time of day
1.	00:41.941	16.7	25.2	10:28:02.318
2.	00:42.240	17.5	24.7	10:28:44.558
3.	00:43.247	17.6	25.6	10:29:27.805
4.	00:45.244	17.9	27.2	10:30:13.049
5.	22:20.265	00.0	00.0	10:52:33.314
6.	00:41.406	16.9	24.4	10:53:14.720
7.	00:43.067	16.9	26.0	10:53:57.787
8.	00:42.280	17.5	24.6	10:54:40.067
9.	00:43.700	17.4	26.2	10:55:23.767
10.	08:46.031	00.0	00.0	11:04:09.798
11.	00:41.357	16.9	24.4	11:04:51.155
12.	00:42.019	16.8	25.1	11:05:33.174
13.	00:41.750	17.0	24.7	11:06:14.924
14.	00:42.202	17.0	25.1	11:06:57.126
15.	19:15.692	00.0	00.0	11:26:12.818
16.	00:40.325	16.7	23.5	11:26:53.143
17.	00:39.657	16.1	23.5	11:27:32.800
18.	00:39.638	16.1	23.4	11:28:12.438
19.	00:40.186	16.0	24.0	11:28:52.624

<b>16.</b>	<b>44 Timo SCHEIDER</b>	<b>DEU</b>	<b>Ford Fiesta</b>	
Lap	Laptime	Sector 1	Sector 2	Time of day
1.	00:42.190	17.6	24.5	10:23:02.752
2.	00:41.472	17.1	24.3	10:23:44.224
3.	00:41.104	17.0	24.0	10:24:25.328
4.	00:40.646	17.0	23.6	10:25:05.974
5.	07:25.285	00.0	00.0	10:32:31.259
6.	00:45.796	17.0	28.7	10:33:17.055
7.	00:41.495	17.5	23.9	10:33:58.550

These results are provisional until the conclusion of any judicial and technical inquires.

Estering (952m)

Published at...	Clerk of the Course Karsten NEY	Timekeeper Attila BOROS	
-----------------	------------------------------------	----------------------------	--

Supercar

SC - 03

Free Practice 1

8.	00:41.608	17.1	24.4	10:34:40.158
9.	00:41.514	16.7	24.7	10:35:21.672
10.	06:57.537	00.0	00.0	10:42:19.209
11.	00:40.427	16.5	23.8	10:42:59.636
12.	00:40.775	16.5	24.2	10:43:40.411
13.	02:48.905	17.3	2:31	11:04:29.316
14.	00:45.249	20.5	24.7	11:05:14.565
15.	00:41.320	16.9	24.3	11:05:55.885
16.	00:40.943	16.4	24.5	11:06:36.828
17.	00:41.479	16.7	24.7	11:07:18.307
18.	06:22.012	00.0	00.0	11:13:40.319
19.	00:40.583	16.6	23.9	11:14:20.902
20.	00:39.915	16.1	23.7	11:15:00.817
21.	00:39.640	15.8	23.8	11:15:40.457

**17. 10 "CSUCSU" HUN Kia Rio**

Lap	Laptime	Sector 1	Sector 2	Time of day
1.	00:45.255	19.2	26.0	10:32:55.441
2.	00:45.699	18.5	27.1	10:33:41.140
3.	00:43.677	18.2	25.4	10:34:24.817
4.	00:43.146	17.8	25.2	10:35:07.963
5.	22:18.312	00.0	00.0	10:57:26.275
6.	00:43.166	17.8	25.2	10:58:09.441
7.	00:43.151	17.7	25.3	10:58:52.592
8.	00:43.899	17.3	26.5	10:59:36.491
9.	00:45.315	17.5	27.7	11:00:21.806
10.	13:40.627	00.0	00.0	11:14:02.433
11.	00:41.676	16.9	24.6	11:14:44.109
12.	00:41.709	17.0	24.6	11:15:25.818
13.	00:43.515	17.1	26.3	11:16:09.333
14.	00:42.356	17.6	24.7	11:16:51.689
15.	14:42.754	00.0	00.0	11:31:34.443
16.	00:40.076	16.0	24.0	11:32:14.519
17.	00:40.605	16.4	24.1	11:32:55.124
18.	00:40.827	16.7	24.0	11:33:35.951
19.	00:42.301	16.2	26.0	11:34:18.252

**18. 80 Andreas STEFFEN GER Ford Fiesta**

Lap	Laptime	Sector 1	Sector 2	Time of day
1.	00:48.022	19.3	28.6	10:37:52.079
2.	19:28.721	00.0	00.0	10:57:20.800
3.	00:44.185	18.2	25.8	10:58:04.985
4.	00:43.256	17.7	25.4	10:58:48.241
5.	00:43.103	17.5	25.5	10:59:31.344
6.	00:42.638	17.3	25.3	11:00:13.982
7.	08:41.407	00.0	00.0	11:08:55.389
8.	00:42.892	17.3	25.5	11:09:38.281
9.	00:42.250	17.1	25.1	11:10:20.531
10.	00:42.277	16.8	25.4	11:11:02.808
11.	00:41.970	16.8	25.1	11:11:44.778
12.	14:52.681	00.0	00.0	11:26:37.459

These results are provisional until the conclusion of any judicial and technical inquires.

Estering (952m)

Published at...	Clerk of the Course Karsten NEY	Timekeeper Attila BOROS	
-----------------	------------------------------------	----------------------------	--

Supercar

SC - 03

Free Practice 1

13.	00:41.814	17.0	24.7	11:27:19.273
14.	00:40.511	16.3	24.1	11:27:59.784
15.	00:40.657	16.5	24.1	11:28:40.441
16.	00:41.965	17.0	24.9	11:29:22.406

19. 71 Kevin HANSEN SWE Peugeot 208				
Lap	Laptime	Sector 1	Sector 2	Time of day
1.	00:43.601	17.2	26.3	10:23:08.843
2.	00:42.688	17.4	25.2	10:23:51.531
3.	00:40.940	17.3	23.5	10:24:32.471
4.	00:40.686	16.8	23.8	10:25:13.157
5.	12:20.600	00.0	00.0	10:37:33.757
6.	00:42.165	16.5	25.5	10:38:15.922
7.	00:42.537	17.1	25.3	10:38:58.459
8.	00:41.417	17.2	24.1	10:39:39.876
9.	00:41.341	16.8	24.5	10:40:21.217
10.	12:08.157	00.0	00.0	10:52:29.374
11.	00:40.967	16.6	24.2	10:53:10.341
12.	00:41.783	16.8	24.9	10:53:52.124
13.	00:41.866	16.8	25.0	10:54:33.990
14.	00:43.929	17.4	26.4	10:55:17.919

20. 57 Toomas HEIKKINEN FIN Audi S1				
Lap	Laptime	Sector 1	Sector 2	Time of day
1.	00:43.679	17.1	26.4	10:23:12.864
2.	00:41.502	17.5	23.9	10:23:54.366
3.	00:40.774	16.7	24.0	10:24:35.140
4.	00:41.004	16.7	24.2	10:25:16.144
5.	43:47.606	00.0	00.0	11:09:03.750
6.	00:41.954	16.8	25.0	11:09:45.704
7.	00:41.481	16.9	24.4	11:10:27.185
8.	00:42.958	16.3	26.5	11:11:10.143

21. 77 René MUENNICH DEU Seat				
Lap	Laptime	Sector 1	Sector 2	Time of day
1.	00:41.298	16.6	24.6	10:27:58.355
2.	00:41.266	16.8	24.4	10:28:39.621
3.	00:41.266	16.8	24.3	10:29:20.887
4.	00:43.108	16.8	26.2	10:30:03.995
5.	22:33.958	00.0	00.0	10:52:37.953
6.	00:42.304	16.6	25.6	10:53:20.257
7.	00:41.732	16.7	24.9	10:54:01.989
8.	00:41.171	16.4	24.7	10:54:43.160
9.	00:43.302	16.4	26.8	10:55:26.462
10.	09:08.362	00.0	00.0	11:04:34.824
11.	00:41.847	17.1	24.6	11:05:16.671
12.	00:41.254	16.3	24.9	11:05:57.925
13.	00:41.035	16.3	24.6	11:06:38.960
14.	00:41.269	16.5	24.7	11:07:20.229
15.	19:25.522	00.0	00.0	11:26:45.751
16.	02:40.438	18.4	2:21	11:29:26.189

These results are provisional until the conclusion of any judicial and technical inquiries.

Estering (952m)

Published at...	Clerk of the Course	Timekeeper	
	Karsten NEY	Attila BOROS	

Supercar

SC - 03

Free Practice 1

22. 69 Martin KACZMARSKI POL Ford Fiesta				
Lap	Laptime	Sector 1	Sector 2	Time of day
1.	00:43.926	18.1	25.7	10:33:02.752
2.	00:47.430	22.0	25.3	10:33:50.182
3.	00:46.628	18.1	28.4	10:34:36.810
4.	00:45.565	18.1	27.4	10:35:22.375
5.	06:38.691	00.0	00.0	10:42:01.066
6.	00:42.847	17.8	24.9	10:42:43.913
7.	00:44.051	17.3	26.6	10:43:27.964
8.	00:43.871	19.3	24.5	10:44:11.835
9.	00:43.825	16.9	26.8	10:44:55.660
10.	24:33.267	00.0	00.0	11:09:28.927
11.	00:42.631	17.3	25.2	11:10:11.558
12.	00:42.024	17.1	24.8	11:10:53.582
13.	00:42.965	17.2	25.6	11:11:36.547
14.	00:42.072	17.4	24.6	11:12:18.619
15.	07:25.632	00.0	00.0	11:19:44.251
16.	00:41.663	16.9	24.6	11:20:25.914
17.	00:42.131	16.8	25.2	11:21:08.045
18.	00:41.704	16.9	24.7	11:21:49.749
19.	00:42.897	16.7	26.1	11:22:32.646

These results are provisional until the conclusion of any judicial and technical inquiries.

Estering (952m)

Published at...	Clerk of the Course	Timekeeper	
	Karsten NEY	Attila BOROS	

Printed: 9/30/2017 11:37:00 AM

Page 10 of 10

Supercar

SC - 02

Provisional Grid Sheet for Q 1 by the draw (Right Pole)

P5	P4	P3	P2	POLE
<b>Race 1</b>				
		68	77	44
<b>Race 2</b>				
	71	13	10	80
<b>Race 3</b>				
6	43	9	15	7
<b>Race 4</b>				
94	21	96	57	11
<b>Race 5</b>				
69	1	93	17	3

**R1**

- 44 Timo SCHEIDER DEU
- 77 René MUENNICH DEU
- 68 Niclas GRÖNHOLM FIN

**R2**

- 80 Andreas STEFFEN GER
- 10 "CSUCSU" HUN
- 13 Andreas BAKKERUD NOR
- 71 Kevin HANSEN SWE

**R3**

- 7 Timur TIMERZYANOV RUS
- 15 Reinis NITISS LVA
- 9 Sébastien LOEB FRA
- 43 Ken BLOCK USA
- 6 Janis BAUMANIS LVA

**R4**

- 11 Petter SOLBERG NOR
- 57 Toomas HEIKKINEN FIN
- 96 Kevin ERIKSSON SWE
- 21 Timmy HANSEN SWE
- 94 Dieter DEPPING DEU

**R5**

- 3 Johan KRISTOFFERSSON SWE
- 17 Davy JEANNEY FRA
- 93 Sebastian ERIKSSON SWE
- 1 Mattias EKSTRÖM SWE
- 69 Martin KACZMARSKI POL

These results are provisional until the conclusion of any judicial and technical inquiries.

Estering (952m)

Published at...	Clerk of the Course Karsten NEY	Timekeeper Attila BOROS	
-----------------	------------------------------------	----------------------------	--

Printed: 9/29/2017 2:58:16 PM

Page 1 of 1

Supercar

SC - 04

Result of Q 1

Pos.	No.	Driver Competitor/Entrant	Nat./Car	Total Tm Laps/Jok/Race	Gap Penalty	Lap0	Lap1 S1   S2	Lap2 S1   S2	Lap3 S1   S2	Lap4 S1   S2	Pts.
1	1	Mattias EKSTRÖM EKS	SWE Audi S1	2:35.709 4/1 R5	-	0:05.557	0:37.286 15.8   21.4	0:36.986 15.2   21.7	0:37.030 15.3   21.6	0:38.850 15.3   23.5	50
2	13	Andreas BAKKERUD Hoonigan Racing Division	NOR Ford Focus RS	2:36.696 4/1 R2	0:00.987	0:05.690	0:37.744 15.6   22.1	0:37.480 15.7   21.7	0:37.116 15.5   21.5	0:38.666 15.4   23.2	45
3	93	Sebastian ERIKSSON Olsbergs MSE	SWE Ford Fiesta	2:37.258 4/1 R5	0:01.549	0:05.716	0:37.919 16.0   21.9	0:37.383 15.6   21.7	0:37.063 15.4   21.6	0:39.177 15.6   23.5	42
4	57	Toomas HEIKKINEN EKS	FIN Audi S1	2:37.343 4/1 R4	0:01.634	0:05.431	0:37.864 16.2   21.6	0:37.404 15.5   21.8	0:36.877 15.4   21.4	0:39.767 15.3   24.4	40
5	11	Petter SOLBERG PSRX Volkswagen Sweden	NOR Volkswagen Polo GTI	2:37.620 4/1 R4	0:01.911	0:05.742	0:42.446 16.8   25.5	0:37.131 15.8   21.3	0:36.472 15.2   21.2	0:35.829 14.9   20.8	39
6	71	Kevin HANSEN Team Peugeot-Hansen	SWE Peugeot 208	2:37.966 4/1 R2	0:02.257	0:05.852	0:38.004 16.3   21.6	0:37.856 16.1   21.7	0:37.208 15.6   21.5	0:39.046 15.7   23.3	38
7	21	Timmy HANSEN Team Peugeot-Hansen	SWE Peugeot 208	2:38.119 4/1 R4	0:02.410	0:05.678	0:38.600 16.6   21.9	0:37.180 15.6   21.5	0:36.823 15.5   21.3	0:39.838 15.3   24.4	37
8	3	Johan KRISTOFFERSSON PSRX Volkswagen Sweden	SWE Volkswagen Polo GTI	2:38.296 4/1 R5	0:02.587	0:05.848	0:40.548 16.9   23.6	0:37.237 15.6   21.5	0:37.613 15.5   22.0	0:37.050 15.3   21.6	36
9	15	Reinis NITISS EKS	LVA Audi S1	2:38.727 4/1 R3	0:03.018	0:05.664	0:38.453 16.7   21.6	0:37.487 15.8   21.6	0:37.988 15.5   22.4	0:39.135 15.8   23.2	35
10	96	Kevin ERIKSSON MJP Racing Team Austria	SWE Ford Fiesta	2:38.838 4/1 R4	0:03.129	0:05.685	0:39.836 17.4   22.3	0:37.393 15.6   21.6	0:36.873 15.5   21.2	0:39.051 15.3   23.6	34
11	7	Timur TIMERZYANOV Team Stard	RUS Ford Fiesta	2:39.430 4/1 R3	0:03.721	0:05.885	0:39.153 17.1   21.9	0:37.552 15.6   21.9	0:37.346 15.6   21.6	0:39.494 15.8   23.5	33
12	17	Davy JEANNEY DA Racing	FRA Peugeot 208	2:40.264 4/1 R5	0:04.555	0:05.714	0:38.958 16.8   22.1	0:38.653 16.3   22.2	0:37.392 15.5   21.8	0:39.547 15.6   23.8	32
13	43	Ken BLOCK Hoonigan Racing Division	USA Ford Focus RS	2:40.522 4/1 R3	0:04.813	0:05.841	0:40.286 17.6   22.6	0:37.640 15.5   22.0	0:37.150 15.3   21.7	0:39.605 15.7   23.8	31
14	44	Timo SCHEIDER MJP Racing Team Austria	DEU Ford Fiesta	2:41.551 4/1 R1	0:05.842	0:05.875	0:38.631 16.3   22.2	0:38.645 16.4   22.1	0:37.970 16.1   21.7	0:40.430 15.9   24.4	30
15	94	Dieter DEPPING PSRX Volkswagen Sweden	DEU Volkswagen Polo GTI	2:41.831 4/1 R4	0:06.122	0:06.163	0:41.594 17.3   24.2	0:38.718 15.7   22.9	0:37.794 15.7   22.0	0:37.562 15.6   21.8	29
16	10	"CSUCSU" Speedy Motorsport	HUN Kia Rio	2:42.222 4/1 R2	0:06.513	0:05.908	0:39.632 17.3   22.3	0:38.056 16.1   21.9	0:38.039 15.9   22.0	0:40.587 15.5   25.0	28
17	6	Janis BAUMANIS Team Stard	LVA Ford Fiesta	2:42.337 4/1 R3	0:06.628	0:05.854	0:42.790 18.1   24.6	0:38.273 16.2   21.9	0:37.981 16.4   21.5	0:37.439 15.9   21.5	27
18	9	Sébastien LOEB Team Peugeot-Hansen	FRA Peugeot 208	2:42.604 4/1 R3	0:06.895	0:05.709	0:41.134 18.6   22.5	0:39.871 15.5   24.3	0:38.610 16.8   21.7	0:37.280 15.8   21.4	26
19	68	Niclas GRÖNHOLM GRX	FIN Ford Fiesta	2:43.865 4/1 R1	0:08.156	0:05.895	0:39.121 16.7   22.4	0:40.936 16.2   24.7	0:39.323 17.0   22.3	0:38.590 15.9   22.6	25
20	77	René MUENNICH ALL-INKL.COM Muennich Motorsport	DEU Seat	2:44.999 4/1 R1	0:09.290	0:06.088	0:41.065 17.1   23.9	0:39.125 16.5   22.5	0:40.017 16.1   23.8	0:38.704 16.2   22.4	24
21	69	Martin KACZMARSKI Martin Kaczmarski	POL Ford Fiesta	2:45.629 4/1 R5	0:09.920	0:06.043	0:41.122 17.7   23.4	0:39.034 16.4   22.5	0:37.832 15.7   22.1	0:41.598 15.8   25.7	23
22	80	Andreas STEFFEN Andreas Steffen	GER Ford Fiesta	2:46.016 4/1 R2	0:10.307	0:06.129	0:42.935 18.0   24.8	0:38.760 16.3   22.4	0:38.628 15.9   22.6	0:39.564 16.0   23.4	22

These results are provisional until the conclusion of any judicial and technical inquiries.

Estering (952m)

Published at...	Clerk of the Course Karsten NEY	Timekeeper Attila BOROS	
-----------------	------------------------------------	----------------------------	--

Printed: 9/30/2017 1:18:20 PM

Page 1 of 1

Supercar

SC - 05

Provisional Grid Sheet for Q 2 (Right Pole)

P5	P4	P3	P2	POLE
<b>Race 1</b>				
		80	69	77
<b>Race 2</b>				
	68	9	6	10
<b>Race 3</b>				
94	44	43	17	7
<b>Race 4</b>				
96	15	3	21	71
<b>Race 5</b>				
11	57	93	13	1

R1

- 77 René MUENNICH DEU
- 69 Martin KACZMARSKI POL
- 80 Andreas STEFFEN GER

R2

- 10 "CSUCSU" HUN
- 6 Janis BAUMANIS LVA
- 9 Sébastien LOEB FRA
- 68 Niclas GRÖNHOLM FIN

R3

- 7 Timur TIMERZYANOV RUS
- 17 Davy JEANNEY FRA
- 43 Ken BLOCK USA
- 44 Timo SCHEIDER DEU
- 94 Dieter DEPPING DEU

R4

- 71 Kevin HANSEN SWE
- 21 Timmy HANSEN SWE
- 3 Johan KRISTOFFERSSON SWE
- 15 Reinis NITISS LVA
- 96 Kevin ERIKSSON SWE

R5

- 1 Mattias EKSTRÖM SWE
- 13 Andreas BAKKERUD NOR
- 93 Sebastian ERIKSSON SWE
- 57 Toomas HEIKKINEN FIN
- 11 Petter SOLBERG NOR

These results are provisional until the conclusion of any judicial and technical inquiries.

Estering (952m)

Published at...	Clerk of the Course Karsten NEY	Timekeeper Attila BOROS	
-----------------	------------------------------------	----------------------------	--

Printed: 9/30/2017 1:22:09 PM

Page 1 of 1



Supercar

SC - 06

Result of Q 2

Pos.	No.	Driver Competitor/Entrant	Nat./Car	Total Tm Laps/Jok/Race	Gap Penalty	Lap0	Lap1 S1   S2	Lap2 S1   S2	Lap3 S1   S2	Lap4 S1   S2	Pts.
1	21	Timmy HANSEN Team Peugeot-Hansen	SWE Peugeot 208	2:32.808 4/1 R4	-	0:05.227	0:36.329 15.2   21.0	0:36.440 15.3   21.1	0:36.357 15.2   21.1	0:38.455 15.1   23.2	50
2	1	Mattias EKSTRÖM EKS	SWE Audi S1	2:34.256 4/1 R5	0:01.448	0:05.306	0:37.237 15.7   21.4	0:36.817 15.5   21.2	0:36.287 15.1   21.1	0:38.609 15.1   23.4	45
3	11	Petter SOLBERG PSRX Volkswagen Sweden	NOR Volkswagen Polo GTI	2:34.755 4/1 R5	0:01.947	0:05.269	0:40.466 16.6   23.8	0:36.499 15.7   20.7	0:35.963 15.0   20.9	0:36.558 15.0   21.4	42
4	3	Johan KRISTOFFERSSON PSRX Volkswagen Sweden	SWE Volkswagen Polo GTI	2:34.860 4/1 R4	0:02.052	0:05.347	0:37.725 16.1   21.5	0:39.046 15.6   23.3	0:36.707 15.6   21.0	0:36.035 15.1   20.8	40
5	6	Janis BAUMANIS Team Stard	LVA Ford Fiesta	2:35.261 4/1 R2	0:02.453	0:05.300	0:36.659 15.5   21.1	0:37.017 15.7   21.2	0:36.894 15.7   21.1	0:39.391 15.7   23.6	39
6	71	Kevin HANSEN Team Peugeot-Hansen	SWE Peugeot 208	2:35.279 4/1 R4	0:02.471	0:05.332	0:37.510 15.9   21.5	0:36.944 15.5   21.4	0:36.635 15.4   21.2	0:38.858 15.5   23.2	38
7	9	Sébastien LOEB Team Peugeot-Hansen	FRA Peugeot 208	2:35.434 4/1 R2	0:02.626	0:05.234	0:37.807 16.4   21.3	0:36.448 15.3   21.1	0:36.909 15.6   21.2	0:39.036 15.7   23.2	37
8	43	Ken BLOCK Hoonigan Racing Division	USA Ford Focus RS	2:35.643 4/1 R3	0:02.835	0:05.344	0:37.321 15.6   21.6	0:36.721 15.4   21.2	0:36.800 15.7   21.0	0:39.457 15.9   23.4	36
9	96	Kevin ERIKSSON MJP Racing Team Austria	SWE Ford Fiesta	2:35.838 4/1 R4	0:03.030	0:05.613	0:40.314 16.4   23.8	0:37.024 15.7   21.2	0:36.564 15.4   21.0	0:36.323 15.2   21.0	35
10	57	Toomas HEIKKINEN EKS	FIN Audi S1	2:36.254 4/1 R5	0:03.446	0:05.147	0:37.839 16.2   21.6	0:37.144 15.7   21.4	0:36.760 15.5   21.2	0:39.364 15.5   23.7	34
11	15	Reinis NITISS EKS	LVA Audi S1	2:36.415 4/1 R4	0:03.607	0:05.279	0:38.995 17.1   21.8	0:36.543 15.4   21.1	0:36.807 15.4   21.3	0:38.791 15.4   23.3	33
12	13	Andreas BAKKERUD Hoonigan Racing Division	NOR Ford Focus RS	2:36.929 4/1 R5	0:04.121	0:05.439	0:38.024 16.1   21.8	0:37.124 15.7   21.3	0:36.878 15.4   21.4	0:39.464 15.3   24.1	32
13	93	Sebastian ERIKSSON Olsbergs MSE	SWE Ford Fiesta	2:37.489 4/1 R5	0:04.681	0:05.434	0:41.089 16.6   24.4	0:37.286 16.0   21.2	0:37.042 15.6   21.4	0:36.638 15.5   21.0	31
14	77	René MUENNICH ALL-INKL.COM Muennich Motorsport	DEU Seat Ibiza	2:37.510 4/1 R1	0:04.702	0:05.332	0:37.653 15.8   21.8	0:37.516 16.1   21.3	0:37.440 15.9   21.5	0:39.569 15.7   23.7	30
15	7	Timur TIMERZYANOV Team Stard	RUS Ford Fiesta	2:37.673 4/1 R3	0:04.865	0:05.353	0:37.652 16.0   21.5	0:37.536 15.8   21.6	0:37.157 15.6   21.5	0:39.975 15.8   24.1	29
16	94	Dieter DEPPING PSRX Volkswagen Sweden	DEU Volkswagen Polo GTI	2:38.023 4/1 R3	0:05.215	0:05.599	0:41.710 17.0   24.6	0:37.198 16.0   21.1	0:36.519 15.6   20.9	0:36.997 15.6   21.3	28
17	44	Timo SCHEIDER MJP Racing Team Austria	DEU Ford Fiesta	2:38.090 4/1 R3	0:05.282	0:05.392	0:38.705 16.7   21.9	0:37.330 15.7   21.5	0:36.885 15.5   21.3	0:39.778 15.7   23.9	27
18	10	"CSUCSU" Speedy Motorsport	HUN Kia Rio	2:40.886 4/1 R2	0:08.078	0:05.451	0:38.433 16.5   21.8	0:37.848 15.8   21.9	0:37.702 15.9   21.7	0:41.452 16.4   24.9	26
19	69	Martin KACZMARSKI Martin Kaczmarzski	POL Ford Fiesta	2:43.038 4/1 R1	0:10.230	0:05.582	0:39.037 16.6   22.4	0:38.161 16.1   22.0	0:41.326 15.6   25.7	0:38.932 16.5   22.4	25
20	80	Andreas STEFFEN Andreas Steffen	GER Ford Fiesta	2:44.300 4/1 R1	0:11.492	0:05.521	0:42.710 17.5   25.1	0:38.731 16.5   22.1	0:38.673 16.0   22.6	0:38.665 16.2   22.4	24
21	68	Niclas GRÖNHOLM GRX	FIN Ford Fiesta	2:50.859 4/1 R2	0:18.051	0:05.468	0:43.236 16.4   26.8	0:37.735 16.2   21.4	0:37.787 15.6   22.1	0:46.633 18.3   28.2	23
22	17	Davy JEANNEY DA Racing	FRA Peugeot 208	2:58.325 4/1 R3	0:25.517	0:05.328	0:39.211 17.1   22.0	0:40.162 16.4   23.7	0:37.941 16.3   21.5	0:55.683 15.9   39.7	22

These results are provisional until the conclusion of any judicial and technical inquiries.

Estering (952m)

Published at...	Clerk of the Course Karsten NEY	Timekeeper Attila BOROS	
-----------------	------------------------------------	----------------------------	--

Printed: 9/30/2017 3:41:45 PM

Page 1 of 1

Supercar

SC - 07

Result after Q 2

Pos.	No.	Driver Competitor/Entrant	Nat. Car Ch.	Q1	Q2	Q3	Q4	Q Sum	Int. Pt.	SF1	SF2	Final	Ch. Pt.	Ch Sum
1	1	Mattias EKSTRÖM EKS	SWE Audi S1	50 (1.) 2:35.709	45 (2.) 2:34.256			95						
2	21	Timmy HANSEN Team Peugeot-Hansen	SWE Peugeot 208	37 (7.) 2:38.119	50 (1.) 2:32.808			87						
3	11	Petter SOLBERG PSRX Volkswagen Sweden	NOR Volkswagen Polo GTI	39 (5.) 2:37.620	42 (3.) 2:34.755			81						
4	13	Andreas BAKKERUD Hoonigan Racing Division	NOR Ford Focus RS	45 (2.) 2:36.696	32 (12.) 2:36.929			77						
5	3	Johan KRISTOFFERSSON PSRX Volkswagen Sweden	SWE Volkswagen Polo GTI	36 (8.) 2:38.296	40 (4.) 2:34.860			76						
6	71	Kevin HANSEN Team Peugeot-Hansen	SWE Peugeot 208	38 (6.) 2:37.966	38 (6.) 2:35.279			76						
7	57	Toomas HEIKKINEN EKS	FIN Audi S1	40 (4.) 2:37.343	34 (10.) 2:36.254			74						
8	93	Sebastian ERIKSSON Olsbergs MSE	SWE Ford Fiesta	42 (3.) 2:37.258	31 (13.) 2:37.489			73						
9	96	Kevin ERIKSSON MJP Racing Team Austria	SWE Ford Fiesta	34 (10.) 2:38.838	35 (9.) 2:35.838			69						
10	15	Reinis NITISS EKS	LVA Audi S1	35 (9.) 2:38.727	33 (11.) 2:36.415			68						
11	43	Ken BLOCK Hoonigan Racing Division	USA Ford Focus RS	31 (13.) 2:40.522	36 (8.) 2:35.643			67						
12	6	Janis BAUMANIS Team Stard	LVA Ford Fiesta	27 (17.) 2:42.337	39 (5.) 2:35.261			66						
13	9	Sébastien LOEB Team Peugeot-Hansen	FRA Peugeot 208	26 (18.) 2:42.604	37 (7.) 2:35.434			63						
14	7	Timur TIMERZYANOV Team Stard	RUS Ford Fiesta	33 (11.) 2:39.430	29 (15.) 2:37.673			62						
15	94	Dieter DEPPING PSRX Volkswagen Sweden	DEU Volkswagen Polo GTI	29 (15.) 2:41.831	28 (16.) 2:38.023			57						
16	44	Timo SCHEIDER MJP Racing Team Austria	DEU Ford Fiesta	30 (14.) 2:41.551	27 (17.) 2:38.090			57						
17	77	René MUENNICH ALL-INKL.COM Muennich Motorsport	DEU Seat Ibiza	24 (20.) 2:44.999	30 (14.) 2:37.510			54						
18	10	"CSUCSU" Speedy Motorsport	HUN Kia Rio	28 (16.) 2:42.222	26 (18.) 2:40.886			54						
19	17	Davy JEANNEY DA Racing	FRA Peugeot 208	32 (12.) 2:40.264	22 (22.) 2:58.325			54						
20	69	Martin KACZMARSKI Martin Kaczmarek	POL Ford Fiesta	23 (21.) 2:45.629	25 (19.) 2:43.038			48						
21	68	Niclas GRÖNHOLM GRX	FIN Ford Fiesta	25 (19.) 2:43.865	23 (21.) 2:50.859			48						
22	80	Andreas STEFFEN Andreas Steffen	GER Ford Fiesta	22 (22.) 2:46.016	24 (20.) 2:44.300			46						

22 drivers

-  
-

These results are provisional until the conclusion of any judicial and technical inquiries.

Estering (952m)

Published at...	Clerk of the Course Karsten NEY	Timekeeper Attila BOROS	
-----------------	------------------------------------	----------------------------	--

Printed: 9/30/2017 3:45:56 PM

Page 1 of 1

Supercar

SC - 09

Warm-up

Ranking

Pos.	No.	Driver	Competitor/Entrant	Nat.	Car	Best lap	Diff	Laps
1	21	Timmy HANSEN	Team Peugeot-Hansen	SWE	Peugeot 208	<b>0:38.737</b>		2
2	11	Petter SOLBERG	PSRX Volkswagen Sweden	NOR	Volkswagen Polo GTI	<b>0:38.840</b>	0:00.103	2
3	3	Johan KRISTOFFERSSON	PSRX Volkswagen Sweden	SWE	Volkswagen Polo GTI	<b>0:38.866</b>	0:00.129	2
4	96	Kevin ERIKSSON	MJP Racing Team Austria	SWE	Ford Fiesta	<b>0:38.975</b>	0:00.238	2
5	9	Sébastien LOEB	Team Peugeot-Hansen	FRA	Peugeot 208	<b>0:39.038</b>	0:00.301	2
6	13	Andreas BAKKERUD	Hoonigan Racing Division	NOR	Ford Focus RS	<b>0:39.123</b>	0:00.386	2
7	71	Kevin HANSEN	Team Peugeot-Hansen	SWE	Peugeot 208	<b>0:39.212</b>	0:00.475	2
8	1	Mattias EKSTRÖM	EKS	SWE	Audi S1	<b>0:39.478</b>	0:00.741	2
9	93	Sebastian ERIKSSON	Olsbergs MSE	SWE	Ford Fiesta	<b>0:39.616</b>	0:00.879	2
10	6	Janis BAUMANIS	Team Stard	LVA	Ford Fiesta	<b>0:39.826</b>	0:01.089	2
11	57	Toomas HEIKKINEN	EKS	FIN	Audi S1	<b>0:39.831</b>	0:01.094	2
12	77	René MUENNICH	ALL-INKL.COM Muennich Motorsport	DEU	Seat Ibiza	<b>0:40.025</b>	0:01.288	2
13	43	Ken BLOCK	Hoonigan Racing Division	USA	Ford Focus RS	<b>0:40.082</b>	0:01.345	2
14	44	Timo SCHEIDER	MJP Racing Team Austria	DEU	Ford Fiesta	<b>0:40.255</b>	0:01.518	2
15	15	Reinis NITISS	EKS	LVA	Audi S1	<b>0:40.278</b>	0:01.541	2
16	7	Timur TIMERZYANOV	Team Stard	RUS	Ford Fiesta	<b>0:40.345</b>	0:01.608	2
17	94	Dieter DEPPING	PSRX Volkswagen Sweden	DEU	Volkswagen Polo GTI	<b>0:40.456</b>	0:01.719	2
18	68	Niclas GRÖNHOLM	GRX	FIN	Ford Fiesta	<b>0:40.676</b>	0:01.939	2
19	17	Davy JEANNEY	DA Racing	FRA	Peugeot 208	<b>0:40.694</b>	0:01.957	2
20	10	"CSUCSU"	Speedy Motorsport	HUN	Kia Rio	<b>0:42.131</b>	0:03.394	2
21	80	Andreas STEFFEN	Andreas Steffen	GER	Ford Fiesta	<b>0:42.902</b>	0:04.165	2
DNS	69	Martin KACZMARSKI	Martin Kaczmarski	POL	Ford Fiesta	-	-	0

Total:22 Drivers included DNS: 1 ,DNF: 0 , EXC: 0

These results are provisional until the conclusion of any judicial and technical inquiries.

Estering (952m)

Published at...	Clerk of the Course Karsten NEY	Timekeeper Attila BOROS	
-----------------	------------------------------------	----------------------------	--

Printed: 10/1/2017 9:18:19 AM

Page 1 of 4

Supercar

SC - 09

Warm-up

Lap Times

<b>1.</b>	<b>21 Timmy HANSEN</b>	<b>SWE</b>	<b>Peugeot 208</b>	
Lap	Laptime	Sector 1	Sector 2	Time of day
1.	00:38.737	16.0	22.6	09:02:14.429
2.	00:38.844	16.1	22.7	09:02:53.273
<b>2.</b>	<b>11 Petter SOLBERG</b>	<b>NOR</b>	<b>Volkswagen Polo GTI</b>	
Lap	Laptime	Sector 1	Sector 2	Time of day
1.	00:38.840	15.8	22.9	09:05:25.753
2.	00:39.052	16.1	22.8	09:06:04.805
<b>3.</b>	<b>3 Johan KRISTOFFERSSON</b>	<b>SWE</b>	<b>Volkswagen Polo GTI</b>	
Lap	Laptime	Sector 1	Sector 2	Time of day
1.	00:39.011	16.2	22.7	09:05:30.989
2.	00:38.866	16.2	22.6	09:06:09.855
<b>4.</b>	<b>96 Kevin ERIKSSON</b>	<b>SWE</b>	<b>Ford Fiesta</b>	
Lap	Laptime	Sector 1	Sector 2	Time of day
1.	00:39.815	16.7	23.0	09:02:26.011
2.	00:38.975	16.1	22.8	09:03:04.986
<b>5.</b>	<b>9 Sébastien LOEB</b>	<b>FRA</b>	<b>Peugeot 208</b>	
Lap	Laptime	Sector 1	Sector 2	Time of day
1.	00:39.292	16.1	23.0	09:02:22.008
2.	00:39.038	16.4	22.6	09:03:01.046
<b>6.</b>	<b>13 Andreas BAKKERUD</b>	<b>NOR</b>	<b>Ford Focus RS</b>	
Lap	Laptime	Sector 1	Sector 2	Time of day
1.	00:39.123	16.1	23.0	09:02:40.487
2.	00:39.244	16.1	23.0	09:03:19.731
<b>7.</b>	<b>71 Kevin HANSEN</b>	<b>SWE</b>	<b>Peugeot 208</b>	
Lap	Laptime	Sector 1	Sector 2	Time of day
1.	00:39.212	16.3	22.8	09:02:35.156
2.	00:39.393	16.4	22.8	09:03:14.549
<b>8.</b>	<b>1 Mattias EKSTRÖM</b>	<b>SWE</b>	<b>Audi S1</b>	
Lap	Laptime	Sector 1	Sector 2	Time of day
1.	00:39.478	16.1	23.3	09:11:37.355
2.	00:39.896	16.1	23.7	09:12:17.251
<b>9.</b>	<b>93 Sebastian ERIKSSON</b>	<b>SWE</b>	<b>Ford Fiesta</b>	
Lap	Laptime	Sector 1	Sector 2	Time of day
1.	00:39.616	16.5	23.0	09:05:47.299
2.	00:39.671	16.3	23.3	09:06:26.970
<b>10.</b>	<b>6 Janis BAUMANIS</b>	<b>LVA</b>	<b>Ford Fiesta</b>	
Lap	Laptime	Sector 1	Sector 2	Time of day
1.	00:40.654	16.6	23.9	09:02:31.864
2.	00:39.826	16.6	23.1	09:03:11.690
<b>11.</b>	<b>57 Toomas HEIKKINEN</b>	<b>FIN</b>	<b>Audi S1</b>	

These results are provisional until the conclusion of any judicial and technical inquiries.

Estering (952m)

Published at...	Clerk of the Course Karsten NEY	Timekeeper Attila BOROS	
-----------------	------------------------------------	----------------------------	--

Supercar

SC - 09

Warm-up

Lap	Laptime	Sector 1	Sector 2	Time of day
1.	00:40.406	16.5	23.8	09:11:51.642
2.	00:39.831	16.4	23.3	09:12:31.473
<b>12. 77 René MUENNICH DEU Seat Ibiza</b>				
Lap	Laptime	Sector 1	Sector 2	Time of day
1.	00:40.025	16.5	23.4	09:11:24.610
2.	00:40.470	16.6	23.7	09:12:05.080
<b>13. 43 Ken BLOCK USA Ford Focus RS</b>				
Lap	Laptime	Sector 1	Sector 2	Time of day
1.	00:40.923	16.6	24.3	09:05:20.275
2.	00:40.082	16.5	23.4	09:06:00.357
<b>14. 44 Timo SCHEIDER DEU Ford Fiesta</b>				
Lap	Laptime	Sector 1	Sector 2	Time of day
1.	00:40.457	16.9	23.5	09:05:40.980
2.	00:40.255	16.8	23.4	09:06:21.235
<b>15. 15 Reinis NITISS LVA Audi S1</b>				
Lap	Laptime	Sector 1	Sector 2	Time of day
1.	00:40.990	16.5	24.4	09:15:30.615
2.	00:40.278	16.4	23.8	09:16:10.893
<b>16. 7 Timur TIMERZYANOV RUS Ford Fiesta</b>				
Lap	Laptime	Sector 1	Sector 2	Time of day
1.	00:40.751	17.1	23.5	09:05:37.703
2.	00:40.345	16.8	23.4	09:06:18.048
<b>17. 94 Dieter DEPPING DEU Volkswagen Polo GTI</b>				
Lap	Laptime	Sector 1	Sector 2	Time of day
1.	00:40.456	16.7	23.6	09:11:31.853
2.	00:40.816	17.0	23.7	09:12:12.669
<b>18. 68 Niclas GRÖNHOLM FIN Ford Fiesta</b>				
Lap	Laptime	Sector 1	Sector 2	Time of day
1.	00:41.038	17.0	23.9	09:15:36.004
2.	00:40.676	16.7	23.9	09:16:16.680
<b>19. 17 Davy JEANNEY FRA Peugeot 208</b>				
Lap	Laptime	Sector 1	Sector 2	Time of day
1.	00:42.115	17.5	24.5	09:11:47.983
2.	00:40.694	16.7	23.9	09:12:28.677
<b>20. 10 "CSUCSU" HUN Kia Rio</b>				
Lap	Laptime	Sector 1	Sector 2	Time of day
1.	00:42.494	17.4	25.0	09:11:42.802
2.	00:42.131	17.5	24.5	09:12:24.933
<b>21. 80 Andreas STEFFEN GER Ford Fiesta</b>				
Lap	Laptime	Sector 1	Sector 2	Time of day
1.	00:42.902	17.8	25.0	09:15:44.780
2.	00:50.187	25.3	24.8	09:16:34.967

These results are provisional until the conclusion of any judicial and technical inquiries.

Estering (952m)

Published at...	Clerk of the Course Karsten NEY	Timekeeper Attila BOROS	
-----------------	------------------------------------	----------------------------	--

Supercar

SC - 09

Warm-up

DNS 69 Martin KACZMARSKI	POL Ford Fiesta
--------------------------	-----------------

These results are provisional until the conclusion of any judicial and technical inquiries.

Estering (952m)

Published at...	Clerk of the Course Karsten NEY	Timekeeper Attila BOROS	
-----------------	------------------------------------	----------------------------	--

Printed: 10/1/2017 9:18:19 AM

Page 4 of 4

Supercar

SC - 08

Provisional Grid Sheet for Q 3 (Right Pole)

P5	P4	P3	P2	POLE
<b>Race 1</b>				
		17	68	80
<b>Race 2</b>				
	69	10	44	94
<b>Race 3</b>				
7	77	93	13	15
<b>Race 4</b>				
57	96	43	9	71
<b>Race 5</b>				
6	3	11	1	21

R1

80 Andreas STEFFEN GER  
 68 Niclas GRÖNHOLM FIN  
 17 Davy JEANNEY FRA

R2

94 Dieter DEPPING DEU  
 44 Timo SCHEIDER DEU  
 10 "CSUCSU" HUN  
 69 Martin KACZMARSKI POL

R3

15 Reinis NITISS LVA  
 13 Andreas BAKKERUD NOR  
 93 Sebastian ERIKSSON SWE  
 77 René MUENNICH DEU  
 7 Timur TIMERZYANOV RUS

R4

71 Kevin HANSEN SWE  
 9 Sébastien LOEB FRA  
 43 Ken BLOCK USA  
 96 Kevin ERIKSSON SWE  
 57 Toomas HEIKKINEN FIN

R5

21 Timmy HANSEN SWE  
 1 Mattias EKSTRÖM SWE  
 11 Petter SOLBERG NOR  
 3 Johan KRISTOFFERSSON SWE  
 6 Janis BAUMANIS LVA

These results are provisional until the conclusion of any judicial and technical inquiries.

Estering (952m)

Published at...	Clerk of the Course Karsten NEY	Timekeeper Attila BOROS	
-----------------	------------------------------------	----------------------------	--

Printed: 10/1/2017 8:48:01 AM

Page 1 of 1

Supercar

SC - 10

Result of Q 3

Pos.	No.	Driver Competitor/Entrant	Nat./Car	Total Tm Laps/Jok/Race	Gap Penalty	Lap0	Lap1 S1   S2	Lap2 S1   S2	Lap3 S1   S2	Lap4 S1   S2	Pts.
1	11	Petter SOLBERG PSRX Volkswagen Sweden	NOR Volkswagen Polo GTI	2:45.312 4/1 R5	-	0:05.492	0:39.935 16.0   23.8	0:39.884 16.0   23.7	0:39.863 15.8   23.9	0:40.138 15.8   24.2	50
2	1	Mattias EKSTRÖM EKS	SWE Audi S1	2:47.327 4/1 R5	0:02.015	0:05.637	0:40.500 16.6   23.8	0:40.100 16.5   23.5	0:40.152 16.1   24.0	0:40.938 16.3   24.5	45
3	13	Andreas BAKKERUD Hoonigan Racing Division	NOR Ford Focus RS	2:48.155 4/1 R3	0:02.843	0:05.941	0:42.243 18.1   24.0	0:39.608 16.3   23.2	0:39.842 16.3   23.4	0:40.521 16.1   24.3	42
4	3	Johan KRISTOFFERSSON PSRX Volkswagen Sweden	SWE Volkswagen Polo GTI	2:48.676 4/1 R5	0:03.364	0:05.848	0:40.969 16.7   24.2	0:40.056 16.3   23.7	0:39.777 16.2   23.5	0:42.026 16.7   25.3	40
5	21	Timmy HANSEN Team Peugeot-Hansen	SWE Peugeot 208	2:48.946 4/1 R5	0:03.634	0:05.656	0:41.811 16.9   24.9	0:40.078 16.3   23.7	0:40.159 16.2   23.9	0:41.242 16.1   25.0	39
6	9	Sébastien LOEB Team Peugeot-Hansen	FRA Peugeot 208	2:49.094 4/1 R4	0:03.782	0:05.787	0:41.252 17.1   24.1	0:40.824 17.0   23.7	0:40.136 16.3   23.7	0:41.095 16.2   24.8	38
7	71	Kevin HANSEN Team Peugeot-Hansen	SWE Peugeot 208	2:50.185 4/1 R4	0:04.873	0:05.927	0:41.763 17.3   24.3	0:40.739 16.9   23.7	0:39.997 16.3   23.6	0:41.759 16.4   25.2	37
8	68	Niclas GRÖNHOLM GRX	FIN Ford Fiesta	2:50.851 4/1 R1	0:05.539	0:06.022	0:40.923 16.5   24.3	0:40.730 16.8   23.9	0:40.968 17.0   23.9	0:42.208 16.8   25.4	36
9	57	Toomas HEIKKINEN EKS	FIN Audi S1	2:50.902 4/1 R4	0:05.590	0:05.625	0:41.118 17.0   24.0	0:42.340 17.3   25.0	0:40.568 16.5   24.0	0:41.251 16.2   24.9	35
10	6	Janis BAUMANIS Team Stard	LVA Ford Fiesta	2:50.915 4/1 R5	0:05.603	0:06.129	0:41.996 17.0   24.9	0:40.482 16.6   23.8	0:40.242 16.5   23.7	0:42.066 16.5   25.5	34
11	15	Reinis NITISS EKS	LVA Audi S1	2:51.461 4/1 R3	0:06.149	0:06.004	0:41.768 17.6   24.1	0:41.191 17.2   23.9	0:40.621 16.6   23.9	0:41.877 16.6   25.2	33
12	96	Kevin ERIKSSON MJP Racing Team Austria	SWE Ford Fiesta	2:51.562 4/1 R4	0:06.250	0:05.984	0:43.522 17.6   25.8	0:41.270 17.3   23.9	0:40.270 16.2   23.9	0:40.516 16.4   24.0	32
13	43	Ken BLOCK Hoonigan Racing Division	USA Ford Focus RS	2:52.720 4/1 R4	0:07.408	0:06.054	0:43.092 18.0   24.9	0:40.488 16.4   24.0	0:42.241 16.7   25.5	0:40.845 16.5   24.2	31
14	94	Dieter DEPPING PSRX Volkswagen Sweden	DEU Volkswagen Polo GTI	2:54.758 4/1 R2	0:09.446	0:06.332	0:41.946 17.1   24.7	0:42.605 16.9   25.6	0:42.040 17.4   24.5	0:41.835 17.1   24.6	30
15	44	Timo SCHEIDER MJP Racing Team Austria	DEU Ford Fiesta	2:54.992 4/1 R2	0:09.680	0:06.148	0:44.411 17.6   26.7	0:41.292 17.3   23.9	0:41.538 17.1   24.3	0:41.603 17.3   24.2	29
16	7	Timur TIMERZYANOV Team Stard	RUS Ford Fiesta	2:56.435 4/1 R3	0:11.123	0:06.124	0:44.032 19.3   24.6	0:40.945 16.6   24.2	0:41.176 16.6   24.5	0:44.158 16.7   27.3	28
17	17	Davy JEANNEY DA Racing	FRA Peugeot 208	2:57.311 4/1 R1	0:11.999	0:06.207	0:45.206 17.6   27.6	0:42.146 17.1   24.9	0:41.920 17.0   24.9	0:41.832 17.1   24.7	27
18	93	Sebastian ERIKSSON Olsbergs MSE	SWE Ford Fiesta	2:58.098 4/1 R3	0:12.786	0:05.914	0:42.823 18.5   24.2	0:41.027 16.7   24.2	0:41.918 16.9   24.9	0:46.416 16.9   29.4	26
19	77	René MUENNICH ALL-INKL.COM Muennich Motorsport	DEU Seat Ibiza	2:59.144 4/1 R3	0:13.832	0:06.467	0:46.460 19.4   27.0	0:42.332 17.7   24.6	0:41.805 17.2   24.5	0:42.080 17.1   24.9	25
20	80	Andreas STEFFEN Andreas Steffen	GER Ford Fiesta	2:59.909 4/1 R1	0:14.597	0:06.266	0:43.060 17.0   26.0	0:43.075 17.2   25.7	0:42.471 17.3   25.1	0:45.037 16.8   28.1	24
DNF	10	"CSUCSU" Speedy Motorsport	HUN Kia Rio	- 0/0 R2	+4 LAP	0:06.036					21
DNS	69	Martin KACZMARSKI Martin Kaczmarecki	POL Ford Fiesta	- 0/0 R							0

#44 Reprimand Stewards dec. No, 4, #9 Reprimand Stewards dec. No. 5

These results are provisional until the conclusion of any judicial and technical inquiries.

Estering (952m)

Published at...	Clerk of the Course Karsten NEY	Timekeeper Attila BOROS	
-----------------	------------------------------------	----------------------------	--

Printed: 10/1/2017 11:03:02 AM

Page 1 of 1



Supercar

SC - 11

Result after Q 3



Pos.	No.	Driver Competitor/Entrant	Nat. Car Ch.	Q1	Q2	Q3	Q4	Q Sum	Int. Pt.	SF1	SF2	Final	Ch. Pt.	Ch Sum
1	1	Mattias EKSTRÖM EKS	SWE Audi S1	50 (1.) 2:35.709	45 (2.) 2:34.256	45 (2.) 2:47.327		140						
2	11	Petter SOLBERG PSRX Volkswagen Sweden	NOR Volkswagen Polo GTI	39 (5.) 2:37.620	42 (3.) 2:34.755	50 (1.) 2:45.312		131						
3	21	Timmy HANSEN Team Peugeot-Hansen	SWE Peugeot 208	37 (7.) 2:38.119	50 (1.) 2:32.808	39 (5.) 2:48.946		126						
4	13	Andreas BAKKERUD Hoonigan Racing Division	NOR Ford Focus RS	45 (2.) 2:36.696	32 (12.) 2:36.929	42 (3.) 2:48.155		119						
5	3	Johan KRISTOFFERSSON PSRX Volkswagen Sweden	SWE Volkswagen Polo GTI	36 (8.) 2:38.296	40 (4.) 2:34.860	40 (4.) 2:48.676		116						
6	71	Kevin HANSEN Team Peugeot-Hansen	SWE Peugeot 208	38 (6.) 2:37.966	38 (6.) 2:35.279	37 (7.) 2:50.185		113						
7	57	Toomas HEIKKINEN EKS	FIN Audi S1	40 (4.) 2:37.343	34 (10.) 2:36.254	35 (9.) 2:50.902		109						
8	9	Sébastien LOEB Team Peugeot-Hansen	FRA Peugeot 208	26 (18.) 2:42.604	37 (7.) 2:35.434	38 (6.) 2:49.094		101						
9	15	Reinis NITISS EKS	LVA Audi S1	35 (9.) 2:38.727	33 (11.) 2:36.415	33 (11.) 2:51.461		101						
10	96	Kevin ERIKSSON MJP Racing Team Austria	SWE Ford Fiesta	34 (10.) 2:38.838	35 (9.) 2:35.838	32 (12.) 2:51.562		101						
11	6	Janis BAUMANIS Team Stard	LVA Ford Fiesta	27 (17.) 2:42.337	39 (5.) 2:35.261	34 (10.) 2:50.915		100						
12	93	Sebastian ERIKSSON Olsbergs MSE	SWE Ford Fiesta	42 (3.) 2:37.258	31 (13.) 2:37.489	26 (18.) 2:58.098		99						
13	43	Ken BLOCK Hoonigan Racing Division	USA Ford Focus RS	31 (13.) 2:40.522	36 (8.) 2:35.643	31 (13.) 2:52.720		98						
14	7	Timur TIMERZYANOV Team Stard	RUS Ford Fiesta	33 (11.) 2:39.430	29 (15.) 2:37.673	28 (16.) 2:56.435		90						
15	94	Dieter DEPPING PSRX Volkswagen Sweden	DEU Volkswagen Polo GTI	29 (15.) 2:41.831	28 (16.) 2:38.023	30 (14.) 2:54.758		87						
16	44	Timo SCHEIDER MJP Racing Team Austria	DEU Ford Fiesta	30 (14.) 2:41.551	27 (17.) 2:38.090	29 (15.) 2:54.992		86						
17	68	Niclas GRÖNHOLM GRX	FIN Ford Fiesta	25 (19.) 2:43.865	23 (21.) 2:50.859	36 (8.) 2:50.851		84						
18	17	Davy JEANNEY DA Racing	FRA Peugeot 208	32 (12.) 2:40.264	22 (22.) 2:58.325	27 (17.) 2:57.311		81						
19	77	René MUENNICH ALL-INKL.COM Muennich Motorsport	DEU Seat Ibiza	24 (20.) 2:44.999	30 (14.) 2:37.510	25 (19.) 2:59.144		79						
20	10	"CSUCSU" Speedy Motorsport	HUN Kia Rio	28 (16.) 2:42.222	26 (18.) 2:40.886	21 (21.) DNF		75						
21	80	Andreas STEFFEN Andreas Steffen	GER Ford Fiesta	22 (22.) 2:46.016	24 (20.) 2:44.300	24 (20.) 2:59.909		70						
22	69	Martin KACZMARSKI Martin Kaczmarski	POL Ford Fiesta	23 (21.) 2:45.629	25 (19.) 2:43.038	0 (22.) DNS		48						

22 drivers

-  
-

These results are provisional until the conclusion of any judicial and technical inquiries.

Estering (952m)

Published at...	Clerk of the Course Karsten NEY 	Timekeeper Attila BOROS 	
-----------------	--	--	---

Printed: 10/1/2017 11:04:45 AM

Page 1 of 1

Supercar

SC - 12

Provisional Grid Sheet for Q 4 (Right Pole)

P5	P4	P3	P2	POLE
<b>Race 1</b>				
		69	10	80
<b>Race 2</b>				
	77	93	17	7
<b>Race 3</b>				
44	94	43	96	15
<b>Race 4</b>				
6	57	68	71	9
<b>Race 5</b>				
21	3	13	1	11

R1

R2

R3

R4

R5

80	Andreas STEFFEN	GER
10	"CSUCSU"	HUN
69	Martin KACZMARSKI	POL
7	Timur TIMERZYANOV	RUS
17	Davy JEANNEY	FRA
93	Sebastian ERIKSSON	SWE
77	René MUENNICH	DEU
15	Reinis NITISS	LVA
96	Kevin ERIKSSON	SWE
43	Ken BLOCK	USA
94	Dieter DEPPING	DEU
44	Timo SCHEIDER	DEU
9	Sébastien LOEB	FRA
71	Kevin HANSEN	SWE
68	Niclas GRÖNHOLM	FIN
57	Toomas HEIKKINEN	FIN
6	Janis BAUMANIS	LVA
11	Petter SOLBERG	NOR
1	Mattias EKSTRÖM	SWE
13	Andreas BAKKERUD	NOR
3	Johan KRISTOFFERSSON	SWE
21	Timmy HANSEN	SWE

These results are provisional until the conclusion of any judicial and technical inquiries.

Estering (952m)

Published at...	Clerk of the Course Karsten NEY	Timekeeper Attila BOROS	
-----------------	------------------------------------	----------------------------	--

Printed: 10/1/2017 11:07:41 AM

Page 1 of 1

Supercar

SC - 13

Result of Q 4

Pos.	No.	Driver Competitor/Entrant	Nat./Car	Total Tm Laps/Jok/Race	Gap Penalty	Lap0	Lap1 S1   S2	Lap2 S1   S2	Lap3 S1   S2	Lap4 S1   S2	Pts.
1	11	Petter SOLBERG PSRX Volkswagen Sweden	NOR Volkswagen Polo GTI	2:36.644 4/1 R5	-	0:05.181	0:37.698 16.2   21.4	0:37.647 16.0   21.5	0:37.342 15.5   21.7	0:38.776 15.5   23.2	50
2	68	Niclas GRÖNHOLM GRX	FIN Ford Fiesta	2:37.430 4/1 R4	0:00.786	0:05.394	0:37.413 15.4   21.9	0:37.838 15.8   21.9	0:37.165 15.6   21.5	0:39.620 15.7   23.8	45
3	3	Johan KRISTOFFERSSON PSRX Volkswagen Sweden	SWE Volkswagen Polo GTI	2:37.462 4/1 R5	0:00.818	0:05.186	0:38.137 16.4   21.6	0:37.785 15.9   21.8	0:37.032 15.4   21.6	0:39.322 15.6   23.7	42
4	96	Kevin ERIKSSON MJP Racing Team Austria	SWE Ford Fiesta	2:38.210 4/1 R3	0:01.566	0:05.231	0:38.304 16.2   22.0	0:37.717 15.9   21.7	0:37.555 15.9   21.6	0:39.403 15.9   23.4	40
5	13	Andreas BAKKERUD Hoonigan Racing Division	NOR Ford Focus RS	2:38.687 4/1 R5	0:02.043	0:05.398	0:38.658 16.4   22.1	0:39.584 15.6   23.9	0:38.352 16.1   22.2	0:36.695 15.4   21.2	39
6	6	Janis BAUMANIS Team Stard	LVA Ford Fiesta	2:39.059 4/1 R4	0:02.415	0:05.405	0:37.764 15.9   21.8	0:38.240 16.2   22.0	0:37.686 15.8   21.8	0:39.964 15.8   24.0	38
7	9	Sébastien LOEB Team Peugeot-Hansen	FRA Peugeot 208	2:39.128 4/1 R4	0:02.484	0:05.388	0:38.242 16.2   22.0	0:40.571 15.9   24.6	0:37.576 16.1   21.4	0:37.351 15.6   21.7	37
8	1	Mattias EKSTRÖM EKS	SWE Audi S1	2:39.778 4/2 R5	0:03.134	0:05.026	0:37.726 16.0   21.6	0:37.400 15.6   21.7	0:39.732 15.4   24.3	0:39.894 16.0   23.8	36
9	21	Timmy HANSEN Team Peugeot-Hansen	SWE Peugeot 208	2:40.032 4/1 R5	0:03.388	0:05.361	0:41.332 16.5   24.8	0:37.245 15.8   21.3	0:39.281 15.6   23.6	0:36.813 15.2   21.5	35
10	57	Toomas HEIKKINEN EKS	FIN Audi S1	2:40.124 4/1 R4	0:03.480	0:05.176	0:42.845 17.1   25.6	0:37.980 16.2   21.7	0:37.239 15.6   21.5	0:36.884 15.5   21.3	34
11	15	Reinis NITISS EKS	LVA Audi S1	2:40.489 4/1 R3	0:03.845	0:05.372	0:38.590 16.3   22.2	0:37.970 16.0   21.8	0:37.653 15.7   21.8	0:40.904 16.1   24.7	33
12	44	Timo SCHEIDER MJP Racing Team Austria	DEU Ford Fiesta	2:41.380 4/1 R3	0:04.736	0:05.384	0:40.592 17.2   23.3	0:37.726 15.9   21.7	0:37.297 15.7   21.5	0:40.381 15.6   24.7	32
13	71	Kevin HANSEN Team Peugeot-Hansen	SWE Peugeot 208	2:41.620 4/1 R4	0:04.976	0:05.209	0:38.868 16.6   22.2	0:38.013 16.0   21.9	0:41.758 15.7   25.9	0:37.772 16.2   21.5	31
14	93	Sebastian ERIKSSON Olsbergs MSE	SWE Ford Fiesta	2:42.170 4/1 R2	0:05.526	0:05.319	0:39.138 17.0   22.0	0:41.013 16.2   24.7	0:38.736 16.3   22.3	0:37.964 15.8   22.0	30
15	43	Ken BLOCK Hoonigan Racing Division	USA Ford Focus RS	2:42.277 4/1 R3	0:05.633	0:05.432	0:43.313 16.6   26.6	0:38.170 16.3   21.8	0:37.813 16.1   21.6	0:37.549 15.8   21.6	29
16	17	Davy JEANNEY DA Racing	FRA Peugeot 208	2:43.486 4/1 R2	0:06.842	0:05.271	0:38.754 16.4   22.3	0:39.241 16.3   22.8	0:38.498 16.0   22.4	0:41.722 16.0   25.6	28
17	77	René MUENNICH ALL-INKL.COM Muennich Motorsport	DEU Seat Ibiza	2:43.805 4/1 R2	0:07.161	0:05.482	0:42.398 17.4   24.9	0:38.811 16.5   22.2	0:38.525 16.2   22.2	0:38.589 15.9   22.5	27
18	94	Dieter DEPPING PSRX Volkswagen Sweden	DEU Volkswagen Polo GTI	2:44.460 4/1 R3	0:07.816	0:05.387	0:43.869 17.0   26.8	0:39.010 16.8   22.1	0:38.374 16.5   21.8	0:37.820 16.0   21.7	26
19	10	"CSUCSU" Speedy Motorsport	HUN Kia Rio	2:46.692 4/1 R1	0:10.048	0:05.508	0:40.351 16.9   23.3	0:40.019 16.6   23.3	0:38.874 16.2   22.6	0:41.940 16.5   25.3	25
20	80	Andreas STEFFEN Andreas Steffen	GER Ford Fiesta	2:48.465 4/1 R1	0:11.821	0:05.617	0:41.347 17.9   23.4	0:39.567 16.4   23.1	0:42.105 16.3   25.7	0:39.829 16.5   23.2	24
21	69	Martin KACZMARSKI Martin Kaczmarzki	POL Ford Fiesta	2:52.064 4/1 R1	0:15.420	0:05.566	0:45.689 18.5   27.1	0:40.729 17.1   23.5	0:39.761 16.4   23.2	0:40.319 16.4   23.8	23
DNF	7	Timur TIMERZYANOV Team Stard	RUS Ford Fiesta	- 0/0 R2	+4 LAP	0:05.481					21

These results are provisional until the conclusion of any judicial and technical inquiries.

Estering (952m)

Published at...	Clerk of the Course Karsten NEY	Timekeeper Attila BOROS	
-----------------	------------------------------------	----------------------------	--

Printed: 10/1/2017 12:25:10 PM

Page 1 of 1

Supercar

SC - 14




Intermediate Classification

Pos.	No.	Driver Competitor/Entrant	Nat.	Car	Q1	Q2	Q3	Q4	Q Sum	Int. Pt.	SF1	SF2	Final	Ch. Pt.
1	11	Petter SOLBERG PSRX Volkswagen Sweden	NOR	Volkswagen Polo GTI	39 (5.) 2:37.620	42 (3.) 2:34.755	50 (1.) 2:45.312	50 (1.) 2:36.644	181	16				16
2	1	Mattias EKSTRÖM EKS	SWE	Audi S1	50 (1.) 2:35.709	45 (2.) 2:34.256	45 (2.) 2:47.327	36 (8.) 2:39.778	176	15				15
3	21	Timmy HANSEN Team Peugeot-Hansen	SWE	Peugeot 208	37 (7.) 2:38.119	50 (1.) 2:32.808	39 (5.) 2:48.946	35 (9.) 2:40.032	161	14				14
4	3	Johan KRISTOFFERSSON PSRX Volkswagen Sweden	SWE	Volkswagen Polo GTI	36 (8.) 2:38.296	40 (4.) 2:34.860	40 (4.) 2:48.676	42 (3.) 2:37.462	158	13				13
5	13	Andreas BAKKERUD Hoonigan Racing Division	NOR	Ford Focus RS	45 (2.) 2:36.696	32 (12.) 2:36.929	42 (3.) 2:48.155	39 (5.) 2:38.687	158	12				12
6	71	Kevin HANSEN Team Peugeot-Hansen	SWE	Peugeot 208	38 (6.) 2:37.966	38 (6.) 2:35.279	37 (7.) 2:50.185	31 (13.) 2:41.620	144	11				11
7	57	Toomas HEIKKINEN EKS	FIN	Audi S1	40 (4.) 2:37.343	34 (10.) 2:36.254	35 (9.) 2:50.902	34 (10.) 2:40.124	143	10				10
8	96	Kevin ERIKSSON MJP Racing Team Austria	SWE	Ford Fiesta	34 (10.) 2:38.838	35 (9.) 2:35.838	32 (12.) 2:51.562	40 (4.) 2:38.210	141	9				9
9	6	Janis BAUMANIS Team Stard	LVA	Ford Fiesta	27 (17.) 2:42.337	39 (5.) 2:35.261	34 (10.) 2:50.915	38 (6.) 2:39.059	138	8				8
10	9	Sébastien LOEB Team Peugeot-Hansen	FRA	Peugeot 208	26 (18.) 2:42.604	37 (7.) 2:35.434	38 (6.) 2:49.094	37 (7.) 2:39.128	138	7				7
11	15	Reinis NITISS EKS	LVA	Audi S1	35 (9.) 2:38.727	33 (11.) 2:36.415	33 (11.) 2:51.461	33 (11.) 2:40.489	134	6				6
12	68	Niclas GRÖNHOLM GRX	FIN	Ford Fiesta	25 (19.) 2:43.865	23 (21.) 2:50.859	36 (8.) 2:50.851	45 (2.) 2:37.430	129	5				5
13	93	Sebastian ERIKSSON Olsbergs MSE	SWE	Ford Fiesta	42 (3.) 2:37.258	31 (13.) 2:37.489	26 (18.) 2:58.098	30 (14.) 2:42.170	129	4				4
14	43	Ken BLOCK Hoonigan Racing Division	USA	Ford Focus RS	31 (13.) 2:40.522	36 (8.) 2:35.643	31 (13.) 2:52.720	29 (15.) 2:42.277	127	3				3
15	44	Timo SCHEIDER MJP Racing Team Austria	DEU	Ford Fiesta	30 (14.) 2:41.551	27 (17.) 2:38.090	29 (15.) 2:54.992	32 (12.) 2:41.380	118	2				2
16	94	Dieter DEPPING PSRX Volkswagen Sweden	DEU	Volkswagen Polo GTI	29 (15.) 2:41.831	28 (16.) 2:38.023	30 (14.) 2:54.758	26 (18.) 2:44.460	113	1				1
17	7	Timur TIMERZYANOV Team Stard	RUS	Ford Fiesta	33 (11.) 2:39.430	29 (15.) 2:37.673	28 (16.) 2:56.435	21 (22.) DNF	111	0				0
18	17	Davy JEANNEY DA Racing	FRA	Peugeot 208	32 (12.) 2:40.264	22 (22.) 2:58.325	27 (17.) 2:57.311	28 (16.) 2:43.486	109	0				0
19	77	René MUENNICH ALL-INKL.COM Muennich Motorsport	DEU	Seat Ibiza	24 (20.) 2:44.999	30 (14.) 2:37.510	25 (19.) 2:59.144	27 (17.) 2:43.805	106	0				0
20	10	"CSUCSU" Speedy Motorsport	HUN	Kia Rio	28 (16.) 2:42.222	26 (18.) 2:40.886	21 (21.) DNF	25 (19.) 2:46.692	100	0				0
21	80	Andreas STEFFEN Andreas Steffen	GER	Ford Fiesta	22 (22.) 2:46.016	24 (20.) 2:44.300	24 (20.) 2:59.909	24 (20.) 2:48.465	94	0				0
22	69	Martin KACZMARSKI Martin Kaczmariski	POL	Ford Fiesta	23 (21.) 2:45.629	25 (19.) 2:43.038	0 (22.) DNS	23 (21.) 2:52.064	71	0				0

22 drivers

These results are provisional until the conclusion of any judicial and technical inquiries.

Estering (952m)

Published at...	Clerk of the Course Karsten NEY 	Timekeeper Attila BOROS 	
-----------------	--	--	---

Printed: 10/1/2017 12:28:27 PM

Page 1 of 1

Supercar

SC - 15

Notional joker time report

Official notional joker time for Semi finals and Final

Supercar + 2.2 seconds

				Best	Joker	Diff
11	Petter SOLBERG PSRX Volkswagen Sweden	NOR	Volkswagen Polo GTI	00:00:37.3420	00:00:38.7760	0:01.434
68	Niclas GRÖNHOLM GRX	FIN	Ford Fiesta	00:00:37.1650	00:00:39.6200	0:02.455
3	Johan KRISTOFFERSSON PSRX Volkswagen Sweden	SWE	Volkswagen Polo GTI	00:00:37.0320	00:00:39.3220	0:02.290
96	Kevin ERIKSSON MJP Racing Team Austria	SWE	Ford Fiesta	00:00:37.5550	00:00:39.4030	0:01.848
13	Andreas BAKKERUD Hoonigan Racing Division	NOR	Ford Focus RS	00:00:36.6950	00:00:39.5840	0:02.889

These results are provisional until the conclusion of any judicial and technical inquires.

Estering (952m)

Published at...	Clerk of the Course Karsten NEY	Timekeeper Attila BOROS	
-----------------	------------------------------------	----------------------------	--

Printed: 10/1/2017 12:30:06 PM

Page 1 of 1

Supercar

SC - 16

Provisional Grid for Semi-Finals

Semi-Final 1

Row 1

11	Petter SOLBERG PSRX Volkswagen Sweden	NOR	Volkswagen Polo GTI Supercar
21	Timmy HANSEN Team Peugeot-Hansen	SWE	Peugeot 208 Supercar

Sporting Regulation 15.6.4 : If a Driver is unable to take his place in a Semi-Final (i.e. his car is unable to be driven under its own power to the starting grid), he will be substituted by the next qualifier (the highest placed Driver in the intermediate classification not already in the Semi-Finals). Any such substitute(s) will take the last place(s) on the grid with those ahead of them moving up to fill the place left by the non-starter(s).

Row 2

13	Andreas BAKKERUD Hoonigan Racing Division	NOR	Ford Focus RS Supercar
57	Toomas HEIKKINEN EKS	FIN	Audi S1 Supercar

Row 3

6	Janis BAUMANIS Team Stard	LVA	Ford Fiesta Supercar
15	Reinis NITISS EKS	LVA	Audi S1 Supercar

Semi-Final 2

Row 1

1	Mattias EKSTRÖM EKS	SWE	Audi S1 Supercar
3	Johan KRISTOFFERSSON PSRX Volkswagen Sweden	SWE	Volkswagen Polo GTI Supercar

Row 2

71	Kevin HANSEN Team Peugeot-Hansen	SWE	Peugeot 208 Supercar
96	Kevin ERIKSSON MJP Racing Team Austria	SWE	Ford Fiesta Supercar

Row 3

9	Sébastien LOEB Team Peugeot-Hansen	FRA	Peugeot 208 Supercar
68	Niclas GRÖNHOLM GRX	FIN	Ford Fiesta Supercar

Next qualifier (13- )

13	93 Sebastian ERIKSSON	SWE	22	69 Martin KACZMARSKI	POL
14	43 Ken BLOCK	USA			
15	44 Timo SCHEIDER	DEU			
16	94 Dieter DEPPING	DEU			
17	7 Timur TIMERZYANOV	RUS			
18	17 Davy JEANNEY	FRA			
19	77 René MUENNICH	DEU			
20	10 "CSUCSU"	HUN			
21	80 Andreas STEFFEN	GER			

These results are provisional until the conclusion of any judicial and technical inquiries.

Estering (952m)

Published at...	Clerk of the Course Karsten NEY	Timekeeper Attila BOROS	
-----------------	------------------------------------	----------------------------	--

Printed: 10/1/2017 12:31:08 PM

Page 1 of 1

Supercar

SC - 17

Results of Semi-finals

Semi-final 1

Pos.	No.	Driver Competitor/Entrant	Nat.	Total Tm L / J	Gap	Lap0	Lap1 s1   s2	Lap 2 s1   s2	Lap3 s1   s2	Lap4 s1   s2	Lap 5 s1   s2	Lap 6 s1   s2	Cp.
1	11	Petter SOLBERG PSRX Volkswagen Sweden Volkswagen Polo GTI	NOR	<b>3:45.054</b> 6 / 1		0:05.100	0:36.936 15.4   21.5	0:36.669 15.5   21.1	0:36.355 15.3   20.9	0:35.954 15.2   20.7	0:36.088 15.0   20.9	<u>0:37.952</u> 15.0   22.9	6
2	57	Toomas HEIKKINEN EKS Audi S1	FIN	<b>3:47.432</b> 6 / 1	0:02.378	0:05.204	0:37.722 16.0   21.6	0:36.947 15.6   21.2	0:36.471 15.3   21.1	0:36.558 15.2   21.3	0:36.235 15.1   21.1	<u>0:38.295</u> 15.0   23.2	5
3	21	Timmy HANSEN Team Peugeot-Hansen Peugeot 208	SWE	<b>3:48.692</b> 6 / 1	0:03.638	0:05.099	0:39.576 17.8   21.7	0:36.756 15.2   21.5	0:36.560 15.1   21.3	<u>0:38.408</u> 15.3   23.0	0:36.496 15.4   21.0	0:35.797 14.9   20.8	4
4	6	Janis BAUMANIS Team Stard Ford Fiesta	LVA	<b>3:48.941</b> 6 / 1	0:03.887	0:05.533	0:38.167 16.3   21.8	0:37.093 15.6   21.4	0:36.688 15.3   21.2	0:36.698 15.5   21.1	0:36.448 15.0   21.4	<u>0:38.314</u> 15.0   23.2	3
5	13	Andreas BAKKERUD Hoonigan Racing Division Ford Focus RS	NOR	<b>3:49.891</b> 6 / 1	0:04.837	0:05.288	0:41.060 19.7   21.2	0:36.582 15.4   21.1	0:36.130 15.2   20.9	0:36.151 14.9   21.2	<u>0:37.646</u> 15.1   22.4	0:37.034 15.5   21.4	2
6	15	Reinis NITISS EKS Audi S1	LVA	<b>3:54.904</b> 6 / 1	0:09.850	0:05.612	0:44.176 22.1   22.0	0:36.670 15.4   21.2	0:36.774 15.2   21.5	0:36.454 15.1   21.3	0:36.767 15.1   21.6	<u>0:38.451</u> 15.0   23.4	1

Semi-final 2

Pos.	No.	Driver Competitor/Entrant	Nat.	Total Tm L / J	Gap	Lap0	Lap1 s1   s2	Lap 2 s1   s2	Lap3 s1   s2	Lap4 s1   s2	Lap5 s1   s2	Lap6 s1   s2	Cp.
1	1	Mattias EKSTRÖM EKS Audi S1	SWE	<b>3:42.822</b> 6 / 1		0:05.032	0:35.970 14.8   21.0	0:35.926 14.9   20.9	0:36.477 14.8   21.5	0:36.018 15.0   20.9	0:35.868 14.9   20.9	<u>0:37.531</u> 14.7   22.7	6
2	71	Kevin HANSEN Team Peugeot-Hansen Peugeot 208	SWE	<b>3:45.028</b> 6 / 1	0:02.206	0:05.542	0:36.261 15.3   20.9	0:35.964 15.1   20.8	0:36.518 15.0   21.4	0:36.257 15.2   20.9	0:35.958 15.0   20.8	<u>0:38.528</u> 15.0   23.4	5
3	68	Niclas GRÖNHOLM GRX Ford Fiesta	FIN	<b>3:48.118</b> 6 / 1	0:05.296	0:05.630	<u>0:39.174</u> 15.7   23.3	0:37.902 15.6   22.2	0:36.809 15.4   21.3	0:36.693 15.6   21.0	0:36.127 15.0   21.1	0:35.783 14.7   21.0	4
4	9	Sébastien LOEB Team Peugeot-Hansen Peugeot 208	FRA	<b>3:48.377</b> 6 / 1	0:05.555	0:05.513	0:37.562 16.1   21.4	0:39.433 17.0   22.3	0:36.543 14.9   21.6	0:35.974 14.9   20.9	0:35.632 14.8   20.7	<u>0:37.720</u> 14.7   23.0	3
5	3	Johan KRISTOFFERSSON PSRX Volkswagen Sweden Volkswagen Polo GTI	SWE	<b>3:51.573</b> 6 / 1	0:08.751	0:05.189	0:38.315 16.6   21.6	0:43.809 22.6   21.1	0:36.120 14.9   21.1	0:35.227 14.7   20.4	0:35.347 14.7   20.5	<u>0:37.566</u> 14.6   22.9	2
6	96	Kevin ERIKSSON MJP Racing Team Austria Ford Fiesta	SWE	<b>4:02.874</b> 6 / 1	0:20.052	0:05.154	0:37.152 15.9   21.1	<u>0:51.883</u> 26.0   25.8	0:37.906 15.9   21.9	0:36.682 15.1   21.5	0:35.969 14.8   21.1	0:38.128 14.7   23.3	1

These results are provisional until the conclusion of any judicial and technical inquiries.

Estering (952m)

Published at...	Clerk of the Course Karsten NEY	Timekeeper Attila BOROS	
-----------------	------------------------------------	----------------------------	--

Supercar

SC - 18

Provisional Grid for-Final

Final

Row 1

11	Petter SOLBERG PSRX Volkswagen Sweden	NOR	Volkswagen Polo GTI	22
1	Mattias EKSTRÖM EKS	SWE	Audi S1	21

Sporting Regulation 15.6.4 : If a Driver is unable to take his place in the Final (i.e. his car is unable to be driven under its own power to the starting grid), he will be substituted by the next qualifier (the fourth placed Semi-finalist with the highest points score in the Competition who is not already in the Final). Any such substitute(s) will take the last place(s) on the grid with those ahead of them moving up to fill the place left by the non-starter(s). Should neither of the fourth placed Semi-finalists be able to start, the fifth placed Semi-finalists, and then the sixth-placed, will be considered as above.

Row 2

71	Kevin HANSEN Team Peugeot-Hansen	SWE	Peugeot 208	16
57	Toomas HEIKKINEN EKS	FIN	Audi S1	15

Row 3

21	Timmy HANSEN Team Peugeot-Hansen	SWE	Peugeot 208	18
68	Niclas GRÖNHOLM GRX	FIN	Ford Fiesta	9

Next qualifier (7-)

6	Janis BAUMANIS	LVA	11
9	Sébastien LOEB	FRA	10
3	Johan KRISTOFFERSSON	SWE	15
13	Andreas BAKKERUD	NOR	14
96	Kevin ERIKSSON	SWE	10
15	Reinis NITISS	LVA	7

These results are provisional until the conclusion of any judicial and technical inquiries.

Estering (952m)

Published at...	Clerk of the Course Karsten NEY	Timekeeper Attila BOROS	
-----------------	------------------------------------	----------------------------	--

Printed: 10/1/2017 3:31:46 PM

Page 1 of 1



Supercar

SC - 17

Result of Final

Pos.	No.	Driver Competitor/Entrant	Nat.	Total Tm L / J	Gap	Lap0	Lap1 S1   S2	Lap 2 S1   S2	Lap3 S1   S2	Lap4 S1   S2	Lap5 S1   S2	Lap6 S1   S2	Cp.
1	1	Mattias EKSTRÖM EKS Audi S1	SWE	<b>3:41.663</b> 6 / 1		0:05.117	0:36.581 15.4   21.1	0:36.192 15.2   20.9	0:35.705 15.0   20.6	0:35.476 14.8   20.5	0:35.501 14.8   20.6	<u>0:37.091</u> 14.8   22.2	8
2	21	Timmy HANSEN Team Peugeot-Hansen Peugeot 208	SWE	<b>3:44.292</b> 6 / 1	0:02.629	0:05.449	0:37.351 15.9   21.4	0:36.287 15.0   21.2	0:35.467 14.9   20.4	0:36.313 15.5   20.7	0:35.732 15.0   20.7	<u>0:37.693</u> 15.0   22.6	5
3	57	Toomas HEIKKINEN EKS Audi S1	FIN	<b>3:45.380</b> 6 / 1	0:03.717	0:05.236	0:38.904 17.2   21.6	0:36.120 15.0   21.1	0:35.911 14.9   20.9	0:36.134 15.4   20.7	0:35.328 14.6   20.6	<u>0:37.747</u> 14.9   22.7	4
4	11	Petter SOLBERG PSRX Volkswagen Sweden Volkswagen Polo GTI	NOR	<b>3:48.531</b> 6 / 1	0:06.868	0:04.969	0:36.972 15.8   21.1	<u>0:39.987</u> 16.2   23.7	0:36.261 15.5   20.6	0:37.645 15.4   22.1	0:37.181 15.2   21.8	0:35.516 14.6   20.8	3
5	68	Niclas GRÖNHOLM GRX Ford Fiesta	FIN	<b>3:49.752</b> 6 / 1	0:08.089	0:05.536	<u>0:40.139</u> 16.1   23.9	0:36.198 15.3   20.8	0:35.903 15.0   20.8	0:36.983 15.2   21.7	0:38.626 15.4   23.1	0:36.367 15.4   20.9	2
6	71	Kevin HANSEN Team Peugeot-Hansen Peugeot 208	SWE	<b>4:29.902</b> 6 / 1	0:48.239	0:05.244	0:37.103 15.8   21.2	0:36.290 15.1   21.1	0:38.367 16.2   22.1	0:37.174 15.7   21.4	0:38.834 15.7   23.0	<u>1:16.890</u> 39.4   37.4	1

These results are provisional until the conclusion of any judicial and technical inquiries.

Estering (952m)

Published at...	Clerk of the Course Karsten NEY	Timekeeper Attila BOROS	
-----------------	------------------------------------	----------------------------	--

Printed: 10/1/2017 3:53:31 PM

Page 1 of 1

**Supercar**

SC - 19


**Official results**

Pos.	No.	Driver Competitor/Entrant	Nat.	Car	Q1	Q2	Q3	Q4	Q Sum	Int. Pt.	SF1	SF2	Final	Ch. Pt.
1	1	Mattias EKSTRÖM EKS	SWE	Audi S1	50 (1.) 2:35.709	45 (2.) 2:34.256	45 (2.) 2:47.327	36 (8.) 2:39.778	176	15		6 (1.) 3:42.822	8 (1.) 3:41.663	29
2	21	Timmy HANSEN * Team Peugeot-Hansen	SWE	Peugeot 208	37 (7.) 2:38.119	50 (1.) 2:32.808	39 (5.) 2:48.946	35 (9.) 2:40.032	161	14	4 (3.) 3:48.692		5 (2.) 3:44.292	23
3	57	Toomas HEIKKINEN EKS	FIN	Audi S1	40 (4.) 2:37.343	34 (10.) 2:36.254	35 (9.) 2:50.902	34 (10.) 2:40.124	143	10	5 (2.) 3:47.432		4 (3.) 3:45.380	19
4	11	Petter SOLBERG * PSRX Volkswagen Sweden	NOR	Volkswagen Polo GTI	39 (5.) 2:37.620	42 (3.) 2:34.755	50 (1.) 2:45.312	50 (1.) 2:36.644	181	16	6 (1.) 3:45.054		3 (4.) 3:48.531	25
5	68	Niclas GRÖNHOLM GRX	FIN	Ford Fiesta	25 (19.) 2:43.865	23 (21.) 2:50.859	36 (8.) 2:50.851	45 (2.) 2:37.430	129	5		4 (3.) 3:48.118	2 (5.) 3:49.752	11
6	71	Kevin HANSEN * Team Peugeot-Hansen	SWE	Peugeot 208	38 (6.) 2:37.966	38 (6.) 2:35.279	37 (7.) 2:50.185	31 (13.) 2:41.620	144	11		5 (2.) 3:45.028	1 (6.) 4:29.902	17
7	3	Johan KRISTOFFERSSON PSRX Volkswagen Sweden	SWE	Volkswagen Polo GTI	36 (8.) 2:38.296	40 (4.) 2:34.860	40 (4.) 2:48.676	42 (3.) 2:37.462	158	13		2 (5.) 3:51.573		15
8	13	Andreas BAKKERUD Hoonigan Racing Division	NOR	Ford Focus RS	45 (2.) 2:36.696	32 (12.) 2:36.929	42 (3.) 2:48.155	39 (5.) 2:38.687	158	12	2 (5.) 3:49.891			14
9	6	Janis BAUMANIS Team Stard	LVA	Ford Fiesta	27 (17.) 2:42.337	39 (5.) 2:35.261	34 (10.) 2:50.915	38 (6.) 2:39.059	138	8	3 (4.) 3:48.941			11
10	96	Kevin ERIKSSON MJP Racing Team Austria	SWE	Ford Fiesta	34 (10.) 2:38.838	35 (9.) 2:35.838	32 (12.) 2:51.562	40 (4.) 2:38.210	141	9		1 (6.) 4:02.874		10
11	9	Sébastien LOEB Team Peugeot-Hansen	FRA	Peugeot 208	26 (18.) 2:42.604	37 (7.) 2:35.434	38 (6.) 2:49.094	37 (7.) 2:39.128	138	7		3 (4.) 3:48.377		10
12	15	Reinis NITISS EKS	LVA	Audi S1	35 (9.) 2:38.727	33 (11.) 2:36.415	33 (11.) 2:51.461	33 (11.) 2:40.489	134	6	1 (6.) 3:54.904			7
13	93	Sebastian ERIKSSON Olsbergs MSE	SWE	Ford Fiesta	42 (3.) 2:37.258	31 (13.) 2:37.489	26 (18.) 2:58.098	30 (14.) 2:42.170	129	4				4
14	43	Ken BLOCK Hoonigan Racing Division	USA	Ford Focus RS	31 (13.) 2:40.522	36 (8.) 2:35.643	31 (13.) 2:52.720	29 (15.) 2:42.277	127	3				3
15	44	Timo SCHEIDER MJP Racing Team Austria	DEU	Ford Fiesta	30 (14.) 2:41.551	27 (17.) 2:38.090	29 (15.) 2:54.992	32 (12.) 2:41.380	118	2				2
16	94	Dieter DEPPING PSRX Volkswagen Sweden	DEU	Volkswagen Polo GTI	29 (15.) 2:41.831	28 (16.) 2:38.023	30 (14.) 2:54.758	26 (18.) 2:44.460	113	1				1
17	7	Timur TIMERZYANOV Team Stard	RUS	Ford Fiesta	33 (11.) 2:39.430	29 (15.) 2:37.673	28 (16.) 2:56.435	21 (22.) DNF	111	0				0
18	17	Davy JEANNEY DA Racing	FRA	Peugeot 208	32 (12.) 2:40.264	22 (22.) 2:58.325	27 (17.) 2:57.311	28 (16.) 2:43.486	109	0				0
19	77	René MUENNICH ALL-INKL.COM Muennich Motorsport	DEU	Seat Ibiza	24 (20.) 2:44.999	30 (14.) 2:37.510	25 (19.) 2:59.144	27 (17.) 2:43.805	106	0				0
20	10	"CSUCSU" Speedy Motorsport	HUN	Kia Rio	28 (16.) 2:42.222	26 (18.) 2:40.886	21 (21.) DNF	25 (19.) 2:46.692	100	0				0
21	80	Andreas STEFFEN Andreas Steffen	GER	Ford Fiesta	22 (22.) 2:46.016	24 (20.) 2:44.300	24 (20.) 2:59.909	24 (20.) 2:48.465	94	0				0
22	69	Martin KACZMARSKI Martin Kaczmarcki	POL	Ford Fiesta	23 (21.) 2:45.629	25 (19.) 2:43.038	0 (22.) DNS	23 (21.) 2:52.064	71	0				0

**#68 -15 Championship points - Stewards dec. No.1, Reprimand: #9, #44**

\* Subject to results of anti-doping control

Estering (952m)

Published at...	Steward Mr. Ludek KOPECKY	Steward Mr. Trond BAKKOM	Steward Mr. Franz-Josef MOORMANN	
-----------------	------------------------------	-----------------------------	-------------------------------------	---

Supercar

SC - 19T

Official Results Team

Team	Nat.	No.	Driver	Nat.	Car	Pt.	Pen.	Pt.
1 EKS	SWE	1	Mattias EKSTRÖM	SWE	Audi S1	29		48
		57	Toomas HEIKKINEN	FIN	Audi S1	19		
2 Team Peugeot-Hansen*	SWE	21	Timmy HANSEN	SWE	Peugeot 208	23		33
		9	Sébastien LOEB	FRA	Peugeot 208	10		
3 Hoonigan Racing Division	USA	43	Ken BLOCK	USA	Ford Focus RS	3		17
		13	Andreas BAKKERUD	NOR	Ford Focus RS	14		
4 PSRX Volkswagen Sweden	SWE	94	Dieter DEPPING	DEU	Volkswagen Polo GTI	1		16
		3	Johan KRISTOFFERSSON	SWE	Volkswagen Polo GTI	15		
5 MJP Racing Team Austria	AUT	96	Kevin ERIKSSON	SWE	Ford Fiesta	10		12
		44	Timo SCHEIDER	DEU	Ford Fiesta	2		
6 Team Stard	AUT	7	Timur TIMERZYANOV	RUS	Ford Fiesta	0		11
		6	Janis BAUMANIS	LVA	Ford Fiesta	11		

Reprimand: #9, #44

\* Subject to results of anti-doping control

These results are provisional until the conclusion of any judicial and technical inquiries.

Estering (952m)

Published at...	Steward Mr. Ludek KOPECKY	Steward Mr. Trond BAKKOM	Steward Mr. Franz-Josef MOORMANN	
-----------------	------------------------------	-----------------------------	-------------------------------------	--

Printed: 10/1/2017 5:01:21 PM

Page 1 of 1

Supercar

Provisional Championship standing WorldRX

Pos.	No.	Driver	Nat.	Car	ESP	PRT	HOC	BEL	GBR	NOR	SWE	CAN	FRA	LVA	DEU	ZAF	Rep.	Pen.	Ch. Pt
1	3	Johan KRISTOFFERSSON	SWE	Volkswagen Polo GTI	21 6	23 3	25 2	29 1	26 2	27 1	30 1	30 1	30 1	30 1	15 7		0		286
2	11	Petter SOLBERG	NOR	Volkswagen Polo GTI	19 4	23 6	20 4	25 3	30 1	17 7	16 7	26 2	19 5	14 7	25 4		0		234
3	1	Mattias EKSTRÖM	SWE	Audi S1	29 1	29 1	27 1	16 4	19 5	23 4		15 7	22 3	24 2	29 1		0		233
4	9	Sébastien LOEB	FRA	Peugeot 208	3 14	23 2	22 5	14 7	19 4	21 3	23 3	19 3	25 2	25 3	10 11		0		204
5	13	Andreas BAKKERUD	NOR	Ford Focus RS	22 3	8 10	3 14	19 6	21 3	27 2	24 2	4 13	18 4	19 4	14 8		2		179
6	21	Timmy HANSEN	SWE	Peugeot 208	17 5	16 4	24 3	25 2	19 6	11 5	19 4	14 6	20 6	12 9	23 2		0	-25	175
7	57	Toomas HEIKKINEN	FIN	Audi S1	11 8	8 12	10 6	11 9	6 12	9 11	3 14	20 5	8 11	13 8	19 3		1		118
8	71	Kevin HANSEN	SWE	Peugeot 208	8 11	13 8	12 8	0 21	4 13	11 9	4 13	9 10	11 8	12 10	17 6		1		101
9	43	Ken BLOCK	USA	Ford Focus RS	11 9	8 11	8 11	12 8	13 7	14 8	11 9	12 9	11 7	3 14	3 14		3	-5	101
10	96	Kevin ERIKSSON	SWE	Ford Fiesta	4 13	3 14	11 10	14 5	10 9	4 13	18 5	19 4	1 16	0 18	10 10		0		94
11	44	Timo SCHEIDER	DEU	Ford Fiesta	26 2	2 15	13 7	9 11		8 12	9 10	7 12	11 9	2 15	2 15		1		89
12	6	Janis BAUMANIS	LVA	Ford Fiesta	2 15	13 7	2 15	1 16	9 10	3 14	14 6	12 8	10 10	11 5	11 9		0		88
13	7	Timur TIMERZYANOV	RUS	Ford Fiesta	0 20	9 9	12 9	10 10	8 11	13 6	8 11	8 11	2 15	4 13	0 17		0		74
14	15	Reinis NITISS	LVA	Audi S1	8 10	18 5	7 12	4 13	1 16	10 10	0 18	1 16	6 12	9 11	7 12		0		71
15	100	Guy WILKS	GBR	Volkswagen Polo	12 7	1 16	0 19	3 14	3 14	0 17	0 20	2 15					1		21
16	87	Jean-Baptiste DUBOURG	FRA	Peugeot 208	7 12	0 17	0 17	0 17	0 18	2 15	1 16	0 17	4 13				0		14
17	51	Nico MÜLLER	CHE	Audi S1									0 17	13 6			1		13
18	68	Niclas GRÖNHOLM	FIN	Ford Fiesta	0 17	4 13	1 16	7 12	2 15	1 16	11 8	3 14	3 14	9 12	11 5		1	-40	12
19	93	Sebastian ERIKSSON	SWE	Ford Fiesta							8 12				4 13		0		12
20	177	Andrew JORDAN	GBR	Ford Fiesta					11 8								0		11
21	4	Robin LARSSON	SWE	Audi A1			4 13										0		4
22	67	François DUVAL	BEL	Peugeot 208				2 15						0 20			0		2
23	45	Per-Gunnar ANDERSSON	SWE	Audi S1							2 15						0		2
24	84	Hervé "Knapick" LEMONNIER	FRA	Citröen DS3	0 18					0 21	0 21		0 20	1 16			0		1
25	94	Dieter DEPPING	DEU	Volkswagen Polo GTI											1 16		0		1
26	77	René MUENNICH	DEU	Seat Ibiza		0 18	0 20		0 17			0 18			0 19		0		0

Supercar

Provisional Championship standing WorldRX

Pos.	No.	Driver	Nat.	Car	ESP	PRT	HOC	BEL	GBR	NOR	SWE	CAN	FRA	LVA	DEU	ZAF	Rep.	Pen.	Ch. Pt	
27	98	Oliver ERIKSSON	SWE	Ford Fiesta							0 17							0	0	
28	69	Martin KACZMARSKI	POL	Ford Fiesta	0 19	0 18	0 19	0 22							0 22			0	0	
29	49	"M.D.K."	BEL	Ford Fiesta			0 18	0 24										1	0	
30	17	Davy JEANNEY	FRA	Peugeot 208											0 18			0	0	
31	40	Gaetan SÉRAZIN	FRA	Peugeot 208									0 18					0	0	
32	36	Guerlain CHICHERIT	FRA	Renault Clio	0 21		0 21	0 20	0 19				0 19					0	0	
33	78	Laurent BOULIOU	FRA	Peugeot 208					0 20				0 21					0	0	
34	2	Oliver O'DONOVAN	IRL	Ford Fiesta					0 20									0	0	
35	80	Andreas STEFFEN	GER	Ford Fiesta											0 21			0	0	
36	41	Joaquim SANTOS	PRT	Ford Focus		0 22												0	0	
37	42	Oliver BENNETT	GBR	Ford Fiesta					0 23									0	0	
38	102	Tamás KÁRAI	HUN	Audi A1				0 23										0	0	
39	58	Alister McRAE	GBR	Volkswagen Polo									0 24					0	0	
40	10	"CSUCSU"	HUN	Kia Rio	1 16	0 20	0 22	0 24	0 21	0 22	0 22	0 19	0 22	0 17	0 20			1	-10	-9
41	60	Joni-Pekka RAJALA	FIN	Mitsubishi Mirage						0 18	0 19				0 19			0	-10	-10
42	66	Grégoire DEMOUSTIER	BEL	Peugeot 208	0 19	0 21		0 22	0 19			0 20	0 23					0	-10	-10
43	29	Emmanuel ANNE	FRA	Peugeot 208									0 25					0	-10	-10

Supercar

Provisional Championship standing WorldRX Team

Pos.	Team	Nat.	ESP	PRT	HOC	BEL	GBR	NOR	SWE	CAN	FRA	LVA	DEU	ZAF	Penalty	Ch. Pt
1	PSRX Volkswagen Sweden	SWE	40	46	45	54	56	44	46	56	49	44	16			496
2	Team Peugeot-Hansen	SWE	20	39	46	39	38	32	42	33	45	37	33		-25	379
3	EKS	SWE	40	37	37	27	25	32	3	35	30	37	48			351
4	Hoonigan Racing Division	USA	33	16	11	31	34	41	35	16	29	22	17		-5	280
5	MJP Racing Team Austria	AUT	30	5	24	23	21	12	27	26	12	2	12			194
6	Team Stard	AUT	2	22	14	11	17	16	22	20	12	15	11			162

S1600

SS - 01

List of starters

No.	Driver	Nat.	Competitor/Entrant	Car	Licence	Competitor Lic.
1	2	DNK	Ulrik Linnemann	Peugeot 208	07592	07592
2	3	CZE	Diana Czech National Team	Škoda Fabia	354	297
3	5	CZE	LS Racing Czech National Team	Ford Fiesta	409	349
4	6	LTU	Taurages Automobiliu Klubas VŠJ	Škoda Fabia	2017-C/148	2017/36
5	9	CZE	Zdenek Kucera	Škoda Fabia	413	413
6	10	EST	Ligur Racing	Škoda Fabia	141	023
7	11	FIN	Set Promotion	Renault Twingo	24711773	50030444
8	12	DNK	Ulrik Linnemann	Peugeot 208	37423	07592
9	15	HUN	Volland Racing Kft.	Škoda Fabia	5043	811
10	16	CZE	Josef Šusta	Škoda Fabia	507	507
11	17	LVA	Volland Racing Kft.	Škoda Fabia	1705670002	811
12	20	EST	RS Racing Team	Renault Twingo	190	036
13	23	HUN	Volland Racing Kft.	Škoda Fabia	4565	811
14	30	CZE	Jihocesky Autoclub V ACR	Peugeot 207	401	821
15	33	LVA	TT Motorsport	Renault Twingo	1705580002	1705310010
16	34	LVA	TT Motorsport	Renault Twingo	1705580003	1705310010
17	50	NLD	Marcel Snoeijers	Renault Mégane	3148	3148
18	51	NOR	Marius Bermingrud	Citroën C2	IRC36567	AN36567
19	52	HUN	TQS Hungary Kft.	Suzuki Swift	4452	509
20	66	CZE	Veverka Czech National Team	Peugeot 208	259	234
21	72	DEU	Sven Seeliger	Ford Fiesta	IC1060702	IC1060702
22	80	NOR	Lars Christian Lote Rosland	Opel Corsa	IRC45480	AN45489
23	89	RUS	Set Promotion	Renault Twingo	#17098	50030444

23 drivers

These results are provisional until the conclusion of any judicial and technical inquiries.

Estering (952m)

Published at...	Clerk of the Course Karsten NEY	Timekeeper Attila BOROS	
-----------------	------------------------------------	----------------------------	--

Printed: 9/29/2017 5:06:48 PM

Page 1 of 1

S1600

SS - 03

Free Practice 1

Ranking

Pos.	No.	Driver	Competitor/Entrant	Nat.	Car	Best lap	Diff	Laps
1	23	Krisztián SZABÓ	Volland Racing Kft.	HUN	Škoda Fabia	<b>0:42.128</b>		14
2	17	Artis BAUMANIS	Volland Racing Kft.	LVA	Škoda Fabia	<b>0:42.315</b>	0:00.187	14
3	2	Ulrik LINNEMANN	Ulrik Linnemann	DNK	Peugeot 208	<b>0:42.347</b>	0:00.219	9
4	11	Jussi-Petteri LEPPihalme	Set Promotion	FIN	Renault Twingo	<b>0:42.610</b>	0:00.482	14
5	15	Gergely MARTON	Volland Racing Kft.	HUN	Škoda Fabia	<b>0:42.766</b>	0:00.638	14
6	10	Janno LIGUR	Ligur Racing	EST	Škoda Fabia	<b>0:42.835</b>	0:00.707	9
7	89	Timur SHIGABOUTDINOV	Set Promotion	RUS	Renault Twingo	<b>0:42.869</b>	0:00.741	14
8	20	Siim SALURI	RS Racing Team	EST	Renault Twingo	<b>0:42.948</b>	0:00.820	14
9	16	Josef ŠUSTA	Josef Šusta	CZE	Škoda Fabia	<b>0:42.950</b>	0:00.822	9
10	6	Kasparas NAVICKAS	Taurages Automobiliu Klubas VŠJ	LTU	Škoda Fabia	<b>0:43.427</b>	0:01.299	9
11	9	Zdenek KUCERA	Zdenek Kucera	CZE	Škoda Fabia	<b>0:43.742</b>	0:01.614	14
12	3	Pavel VIMMER	Diana Czech National Team	CZE	Škoda Fabia	<b>0:43.828</b>	0:01.700	14
13	5	Ondrej SMETANA	LS Racing Czech National Team	CZE	Ford Fiesta	<b>0:43.983</b>	0:01.855	9
14	72	Sven SEELIGER	Sven Seeliger	DEU	Ford Fiesta	<b>0:43.986</b>	0:01.858	9
15	33	Arnis ODINS	TT Motorsport	LVA	Renault Twingo	<b>0:44.006</b>	0:01.878	14
16	34	Juris SPIKIS	TT Motorsport	LVA	Renault Twingo	<b>0:44.081</b>	0:01.953	14
17	50	Marcel SNOEIJERS	Marcel Snoeijers	NLD	Renault Mégane	<b>0:44.228</b>	0:02.100	4
18	52	Marcell KOVACS	TQS Hungary Kft.	HUN	Suzuki Swift	<b>0:44.511</b>	0:02.383	14
19	30	Marcel SUCHÝ	Jihocesky Autoclub V ACR	CZE	Peugeot 207	<b>0:44.597</b>	0:02.469	9
20	80	Lars-Christian ROSLAND	Lars Christian Lote Rosland	NOR	Opel Corsa	<b>0:45.082</b>	0:02.954	9
21	12	Daniel NIELSEN	Ulrik Linnemann	DNK	Peugeot 208	<b>0:45.171</b>	0:03.043	8
22	51	Marius BERMINGRUD	Marius Bermingrud	NOR	Citroën C2	<b>0:45.592</b>	0:03.464	4
23	66	Václav VEVERKA	Veverka Czech National Team	CZE	Peugeot 208	<b>0:45.626</b>	0:03.498	12

Total:23 Drivers included DNS: 0 ,DNF: 0 , EXC: 0

These results are provisional until the conclusion of any judicial and technical inquiries.

Estering (952m)

Published at...	Clerk of the Course Karsten NEY	Timekeeper Attila BOROS	
-----------------	------------------------------------	----------------------------	--

Printed: 9/30/2017 10:10:55 AM

Page 1 of 8



S1600

SS - 03

Free Practice 1

Lap Times

1. 23 Krisztián SZABÓ HUN Škoda Fabia				
Lap	Laptime	Sector 1	Sector 2	Time of day
1.	00:42.634	18.6	23.9	09:12:41.675
2.	00:42.128	18.8	23.3	09:13:23.803
3.	00:42.415	18.8	23.5	09:14:06.218
4.	00:45.668	18.4	27.1	09:14:51.886
5.	23:20.315	00.0	00.0	09:38:12.201
6.	00:42.794	18.4	24.3	09:38:54.995
7.	00:43.041	19.0	24.0	09:39:38.036
8.	00:42.789	18.7	24.0	09:40:20.825
9.	00:45.487	18.6	26.8	09:41:06.312
10.	16:35.963	00.0	00.0	09:57:42.275
11.	00:43.783	18.9	24.8	09:58:26.058
12.	00:43.971	18.9	25.0	09:59:10.029
13.	00:43.914	19.0	24.8	09:59:53.943
14.	00:47.715	19.2	28.4	10:00:41.658

2. 17 Artis BAUMANIS LVA Škoda Fabia				
Lap	Laptime	Sector 1	Sector 2	Time of day
1.	00:46.184	18.7	27.4	09:12:39.454
2.	00:43.377	19.5	23.8	09:13:22.831
3.	00:42.315	18.5	23.7	09:14:05.146
4.	00:42.397	18.5	23.8	09:14:47.543
5.	13:19.918	00.0	00.0	09:28:07.461
6.	00:46.808	19.3	27.4	09:28:54.269
7.	00:43.349	19.3	24.0	09:29:37.618
8.	00:46.223	18.9	27.2	09:30:23.841
9.	00:43.645	19.8	23.7	09:31:07.486
10.	26:10.789	00.0	00.0	09:57:18.275
11.	00:46.604	18.7	27.8	09:58:04.879
12.	00:44.828	20.1	24.7	09:58:49.707
13.	00:44.006	19.2	24.7	09:59:33.713
14.	00:44.128	19.4	24.6	10:00:17.841

3. 2 Ulrik LINNEMANN DNK Peugeot 208				
Lap	Laptime	Sector 1	Sector 2	Time of day
1.	00:42.892	18.6	24.2	09:17:49.772
2.	00:42.347	18.6	23.6	09:18:32.119
3.	00:42.481	18.6	23.8	09:19:14.600
4.	00:42.633	18.8	23.8	09:19:57.233
5.	18:34.354	00.0	00.0	09:38:31.587
6.	00:44.895	18.6	26.2	09:39:16.482
7.	00:43.596	19.4	24.1	09:40:00.078
8.	00:46.093	18.6	27.4	09:40:46.171
9.	00:46.470	19.7	26.7	09:41:32.641

4. 11 Jussi-Petteri LEPPihalme FIN Renault Twingo				
Lap	Laptime	Sector 1	Sector 2	Time of day
1.	00:42.739	18.3	24.3	09:12:24.167

These results are provisional until the conclusion of any judicial and technical inquiries.

Estering (952m)

Published at...	Clerk of the Course Karsten NEY	Timekeeper Attila BOROS	
-----------------	------------------------------------	----------------------------	--

Printed: 9/30/2017 10:10:55 AM

Page 2 of 8

S1600

SS - 03

Free Practice 1

2.	00:42.610	18.2	24.3	09:13:06.777
3.	00:42.902	18.6	24.2	09:13:49.679
4.	00:45.287	18.5	26.7	09:14:34.966
5.	13:38.626	00.0	00.0	09:28:13.592
6.	00:45.201	18.4	26.7	09:28:58.793
7.	00:43.786	19.4	24.3	09:29:42.579
8.	00:43.499	19.0	24.4	09:30:26.078
9.	00:42.897	18.6	24.2	09:31:08.975
10.	26:27.980	00.0	00.0	09:57:36.955
11.	00:44.577	18.5	25.9	09:58:21.532
12.	00:44.291	19.1	25.1	09:59:05.823
13.	00:46.175	19.0	27.0	09:59:51.998
14.	00:45.008	19.8	25.1	10:00:37.006

**5. 15 Gergely MARTON HUN Škoda Fabia**

Lap	Laptime	Sector 1	Sector 2	Time of day
1.	00:43.841	19.2	24.6	09:12:58.698
2.	00:42.901	19.0	23.8	09:13:41.599
3.	00:42.766	18.8	23.9	09:14:24.365
4.	00:45.906	18.9	26.9	09:15:10.271
5.	13:18.391	00.0	00.0	09:28:28.662
6.	00:43.816	19.6	24.2	09:29:12.478
7.	00:43.242	19.1	24.1	09:29:55.720
8.	00:43.192	19.3	23.8	09:30:38.912
9.	00:43.093	19.1	23.8	09:31:22.005
10.	26:11.139	00.0	00.0	09:57:33.144
11.	00:43.985	19.2	24.7	09:58:17.129
12.	00:44.567	19.4	25.1	09:59:01.696
13.	00:47.168	19.4	27.7	09:59:48.864
14.	00:45.650	20.4	25.1	10:00:34.514

**6. 10 Janno LIGUR EST Škoda Fabia**

Lap	Laptime	Sector 1	Sector 2	Time of day
1.	00:49.255	19.1	30.1	09:18:16.585
2.	00:43.652	19.4	24.1	09:19:00.237
3.	00:42.835	18.5	24.2	09:19:43.072
4.	00:43.087	18.8	24.2	09:20:26.159
5.	22:59.094	00.0	00.0	09:43:25.253
6.	00:43.220	18.6	24.5	09:44:08.473
7.	00:46.256	18.9	27.2	09:44:54.729
8.	00:44.200	19.4	24.7	09:45:38.929
9.	00:43.894	18.8	25.0	09:46:22.823

**7. 89 Timur SHIGABOUTDINOV RUS Renault Twingo**

Lap	Laptime	Sector 1	Sector 2	Time of day
1.	00:44.211	19.3	24.8	09:12:47.986
2.	00:42.869	18.5	24.2	09:13:30.855
3.	00:43.155	18.8	24.2	09:14:14.010
4.	00:47.807	19.0	28.7	09:15:01.817
5.	23:14.652	00.0	00.0	09:38:16.469
6.	00:46.764	19.4	27.3	09:39:03.233

These results are provisional until the conclusion of any judicial and technical inquiries.

Estering (952m)

Published at...	Clerk of the Course Karsten NEY	Timekeeper Attila BOROS	
-----------------	------------------------------------	----------------------------	--

S1600

SS - 03

Free Practice 1

7.	00:44.549	20.1	24.3	09:39:47.782
8.	00:43.301	19.0	24.2	09:40:31.083
9.	00:44.424	19.0	25.3	09:41:15.507
10.	21:09.091	00.0	00.0	10:02:24.598
11.	00:47.578	19.5	27.9	10:03:12.176
12.	00:45.636	20.3	25.2	10:03:57.812
13.	00:44.956	19.2	25.6	10:04:42.768
14.	00:44.668	19.3	25.2	10:05:27.436

<b>8. 20 Siim SALURI EST Renault Twingo</b>				
Lap	Laptime	Sector 1	Sector 2	Time of day

1.	00:47.142	18.7	28.3	09:24:05.870
2.	00:43.867	19.4	24.3	09:24:49.737
3.	00:47.465	18.9	28.4	09:25:37.202
4.	00:44.083	19.3	24.7	09:26:21.285
5.	17:18.816	00.0	00.0	09:43:40.101
6.	00:42.948	18.6	24.2	09:44:23.049
7.	00:43.710	18.9	24.7	09:45:06.759
8.	00:43.500	18.8	24.6	09:45:50.259
9.	00:43.414	19.0	24.3	09:46:33.673
10.	15:45.437	00.0	00.0	10:02:19.110
11.	00:44.215	18.9	25.2	10:03:03.325
12.	00:44.511	19.0	25.4	10:03:47.836
13.	00:44.858	19.3	25.5	10:04:32.694
14.	00:47.260	19.1	28.1	10:05:19.954

<b>9. 16 Josef ŠUSTA CZE Škoda Fabia</b>				
Lap	Laptime	Sector 1	Sector 2	Time of day

1.	00:43.718	19.2	24.4	09:23:35.569
2.	00:43.012	18.6	24.3	09:24:18.581
3.	00:42.950	18.9	23.9	09:25:01.531
4.	00:46.600	18.7	27.8	09:25:48.131
5.	12:36.796	00.0	00.0	09:38:24.927
6.	00:43.188	18.9	24.2	09:39:08.115
7.	00:45.077	19.2	25.8	09:39:53.192
8.	00:43.194	19.0	24.1	09:40:36.386
9.	00:45.741	18.9	26.7	09:41:22.127

<b>10. 6 Kasparas NAVICKAS LTU Škoda Fabia</b>				
Lap	Laptime	Sector 1	Sector 2	Time of day

1.	00:45.698	19.7	25.9	09:23:42.537
2.	00:43.798	19.1	24.6	09:24:26.335
3.	00:43.427	18.8	24.5	09:25:09.762
4.	00:48.476	18.8	29.5	09:25:58.238
5.	17:32.456	00.0	00.0	09:43:30.694
6.	00:44.123	19.2	24.8	09:44:14.817
7.	00:47.691	18.9	28.7	09:45:02.508
8.	00:44.400	19.6	24.7	09:45:46.908
9.	00:44.110	19.2	24.8	09:46:31.018

<b>11. 9 Zdenek KUCERA CZE Škoda Fabia</b>				
Lap	Laptime	Sector 1	Sector 2	Time of day

These results are provisional until the conclusion of any judicial and technical inquiries.

Estering (952m)

Published at...	Clerk of the Course Karsten NEY	Timekeeper Attila BOROS	
-----------------	------------------------------------	----------------------------	--

S1600

SS - 03

Free Practice 1

1.	00:45.897	20.2	25.6	09:12:32.931
2.	00:43.742	19.0	24.6	09:13:16.673
3.	00:44.507	19.5	24.9	09:14:01.180
4.	00:44.164	19.5	24.5	09:14:45.344
5.	13:31.705	00.0	00.0	09:28:17.049
6.	00:44.470	18.9	25.4	09:29:01.519
7.	00:44.398	19.1	25.2	09:29:45.917
8.	00:44.564	19.2	25.2	09:30:30.481
9.	00:44.289	19.2	24.9	09:31:14.770
10.	12:20.939	00.0	00.0	09:43:35.709
11.	00:49.068	19.2	29.7	09:44:24.777
12.	00:45.841	20.0	25.7	09:45:10.618
13.	00:45.257	19.3	25.9	09:45:55.875
14.	00:47.654	19.9	27.7	09:46:43.529

Lap	Laptime	Sector 1	Sector 2	Time of day
-----	---------	----------	----------	-------------

<b>12. 3 Pavel VIMMER CZE Škoda Fabia</b>				
Lap	Laptime	Sector 1	Sector 2	Time of day
1.	00:44.860	19.5	25.2	09:18:01.438
2.	00:44.166	19.4	24.7	09:18:45.604
3.	00:44.346	19.6	24.6	09:19:29.950
4.	00:44.132	19.4	24.6	09:20:14.082
5.	18:28.290	00.0	00.0	09:38:42.372
6.	00:44.214	19.2	24.9	09:39:26.586
7.	00:43.828	19.1	24.6	09:40:10.414
8.	00:49.032	19.7	29.3	09:40:59.446
9.	00:44.474	19.7	24.7	09:41:43.920
10.	02:31.741	00.0	00.0	10:02:15.661
11.	00:45.107	19.6	25.4	10:03:00.768
12.	00:44.801	19.2	25.5	10:03:45.569
13.	00:44.984	19.5	25.4	10:04:30.553
14.	00:47.788	19.4	28.3	10:05:18.341

Lap	Laptime	Sector 1	Sector 2	Time of day
-----	---------	----------	----------	-------------

<b>13. 5 Ondrej SMETANA CZE Ford Fiesta</b>				
Lap	Laptime	Sector 1	Sector 2	Time of day
1.	00:45.572	20.0	25.5	09:23:46.479
2.	00:45.013	19.6	25.3	09:24:31.492
3.	00:47.719	19.3	28.4	09:25:19.211
4.	00:43.983	19.5	24.3	09:26:03.194
5.	31:07.532	00.0	00.0	09:57:10.726
6.	00:45.295	19.7	25.5	09:57:56.021
7.	00:47.524	19.5	28.0	09:58:43.545
8.	00:45.367	20.0	25.3	09:59:28.912
9.	00:44.711	19.5	25.1	10:00:13.623

Lap	Laptime	Sector 1	Sector 2	Time of day
-----	---------	----------	----------	-------------

<b>14. 72 Sven SEELIGER DEU Ford Fiesta</b>				
Lap	Laptime	Sector 1	Sector 2	Time of day
1.	00:45.528	19.9	25.5	09:23:51.368
2.	00:43.986	19.2	24.7	09:24:35.354
3.	00:46.550	18.6	27.8	09:25:21.904
4.	00:44.443	19.9	24.5	09:26:06.347
5.	31:17.268	00.0	00.0	09:57:23.615

These results are provisional until the conclusion of any judicial and technical inquiries.

Estering (952m)

Published at...	Clerk of the Course Karsten NEY	Timekeeper Attila BOROS	
-----------------	------------------------------------	----------------------------	--

S1600

SS - 03

Free Practice 1

6.	00:45.747	19.4	26.2	09:58:09.362
7.	00:45.336	20.0	25.3	09:58:54.698
8.	00:44.600	19.2	25.3	09:59:39.298
9.	00:48.310	19.4	28.8	10:00:27.608

15. 33 Arnis ODINS LVA Renault Twingo				
Lap	Laptime	Sector 1	Sector 2	Time of day
1.	00:49.344	20.1	29.2	09:12:58.123
2.	00:44.533	20.0	24.5	09:13:42.656
3.	00:44.307	19.4	24.8	09:14:26.963
4.	00:44.263	19.2	25.0	09:15:11.226
5.	13:21.322	00.0	00.0	09:28:32.548
6.	00:44.093	19.2	24.8	09:29:16.641
7.	00:44.006	19.3	24.6	09:30:00.647
8.	00:44.017	19.1	24.8	09:30:44.664
9.	00:47.952	19.3	28.6	09:31:32.616
10.	03:56.743	00.0	00.0	10:02:29.359
11.	00:45.058	19.5	25.5	10:03:14.417
12.	00:45.054	19.3	25.6	10:03:59.471
13.	00:44.643	19.2	25.3	10:04:44.114
14.	00:44.767	19.2	25.4	10:05:28.881

16. 34 Juris SPIKIS LVA Renault Twingo				
Lap	Laptime	Sector 1	Sector 2	Time of day
1.	00:49.354	20.2	29.0	09:17:49.366
2.	00:46.558	20.5	26.0	09:18:35.924
3.	00:44.564	19.2	25.3	09:19:20.488
4.	00:44.081	19.2	24.7	09:20:04.569
5.	18:16.004	00.0	00.0	09:38:20.573
6.	00:44.713	19.5	25.1	09:39:05.286
7.	00:44.216	19.3	24.8	09:39:49.502
8.	00:44.312	19.3	24.9	09:40:33.814
9.	00:44.193	19.5	24.6	09:41:18.007
10.	21:16.335	00.0	00.0	10:02:34.342
11.	00:45.025	19.5	25.4	10:03:19.367
12.	00:44.845	19.1	25.7	10:04:04.212
13.	00:45.475	19.5	25.9	10:04:49.687
14.	00:48.439	20.2	28.2	10:05:38.126

17. 50 Marcel SNOEIJERS NLD Renault Mégane				
Lap	Laptime	Sector 1	Sector 2	Time of day
1.	00:45.809	19.8	25.9	09:28:44.532
2.	00:48.563	19.5	28.9	09:29:33.095
3.	00:44.685	19.7	24.9	09:30:17.780
4.	00:44.228	19.3	24.8	09:31:02.008

18. 52 Marcell KOVACS HUN Suzuki Swift				
Lap	Laptime	Sector 1	Sector 2	Time of day
1.	00:47.870	21.5	26.3	09:18:11.245
2.	00:45.656	20.2	25.4	09:18:56.901
3.	00:48.095	19.5	28.5	09:19:44.996
4.	00:45.188	20.1	25.0	09:20:30.184

These results are provisional until the conclusion of any judicial and technical inquiries.

Estering (952m)

Published at...	Clerk of the Course Karsten NEY	Timekeeper Attila BOROS	
-----------------	------------------------------------	----------------------------	--

S1600

SS - 03

Free Practice 1

5.	18:06.229	00.0	00.0	09:38:36.413
6.	00:45.017	19.5	25.4	09:39:21.430
7.	00:48.171	19.3	28.8	09:40:09.601
8.	00:45.136	19.9	25.1	09:40:54.737
9.	00:44.511	19.3	25.1	09:41:39.248
10.	21:05.935	00.0	00.0	10:02:45.183
11.	00:48.294	19.4	28.8	10:03:33.477
12.	00:45.972	20.2	25.7	10:04:19.449
13.	00:45.459	19.7	25.6	10:05:04.908
14.	00:45.436	19.6	25.8	10:05:50.344

<b>19.</b>	<b>30 Marcel SUCHÝ</b>	<b>CZE</b>	<b>Peugeot 207</b>	
Lap	Laptime	Sector 1	Sector 2	Time of day
1.	00:52.277	20.5	31.7	09:24:02.186
2.	00:46.102	20.7	25.3	09:24:48.288
3.	00:44.754	19.8	24.9	09:25:33.042
4.	00:44.597	19.6	24.9	09:26:17.639
5.	17:02.061	00.0	00.0	09:43:19.700
6.	00:45.768	20.4	25.3	09:44:05.468
7.	00:45.066	19.9	25.1	09:44:50.534
8.	00:48.938	19.8	29.1	09:45:39.472
9.	00:46.962	20.7	26.2	09:46:26.434

<b>20.</b>	<b>80 Lars-Christian ROSLAND</b>	<b>NOR</b>	<b>Opel Corsa</b>	
Lap	Laptime	Sector 1	Sector 2	Time of day
1.	00:47.506	20.5	27.0	09:24:02.675
2.	00:51.595	20.3	31.1	09:24:54.270
3.	00:46.453	21.0	25.3	09:25:40.723
4.	00:45.082	19.7	25.3	09:26:25.805
5.	03:39.540	00.0	00.0	09:57:05.345
6.	00:46.837	20.3	26.5	09:57:52.182
7.	00:46.091	19.9	26.1	09:58:38.273
8.	00:46.198	20.4	25.7	09:59:24.471
9.	00:46.354	20.2	26.1	10:00:10.825

<b>21.</b>	<b>12 Daniel NIELSEN</b>	<b>DNK</b>	<b>Peugeot 208</b>	
Lap	Laptime	Sector 1	Sector 2	Time of day
1.	00:45.177	19.3	25.8	09:17:56.301
2.	01:07.033	19.0	48.0	09:19:03.334
3.	00:49.182	20.1	29.0	09:19:52.516
4.	00:48.633	19.7	28.9	09:20:41.149
5.	22:34.512	00.0	00.0	09:43:15.661
6.	00:45.171	19.4	25.7	09:44:00.832
7.	00:49.835	19.6	30.1	09:44:50.667
8.	00:46.178	20.6	25.4	09:45:36.845

<b>22.</b>	<b>51 Marius BERMINGRUD</b>	<b>NOR</b>	<b>Citroën C2</b>	
Lap	Laptime	Sector 1	Sector 2	Time of day
1.	00:46.136	20.1	26.0	09:28:41.129
2.	00:47.779	19.5	28.1	09:29:28.908
3.	00:45.731	20.3	25.4	09:30:14.639
4.	00:45.592	20.2	25.3	09:31:00.231

These results are provisional until the conclusion of any judicial and technical inquiries.

Estering (952m)

Published at...	Clerk of the Course Karsten NEY	Timekeeper Attila BOROS	
-----------------	------------------------------------	----------------------------	--

S1600

SS - 03

Free Practice 1

23. 66 Václav VEVERKA CZE Peugeot 208				
Lap	Laptime	Sector 1	Sector 2	Time of day
1.	00:49.650	21.5	28.0	09:18:20.748
2.	00:51.951	20.3	31.5	09:19:12.699
3.	23:59.109	00.0	00.0	09:43:11.808
4.	00:47.195	20.5	26.6	09:43:59.003
5.	00:45.626	19.8	25.7	09:44:44.629
6.	00:48.732	19.8	28.8	09:45:33.361
7.	00:46.191	20.6	25.5	09:46:19.552
8.	16:20.972	00.0	00.0	10:02:40.524
9.	00:46.693	20.7	25.9	10:03:27.217
10.	00:46.128	20.2	25.8	10:04:13.345
11.	00:46.557	20.1	26.3	10:04:59.902
12.	00:49.059	20.1	28.9	10:05:48.961

These results are provisional until the conclusion of any judicial and technical inquiries.

Estering (952m)

Published at...	Clerk of the Course Karsten NEY	Timekeeper Attila BOROS	
-----------------	------------------------------------	----------------------------	--

Printed: 9/30/2017 10:10:55 AM

Page 8 of 8

S1600

SS - 02

Provisional Grid Sheet for Q 1 by the draw (Right Pole)

P5	P4	P3	P2	POLE
<b>Race 1</b>				
		9	20	50
<b>Race 2</b>				
34	11	33	23	30
<b>Race 3</b>				
51	80	6	10	15
<b>Race 4</b>				
72	3	17	52	16
<b>Race 5</b>				
5	89	66	12	2

R1

50 Marcel SNOEIJERS NLD  
 20 Siim SALURI EST  
 9 Zdenek KUCERA CZE

R2

30 Marcel SUCHÝ CZE  
 23 Krisztián SZABÓ HUN  
 33 Arnis ODINS LVA  
 11 Jussi-Petteri LEPPihalme FIN  
 34 Juris SPIKIS LVA

R3

15 Gergely MARTON HUN  
 10 Janno LIGUR EST  
 6 Kasparas NAVICKAS LTU  
 80 Lars-Christian ROSLAND NOR  
 51 Marius BERMINGRUD NOR

R4

16 Josef ŠUSTA CZE  
 52 Marcell KOVACS HUN  
 17 Artis BAUMANIS LVA  
 3 Pavel VIMMER CZE  
 72 Sven SEELIGER DEU

R5

2 Ulrik LINNEMANN DNK  
 12 Daniel NIELSEN DNK  
 66 Václav VEVERKA CZE  
 89 Timur SHIGABOUTDINOV RUS  
 5 Ondrej SMETANA CZE

These results are provisional until the conclusion of any judicial and technical inquires.

Estering (952m)

Published at...	Clerk of the Course Karsten NEY	Timekeeper Attila BOROS	
-----------------	------------------------------------	----------------------------	--

Printed: 9/29/2017 3:00:14 PM

Page 1 of 1



S1600

SS - 04

Result of Q 1

Pos.	No.	Driver Competitor/Entrant	Nat./Car	Total Tm Laps/Jok/Race	Gap Penalty	Lap0	Lap1 S1   S2	Lap2 S1   S2	Lap3 S1   S2	Lap4 S1   S2	Pts.
1	2	Ulrik LINNEMANN Ulrik Linnemann	DNK Peugeot 208	2:59.459 4/1 R5	-	0:07.787	0:42.523 18.4   24.0	0:42.127 18.1   23.9	0:44.115 18.1   25.9	0:42.907 19.1   23.7	50
2	23	Krisztián SZABÓ Volland Racing Kft.	HUN Škoda Fabia	3:01.434 4/1 R2	0:01.975	0:07.879	0:43.542 19.2   24.2	0:43.147 19.0   24.1	0:42.746 18.7   23.9	0:44.120 18.4   25.6	45
3	17	Artis BAUMANIS Volland Racing Kft.	LVA Škoda Fabia	3:01.694 4/1 R4	0:02.235	0:07.835	0:43.008 18.6   24.3	0:42.766 18.7   24.0	0:42.880 18.8   23.9	0:45.205 18.5   26.6	42
4	5	Ondrej SMETANA LS Racing Czech National Team	CZE Ford Fiesta	3:01.922 4/1 R5	0:02.463	0:08.086	0:42.802 18.8   23.9	0:42.610 18.7   23.8	0:42.374 18.5   23.8	0:46.050 18.8   27.2	40
5	11	Jussi-Petteri LEPPihalme Set Promotion	FIN Renault Twingo	3:03.379 4/1 R2	0:03.920	0:07.962	0:44.418 19.5   24.8	0:43.048 19.0   23.9	0:44.451 18.6   25.8	0:43.500 19.6   23.8	39
6	6	Kasparas NAVICKAS Taurages Automobiliu Klubas VŠJ	LTU Škoda Fabia	3:03.394 4/1 R3	0:03.935	0:07.843	0:44.097 19.6   24.4	0:43.057 19.0   24.2	0:42.632 18.4   24.0	0:45.765 18.8   26.9	38
7	16	Josef ŠUSTA Josef Šusta	CZE Škoda Fabia	3:04.363 4/1 R4	0:04.904	0:08.114	0:45.221 19.9   25.2	0:45.451 19.0   26.4	0:43.175 19.3   23.8	0:42.402 18.8   23.5	37
8	66	Václav VEVERKA Veverka Czech National Team	CZE Peugeot 208	3:04.950 4/1 R5	0:05.491	0:08.584	0:44.680 19.9   24.7	0:43.053 19.0   23.9	0:42.973 18.8   24.1	0:45.660 18.9   26.7	36
9	3	Pavel VIMMER Diana Czech National Team	CZE Škoda Fabia	3:05.765 4/1 R4	0:06.306	0:07.863	0:45.011 19.9   25.0	0:43.023 18.9   24.0	0:46.150 19.0   27.0	0:43.718 19.7   23.9	35
10	20	Siim SALURI RS Racing Team	EST Renault Twingo	3:06.296 4/1 R1	0:06.837	0:08.060	0:44.545 19.7   24.7	0:44.446 19.3   25.0	0:43.711 19.0   24.6	0:45.534 18.9   26.5	34
11	10	Janno LIGUR Ligur Racing	EST Škoda Fabia	3:06.893 4/1 R3	0:07.434	0:08.009	0:47.892 20.7   27.1	0:44.347 19.5   24.8	0:43.640 19.0   24.6	0:43.005 18.9   24.0	33
12	72	Sven SEELIGER Sven Seeliger	DEU Ford Fiesta	3:07.820 4/1 R4	0:08.361	0:07.976	0:46.207 20.4   25.7	0:43.556 19.5   24.0	0:46.121 19.2   26.9	0:43.960 19.5   24.3	32
13	15	Gergely MARTON Volland Racing Kft.	HUN Škoda Fabia	3:08.739 4/1 R3	0:09.280	0:08.260	0:46.685 21.6   25.0	0:44.636 19.2   25.3	0:45.654 19.1   26.4	0:43.504 19.6   23.8	31
14	52	Marcell KOVACS TQS Hungary Kft.	HUN Suzuki Swift	3:09.292 4/1 R4	0:09.833	0:08.188	0:48.665 20.4   28.2	0:44.723 19.8   24.9	0:43.798 19.3   24.4	0:43.918 19.3   24.6	30
15	51	Marius BERMINGRUD Marius Bermingrud	NOR Citroën C2	3:10.655 4/1 R3	0:11.196	0:08.223	0:45.817 20.1   25.6	0:46.880 19.6   27.2	0:45.133 20.0   25.0	0:44.602 19.7   24.8	29
16	33	Arnis ODINS TT Motorsport	LVA Renault Twingo	3:10.918 4/1 R2	0:11.459	0:08.372	0:48.688 20.4   28.1	0:45.966 20.8   25.0	0:44.233 19.5   24.7	0:43.659 18.9   24.6	28
17	34	Juris SPIKIS TT Motorsport	LVA Renault Twingo	3:11.360 4/1 R2	0:11.901	0:08.304	0:45.591 19.9   25.6	0:45.518 19.4   26.0	0:46.512 19.5   26.9	0:45.435 20.7   24.7	27
18	50	Marcel SNOEIJERS Marcel Snoeijers	NLD Renault Mégane	3:12.024 4/1 R1	0:12.565	0:08.313	0:45.533 20.2   25.3	0:44.949 19.8   25.1	0:44.819 19.6   25.1	0:48.410 19.8   28.5	26
19	9	Zdenek KUCERA Zdenek Kucera	CZE Škoda Fabia	3:13.384 4/1 R1	0:13.925	0:08.055	0:49.945 20.7   29.1	0:46.189 20.8   25.3	0:44.908 19.5   25.3	0:44.287 19.3   24.9	25
20	30	Marcel SUCHÝ Jihocesky Autoclub V ACR	CZE Peugeot 207	3:15.347 4/1 R2	0:15.888	0:08.501	0:49.466 20.8   28.6	0:46.605 20.8   25.7	0:45.536 19.6   25.9	0:45.239 19.7   25.4	24
21	89	Timur SHIGABOUTDINOV Set Promotion	RUS Renault Twingo	3:18.551 4/1 R5	0:19.092	0:08.312	0:48.133 20.8   27.2	0:47.360 20.2   27.1	0:46.072 19.4   26.6	0:48.674 19.7   28.9	23
DNF	80	Lars-Christian ROSLAND Lars Christian Lote Rosland	NOR Opel Corsa	-	+1 LAP	0:07.881	0:45.274 20.0   25.2	0:44.668 19.7   24.9	0:45.906 19.1   26.7	-	20
DNF	12	Daniel NIELSEN Ulrik Linnemann	DNK Peugeot 208	-	+4 LAP	0:08.275	-	-	-	-	20

These results are provisional until the conclusion of any judicial and technical inquiries.

Estering (952m)

Published at...	Clerk of the Course Karsten NEY	Timekeeper Attila BOROS	
-----------------	------------------------------------	----------------------------	--

Printed: 9/30/2017 12:51:55 PM

Page 1 of 1

S1600

SS - 05

Provisional Grid Sheet for Q 2 (Right Pole)

P5	P4	P3	P2	POLE
Race 1				
		12	80	89
Race 2				
30	9	50	34	33
Race 3				
51	52	15	72	10
Race 4				
20	3	66	16	6
Race 5				
11	5	17	23	2

R1

R2

R3

R4

R5

89	Timur SHIGABOUTDINOV	RUS
80	Lars-Christian ROSLAND	NOR
12	Daniel NIELSEN	DNK
33	Arnis ODINS	LVA
34	Juris SPIKIS	LVA
50	Marcel SNOEIJERS	NLD
9	Zdenek KUCERA	CZE
30	Marcel SUCHÝ	CZE
10	Janno LIGUR	EST
72	Sven SEELIGER	DEU
15	Gergely MARTON	HUN
52	Marcell KOVACS	HUN
51	Marius BERMINGRUD	NOR
6	Kasparas NAVICKAS	LTU
16	Josef ŠUSTA	CZE
66	Václav VEVERKA	CZE
3	Pavel VIMMER	CZE
20	Siim SALURI	EST
2	Ulrik LINNEMANN	DNK
23	Krisztián SZABÓ	HUN
17	Artis BAUMANIS	LVA
5	Ondrej SMETANA	CZE
11	Jussi-Petteri LEPPihalme	FIN

These results are provisional until the conclusion of any judicial and technical inquiries.

Estering (952m)

Published at...	Clerk of the Course Karsten NEY	Timekeeper Attila BOROS	
-----------------	------------------------------------	----------------------------	--

Printed: 9/30/2017 12:53:13 PM

Page 1 of 1

S1600

SS - 06

Result of Q 2

Pos.	No.	Driver Competitor/Entrant	Nat./Car	Total Tm Laps/Jok/Race	Gap Penalty	Lap0	Lap1 S1   S2	Lap2 S1   S2	Lap3 S1   S2	Lap4 S1   S2	Pts.
1	6	Kasparas NAVICKAS Taurages Automobiliu Klubas VŠJ	LTU Škoda Fabia	2:59.430 4/1 R4	-	0:07.148	0:43.403 19.1   24.2	0:42.379 18.9   23.4	0:42.060 18.9   23.1	0:44.440 18.4   26.0	50
2	23	Krisztián SZABÓ Volland Racing Kft.	HUN Škoda Fabia	2:59.658 4/1 R5	0:00.228 -	0:07.778	0:44.131 20.4   23.6	0:41.524 18.4   23.0	0:41.655 18.3   23.3	0:44.570 18.3   26.2	45
3	10	Janno LIGUR Ligur Racing	EST Škoda Fabia	2:59.953 4/1 R3	0:00.523 -	0:07.481	0:42.997 18.9   24.0	0:42.536 18.8   23.6	0:42.092 18.6   23.4	0:44.847 18.7   26.0	42
4	5	Ondrej SMETANA LS Racing Czech National Team	CZE Ford Fiesta	3:00.668 4/1 R5	0:01.238 -	0:07.357	0:43.274 19.7   23.5	0:41.993 18.7   23.2	0:45.107 18.4   26.6	0:42.937 19.2   23.6	40
5	17	Artis BAUMANIS Volland Racing Kft.	LVA Škoda Fabia	3:01.061 4/1 R5	0:01.631 -	0:07.102	0:42.842 19.4   23.3	0:41.288 18.5   22.7	0:45.582 19.2   26.3	0:44.247 19.5   24.6	39
6	3	Pavel VIMMER Diana Czech National Team	CZE Škoda Fabia	3:01.271 4/1 R4	0:01.841 -	0:07.439	0:43.840 19.2   24.5	0:42.309 18.9   23.3	0:42.320 18.4   23.4	0:45.363 18.4   26.9	38
7	89	Timur SHIGABOUTDINOV Set Promotion	RUS Renault Twingo	3:01.584 4/1 R1	0:02.154 -	0:07.603	0:46.499 19.0   27.4	0:42.989 19.6   23.2	0:41.938 18.6   23.2	0:42.555 19.2   23.3	37
8	33	Arnis ODINS TT Motorsport	LVA Renault Twingo	3:01.792 4/1 R2	0:02.362 -	0:07.588	0:44.184 19.7   24.4	0:42.533 18.9   23.5	0:42.469 18.8   23.5	0:45.018 18.7   26.2	36
9	52	Marcell KOVACS TQS Hungary Kft.	HUN Suzuki Swift	3:01.897 4/1 R3	0:02.467 -	0:07.535	0:43.820 20.1   23.7	0:42.571 18.9   23.6	0:44.783 18.7   26.0	0:43.188 19.5   23.6	35
10	72	Sven SEELIGER Sven Seeliger	DEU Ford Fiesta	3:02.456 4/1 R3	0:03.026 -	0:07.531	0:43.261 19.6   23.5	0:45.763 18.9   26.7	0:43.382 19.7   23.6	0:42.519 18.7   23.7	34
11	20	Siim SALURI RS Racing Team	EST Renault Twingo	3:02.733 4/1 R4	0:03.303 -	0:08.043	0:44.222 19.4   24.7	0:43.256 19.0   24.2	0:42.141 18.5   23.5	0:45.071 18.2   26.8	33
12	66	Václav VEVERKA Veverka Czech National Team	CZE Peugeot 208	3:03.547 4/1 R4	0:04.117 -	0:07.434	0:44.460 19.7   24.7	0:43.317 19.0   24.2	0:43.065 19.0   23.9	0:45.271 18.5   26.6	32
13	16	Josef ŠUSTA Josef Šusta	CZE Škoda Fabia	3:03.556 4/2 R4	0:04.126 -	0:07.210	0:46.604 19.8   26.7	0:45.177 19.3   25.8	0:42.729 19.1   23.5	0:41.836 18.5   23.2	31
14	12	Daniel NIELSEN Ulrik Linnemann	DNK Peugeot 208	3:05.501 4/1 R1	0:06.071 -	0:07.408	0:44.038 18.8   25.1	0:43.588 19.2   24.3	0:45.523 19.1   26.4	0:44.944 20.3   24.6	30
15	34	Juris SPIKIS TT Motorsport	LVA Renault Twingo	3:05.618 4/1 R2	0:06.188 -	0:07.955	0:48.106 20.7   27.3	0:43.872 20.1   23.7	0:42.887 19.1   23.7	0:42.798 19.4   23.3	29
16	51	Marius BERMINGRUD Marius Bermingrud	NOR Citroën C2	3:06.148 4/1 R3	0:06.718 -	0:07.595	0:47.572 20.3   27.2	0:44.424 20.2   24.1	0:43.433 19.4   24.0	0:43.124 19.1   24.0	28
17	80	Lars-Christian ROSLAND Lars Christian Lote Rosland	NOR Opel Corsa	3:06.572 4/1 R1	0:07.142 -	0:07.554	0:47.453 19.9   27.4	0:44.828 20.5   24.3	0:43.654 19.7   23.9	0:43.083 19.3   23.7	27
18	50	Marcel SNOEIJERS Marcel Snoeijers	NLD Renault Mégane	3:07.666 4/1 R2	0:08.236 -	0:07.730	0:45.732 20.3   25.4	0:43.791 19.5   24.2	0:43.348 19.3   24.0	0:47.065 19.6   27.4	26
19	30	Marcel SUCHÝ Jihocesky Autoclub V ACR	CZE Peugeot 207	3:08.396 4/1 R2	0:08.966 -	0:08.107	0:44.898 19.8   25.0	0:43.578 19.2   24.3	0:46.449 19.2   27.2	0:45.364 20.8   24.5	25
20	9	Zdenek KUCERA Zdenek Kucera	CZE Škoda Fabia	3:09.475 4/1 R2	0:10.045 -	0:07.709	0:50.277 19.8   30.4	0:44.280 19.9   24.3	0:43.691 19.2   24.4	0:43.518 19.3   24.1	24
DNF	11	Jussi-Petteri LEPPihalme Set Promotion	FIN Renault Twingo	- 1/1 R5	+3 LAP -	0:07.762	0:46.334 20.0   26.3				20
DNF	2	Ulrik LINNEMANN Ulrik Linnemann	DNK Peugeot 208	- 0/0 R5	+4 LAP -	0:07.652					20
DNF	15	Gergely MARTON Volland Racing Kft.	HUN Škoda Fabia	- 0/0 R3	+4 LAP -	0:07.472					20

These results are provisional until the conclusion of any judicial and technical inquiries.

Estering (952m)

Published at...	Clerk of the Course Karsten NEY	Timekeeper Attila BOROS	
-----------------	------------------------------------	----------------------------	--

Printed: 9/30/2017 3:16:17 PM

Page 1 of 1

S1600

SS - 07

Result after Q 2

Pos.	No.	Driver Competitor/Entrant	Nat. Car Ch.	Q1	Q2	Q3	Q4	Q Sum	Int. Pt.	SF1	SF2	Final	Ch. Pt.	Ch Sum
1	23	Krisztián SZABÓ Volland Racing Kft.	HUN Škoda Fabia	45 (2.) 3:01.434	45 (2.) 2:59.658			90						
2	6	Kasparas NAVICKAS Taurages Automobiliu Klubas VŠJ	LTU Škoda Fabia	38 (6.) 3:03.394	50 (1.) 2:59.430			88						
3	17	Artis BAUMANIS Volland Racing Kft.	LVA Škoda Fabia	42 (3.) 3:01.694	39 (5.) 3:01.061			81						
4	5	Ondrej SMETANA LS Racing Czech National Team	CZE Ford Fiesta	40 (4.) 3:01.922	40 (4.) 3:00.668			80						
5	10	Janno LIGUR Ligur Racing	EST Škoda Fabia	33 (11.) 3:06.893	42 (3.) 2:59.953			75						
6	3	Pavel VIMMER Diana Czech National Team	CZE Škoda Fabia	35 (9.) 3:05.765	38 (6.) 3:01.271			73						
7	2	Ulrik LINNEMANN Ulrik Linnemann	DNK Peugeot 208	50 (1.) 2:59.459	20 (22.) DNF			70						
8	66	Václav VEVERKA Veverka Czech National Team	CZE Peugeot 208	36 (8.) 3:04.950	32 (12.) 3:03.547			68						
9	16	Josef ŠUSTA Josef Šusta	CZE Škoda Fabia	37 (7.) 3:04.363	31 (13.) 3:03.556			68						
10	20	Siim SALURI RS Racing Team	EST Renault Twingo	34 (10.) 3:06.296	33 (11.) 3:02.733			67						
11	72	Sven SEELIGER Sven Seeliger	DEU Ford Fiesta	32 (12.) 3:07.820	34 (10.) 3:02.456			66						
12	52	Marcell KOVACS TQS Hungary Kft.	HUN Suzuki Swift	30 (14.) 3:09.292	35 (9.) 3:01.897			65						
13	33	Arnis ODINS TT Motorsport	LVA Renault Twingo	28 (16.) 3:10.918	36 (8.) 3:01.792			64						
14	89	Timur SHIGABOUTDINOV Set Promotion	RUS Renault Twingo	23 (21.) 3:18.551	37 (7.) 3:01.584			60						
15	11	Jussi-Petteri LEPPihalme Set Promotion	FIN Renault Twingo	39 (5.) 3:03.379	20 (21.) DNF			59						
16	51	Marius BERMINGRUD Marius Bermingrud	NOR Citroën C2	29 (15.) 3:10.655	28 (16.) 3:06.148			57						
17	34	Juris SPIKIS TT Motorsport	LVA Renault Twingo	27 (17.) 3:11.360	29 (15.) 3:05.618			56						
18	50	Marcel SNOEIJERS Marcel Snoeijers	NLD Renault Mégane	26 (18.) 3:12.024	26 (18.) 3:07.666			52						
19	15	Gergely MARTON Volland Racing Kft.	HUN Škoda Fabia	31 (13.) 3:08.739	20 (23.) DNF			51						
20	12	Daniel NIELSEN Ulrik Linnemann	DNK Peugeot 208	20 (23.) DNF	30 (14.) 3:05.501			50						
21	30	Marcel SUCHÝ Jihocesky Autoklub V ACR	CZE Peugeot 207	24 (20.) 3:15.347	25 (19.) 3:08.396			49						
22	9	Zdenek KUCERA Zdenek Kucera	CZE Škoda Fabia	25 (19.) 3:13.384	24 (20.) 3:09.475			49						
23	80	Lars-Christian ROSLAND Lars Christian Lote Rosland	NOR Opel Corsa	20 (22.) DNF	27 (17.) 3:06.572			47						

23 drivers

These results are provisional until the conclusion of any judicial and technical inquiries.

Estering (952m)

Published at...	Clerk of the Course Karsten NEY 	Timekeeper Attila BOROS 	
-----------------	--	--	---

Printed: 9/30/2017 3:18:35 PM

Page 1 of 1

S1600

SS - 08

Provisional Grid Sheet for Q 3 (Right Pole)

P5	P4	P3	P2	POLE
<b>Race 1</b>				
		15	2	11
<b>Race 2</b>				
9	30	50	80	51
<b>Race 3</b>				
34	12	16	66	20
<b>Race 4</b>				
72	52	33	89	3
<b>Race 5</b>				
17	5	10	23	6

R1

- 11 Jussi-Petteri LEPPihalme FIN
- 2 Ulrik LINNEMANN DNK
- 15 Gergely MARTON HUN

R2

- 51 Marius BERMINGRUD NOR
- 80 Lars-Christian ROSLAND NOR
- 50 Marcel SNOEIJERS NLD
- 30 Marcel SUCHÝ CZE
- 9 Zdenek KUCERA CZE

R3

- 20 Siim SALURI EST
- 66 Václav VEVERKA CZE
- 16 Josef ŠUSTA CZE
- 12 Daniel NIELSEN DNK
- 34 Juris SPIKIS LVA

R4

- 3 Pavel VIMMER CZE
- 89 Timur SHIGABOUTDINOV RUS
- 33 Arnis ODINS LVA
- 52 Marcell KOVACS HUN
- 72 Sven SEELIGER DEU

R5

- 6 Kasparas NAVICKAS LTU
- 23 Krisztián SZABÓ HUN
- 10 Janno LIGUR EST
- 5 Ondrej SMETANA CZE
- 17 Artis BAUMANIS LVA

These results are provisional until the conclusion of any judicial and technical inquiries.

Estering (952m)

Published at...	Clerk of the Course Karsten NEY	Timekeeper Attila BOROS	
-----------------	------------------------------------	----------------------------	--

Printed: 9/30/2017 3:20:25 PM

Page 1 of 1

S1600

SS - 09

Result of Q 3

Pos.	No.	Driver Competitor/Entrant	Nat./Car	Total Tm Laps/Jok/Race	Gap Penalty	Lap0	Lap1 S1   S2	Lap2 S1   S2	Lap3 S1   S2	Lap4 S1   S2	Pts.
1	2	Ulrik LINNEMANN Ulrik Linnemann	DNK Peugeot 208	2:53.772 4/1 R1	-	0:06.836	0:41.779 18.5   23.2	0:41.127 18.2   22.9	0:40.784 18.0   22.7	0:43.246 18.0   25.1	50
2	11	Jussi-Petteri LEPPihalme Set Promotion	FIN Renault Twingo	2:54.674 4/1 R1	0:00.902	0:07.055	0:42.430 18.7   23.7	0:41.419 18.3   23.1	0:41.007 18.1   22.8	0:42.763 18.2   24.4	45
3	16	Josef ŠUSTA Josef Šusta	CZE Škoda Fabia	2:54.852 4/1 R3	0:01.080	0:07.125	0:41.382 18.4   22.8	0:41.527 18.5   22.9	0:41.276 18.1   23.1	0:43.542 18.1   25.4	42
4	89	Timur SHIGABOUTDINOV Set Promotion	RUS Renault Twingo	2:54.915 4/1 R4	0:01.143	0:07.310	0:41.576 18.5   23.0	0:41.508 18.3   23.1	0:41.558 18.4   23.1	0:42.963 18.1   24.7	40
5	6	Kasparas NAVICKAS Taurages Automobiliu Klubas VŠJ	LTU Škoda Fabia	2:55.449 4/1 R5	0:01.677	0:06.946	0:42.021 18.7   23.3	0:41.431 18.3   23.0	0:41.285 18.4   22.8	0:43.766 18.2   25.5	39
6	34	Juris SPIKIS TT Motorsport	LVA Renault Twingo	2:57.131 4/1 R3	0:03.359	0:07.365	0:42.347 18.8   23.5	0:41.818 18.6   23.3	0:41.711 18.3   23.3	0:43.890 18.2   25.6	38
7	17	Artis BAUMANIS Volland Racing Kft.	LVA Škoda Fabia	2:57.487 4/1 R5	0:03.715	0:07.080	0:42.348 18.9   23.4	0:42.002 18.9   23.0	0:41.408 18.3   23.0	0:44.649 18.4   26.2	37
8	10	Janno LIGUR Ligur Racing	EST Škoda Fabia	2:57.806 4/1 R5	0:04.034	0:07.141	0:46.090 19.7   26.3	0:42.304 19.0   23.2	0:40.983 18.1   22.7	0:41.288 18.3   22.9	36
9	66	Václav VEVERKA Veverka Czech National Team	CZE Peugeot 208	2:58.119 4/1 R3	0:04.347	0:07.243	0:43.040 19.3   23.6	0:42.055 18.7   23.2	0:42.000 18.6   23.3	0:43.781 18.5   25.2	35
10	23	Krisztián SZABÓ Volland Racing Kft.	HUN Škoda Fabia	2:58.173 4/1 R5	0:04.401	0:06.984	0:43.109 19.3   23.8	0:41.809 18.4   23.3	0:44.980 18.2   26.7	0:41.291 18.5   22.7	34
11	15	Gergely MARTON Volland Racing Kft.	HUN Škoda Fabia	2:58.228 4/1 R1	0:04.456	0:07.192	0:43.054 19.2   23.8	0:41.901 18.6   23.2	0:41.946 18.7   23.2	0:44.135 18.3   25.8	33
12	5	Ondrej SMETANA LS Racing Czech National Team	CZE Ford Fiesta	2:58.264 4/1 R5	0:04.492	0:07.371	0:43.743 20.1   23.6	0:41.529 18.4   23.1	0:41.313 18.3   22.9	0:44.308 18.0   26.2	32
13	20	Siim SALURI RS Racing Team	EST Renault Twingo	2:58.440 4/1 R3	0:04.668	0:07.408	0:46.418 19.5   26.9	0:41.921 18.8   23.0	0:41.150 18.2   22.9	0:41.543 18.0   23.4	31
14	3	Pavel VIMMER Diana Czech National Team	CZE Škoda Fabia	2:59.301 4/1 R4	0:05.529	0:07.131	0:42.730 19.2   23.4	0:41.998 18.6   23.3	0:42.139 18.5   23.6	0:45.303 18.5   26.7	30
15	52	Marcell KOVACS TQS Hungary Kft.	HUN Suzuki Swift	2:59.865 4/1 R4	0:06.093	0:07.318	0:43.117 19.6   23.5	0:42.084 18.8   23.2	0:44.698 18.6   26.0	0:42.648 19.2   23.3	29
16	9	Zdenek KUCERA Zdenek Kucera	CZE Škoda Fabia	3:00.642 4/1 R2	0:06.870	0:07.315	0:42.936 19.0   23.9	0:42.831 19.0   23.8	0:42.332 18.8   23.5	0:45.228 18.8   26.3	28
17	72	Sven SEELIGER Sven Seeliger	DEU Ford Fiesta	3:01.214 4/1 R4	0:07.442	0:07.280	0:47.801 20.3   27.4	0:42.717 19.3   23.3	0:41.529 18.1   23.3	0:41.887 18.4   23.4	27
18	12	Daniel NIELSEN Ulrik Linnemann	DNK Peugeot 208	3:03.544 4/1 R3	0:09.772	0:07.204	0:45.112 20.5   24.5	0:45.550 18.9   26.5	0:43.024 19.4   23.5	0:42.654 18.9   23.6	26
19	80	Lars-Christian ROSLAND Lars Christian Lote Rosland	NOR Opel Corsa	3:03.964 4/1 R2	0:10.192	0:07.264	0:44.629 20.8   23.7	0:46.462 19.7   26.7	0:43.321 19.9   23.4	0:42.288 18.6   23.6	25
20	30	Marcel SUCHÝ Jihocesky Autoclub V ACR	CZE Peugeot 207	3:05.129 4/1 R2	0:11.357	0:07.380	0:43.794 19.9   23.8	0:43.144 18.9   24.1	0:46.437 19.5   26.9	0:44.374 20.3   24.0	24
21	51	Marius BERMINGRUD Marius Bermingrud	NOR Citroën C2	3:05.619 4/1 R2	0:11.847	0:07.278	0:45.605 21.2   24.3	0:45.876 18.9   26.9	0:43.490 19.8   23.6	0:43.370 19.4   23.9	23
DNF	33	Arnis ODINS TT Motorsport	LVA Renault Twingo	-	+2 LAP	0:07.316	0:47.038 20.0   27.0	0:43.176 19.7   23.4	-	-	20
DNF	50	Marcel SNOEIJERS Marcel Snoeijers	NLD Renault Mégane	-	+4 LAP	0:07.518	-	-	-	-	20

These results are provisional until the conclusion of any judicial and technical inquiries.

Estering (952m)

Published at...	Clerk of the Course Karsten NEY	Timekeeper Attila BOROS	
-----------------	------------------------------------	----------------------------	--

Printed: 9/30/2017 4:59:21 PM

Page 1 of 1

S1600

SS - 10

Result after Q 3

Pos.	No.	Driver Competitor/Entrant	Nat. Car Ch.	Q1	Q2	Q3	Q4	Q Sum	Int. Pt.	SF1	SF2	Final	Ch. Pt.	Ch Sum
1	6	Kasparas NAVICKAS Taurages Automobiliu Klubas VŠJ	LTU Škoda Fabia	38 (6.) 3:03.394	50 (1.) 2:59.430	39 (5.) 2:55.449		127						
2	23	Krisztián SZABÓ Volland Racing Kft.	HUN Škoda Fabia	45 (2.) 3:01.434	45 (2.) 2:59.658	34 (10.) 2:58.173		124						
3	2	Ulrik LINNEMANN Ulrik Linnemann	DNK Peugeot 208	50 (1.) 2:59.459	20 (22.) DNF	50 (1.) 2:53.772		120						
4	17	Artis BAUMANIS Volland Racing Kft.	LVA Škoda Fabia	42 (3.) 3:01.694	39 (5.) 3:01.061	37 (7.) 2:57.487		118						
5	5	Ondrej SMETANA LS Racing Czech National Team	CZE Ford Fiesta	40 (4.) 3:01.922	40 (4.) 3:00.668	32 (12.) 2:58.264		112						
6	10	Janno LIGUR Ligur Racing	EST Škoda Fabia	33 (11.) 3:06.893	42 (3.) 2:59.953	36 (8.) 2:57.806		111						
7	16	Josef ŠUSTA Josef Šusta	CZE Škoda Fabia	37 (7.) 3:04.363	31 (13.) 3:03.556	42 (3.) 2:54.852		110						
8	11	Jussi-Petteri LEPPihalme Set Promotion	FIN Renault Twingo	39 (5.) 3:03.379	20 (21.) DNF	45 (2.) 2:54.674		104						
9	66	Václav VEVERKA Veverka Czech National Team	CZE Peugeot 208	36 (8.) 3:04.950	32 (12.) 3:03.547	35 (9.) 2:58.119		103						
10	3	Pavel VIMMER Diana Czech National Team	CZE Škoda Fabia	35 (9.) 3:05.765	38 (6.) 3:01.271	30 (14.) 2:59.301		103						
11	89	Timur SHIGABOUTDINOV Set Promotion	RUS Renault Twingo	23 (21.) 3:18.551	37 (7.) 3:01.584	40 (4.) 2:54.915		100						
12	20	Siim SALURI RS Racing Team	EST Renault Twingo	34 (10.) 3:06.296	33 (11.) 3:02.733	31 (13.) 2:58.440		98						
13	34	Juris SPIKIS TT Motorsport	LVA Renault Twingo	27 (17.) 3:11.360	29 (15.) 3:05.618	38 (6.) 2:57.131		94						
14	52	Marcell KOVACS TQS Hungary Kft.	HUN Suzuki Swift	30 (14.) 3:09.292	35 (9.) 3:01.897	29 (15.) 2:59.865		94						
15	72	Sven SEELIGER Sven Seeliger	DEU Ford Fiesta	32 (12.) 3:07.820	34 (10.) 3:02.456	27 (17.) 3:01.214		93						
16	15	Gergely MARTON Volland Racing Kft.	HUN Škoda Fabia	31 (13.) 3:08.739	20 (23.) DNF	33 (11.) 2:58.228		84						
17	33	Arnis ODINS TT Motorsport	LVA Renault Twingo	28 (16.) 3:10.918	36 (8.) 3:01.792	20 (22.) DNF		84						
18	51	Marius BERMINGRUD Marius Bermingrud	NOR Citroën C2	29 (15.) 3:10.655	28 (16.) 3:06.148	23 (21.) 3:05.619		80						
19	9	Zdenek KUCERA Zdenek Kucera	CZE Škoda Fabia	25 (19.) 3:13.384	24 (20.) 3:09.475	28 (16.) 3:00.642		77						
20	12	Daniel NIELSEN Ulrik Linnemann	DNK Peugeot 208	20 (23.) DNF	30 (14.) 3:05.501	26 (18.) 3:03.544		76						
21	30	Marcel SUCHÝ Jihocesky Autoklub V ACR	CZE Peugeot 207	24 (20.) 3:15.347	25 (19.) 3:08.396	24 (20.) 3:05.129		73						
22	80	Lars-Christian ROSLAND Lars Christian Lote Rosland	NOR Opel Corsa	20 (22.) DNF	27 (17.) 3:06.572	25 (19.) 3:03.964		72						
23	50	Marcel SNOEIJERS Marcel Snoeijers	NLD Renault Mégane	26 (18.) 3:12.024	26 (18.) 3:07.666	20 (23.) DNF		72						

23 drivers

These results are provisional until the conclusion of any judicial and technical inquiries.

Estering (952m)

Published at...	Clerk of the Course Karsten NEY	Timekeeper Attila BOROS	
-----------------	------------------------------------	----------------------------	--

Printed: 9/30/2017 5:00:43 PM

Page 1 of 1

S1600

SS - 11

Provisional Grid Sheet for Q 4 (Right Pole)

P5	P4	P3	P2	POLE			
<b>Race 1</b>							
		50	33	51	<b>R1</b>	51	Marius BERMINGRUD NOR
						33	Arnis ODINS LVA
						50	Marcel SNOEIJERS NLD
<b>Race 2</b>							
30	80	12	72	9	<b>R2</b>	9	Zdenek KUCERA CZE
						72	Sven SEELIGER DEU
						12	Daniel NIELSEN DNK
						80	Lars-Christian ROSLAND NOR
						30	Marcel SUCHÝ CZE
<b>Race 3</b>							
52	3	20	5	15	<b>R3</b>	15	Gergely MARTON HUN
						5	Ondrej SMETANA CZE
						20	Siim SALURI EST
						3	Pavel VIMMER CZE
						52	Marcell KOVACS HUN
<b>Race 4</b>							
23	66	10	17	34	<b>R4</b>	34	Juris SPIKIS LVA
						17	Artis BAUMANIS LVA
						10	Janno LIGUR EST
						66	Václav VEVERKA CZE
						23	Krisztián SZABÓ HUN
<b>Race 5</b>							
6	89	16	11	2	<b>R5</b>	2	Ulrik LINNEMANN DNK
						11	Jussi-Petteri LEPPihalme FIN
						16	Josef ŠUSTA CZE
						89	Timur SHIGABOUTDINOV RUS
						6	Kasparas NAVICKAS LTU

These results are provisional until the conclusion of any judicial and technical inquiries.

Estering (952m)

Published at...	Clerk of the Course Karsten NEY	Timekeeper Attila BOROS	
-----------------	------------------------------------	----------------------------	--

Printed: 10/1/2017 8:50:46 AM

Page 1 of 1



S1600

SS - 12

Result of Q 4

Pos.	No.	Driver Competitor/Entrant	Nat./Car	Total Tm Laps/Jok/Race	Gap Penalty	Lap0	Lap1 S1   S2	Lap2 S1   S2	Lap3 S1   S2	Lap4 S1   S2	Pts.
1	11	Jussi-Petteri LEPPihalme Set Promotion	FIN Renault Twingo	<b>3:00.420</b> 4/1 R5	-	0:07.546	0:42.680 18.6   24.0	0:43.049 18.8   24.1	0:42.765 18.5   24.2	<u>0:44.380</u> 18.6   25.7	50
2	17	Artis BAUMANIS Volland Racing Kft.	LVA Škoda Fabia	<b>3:01.494</b> 4/1 R4	0:01.074	0:07.179	0:43.233 18.7   24.5	0:42.641 18.6   23.9	0:43.334 18.9   24.3	<u>0:45.107</u> 18.6   26.4	45
3	6	Kasparas NAVICKAS Taurages Automobiliu Klubas VŠJ	LTU Škoda Fabia	<b>3:02.244</b> 4/1 R5	0:01.824	0:07.080	0:43.951 18.7   25.2	0:43.289 19.0   24.2	0:42.575 18.5   24.0	<u>0:45.349</u> 18.6   26.7	42
4	23	Krisztián SZABÓ Volland Racing Kft.	HUN Škoda Fabia	<b>3:02.855</b> 4/1 R4	0:02.435	0:07.319	0:43.415 19.0   24.3	0:42.842 18.8   24.0	0:43.457 18.7   24.6	<u>0:45.822</u> 18.6   27.1	40
5	16	Josef ŠUSTA Josef Šusta	CZE Škoda Fabia	<b>3:03.203</b> 4/1 R5	0:02.783	0:07.689	0:43.982 19.2   24.7	0:43.091 19.0   24.0	<u>0:45.343</u> 18.7   26.5	0:43.098 19.2   23.8	39
6	66	Václav VEVERKA Veverka Czech National Team	CZE Peugeot 208	<b>3:03.290</b> 4/1 R4	0:02.870	0:07.393	0:44.000 19.4   24.5	0:43.034 19.1   24.0	0:43.149 19.1   24.0	<u>0:45.714</u> 18.8   26.8	38
7	15	Gergely MARTON Volland Racing Kft.	HUN Škoda Fabia	<b>3:04.396</b> 4/1 R3	0:03.976	0:07.230	0:44.148 19.4   24.6	0:42.930 18.4   24.4	0:43.317 18.5   24.8	<u>0:46.771</u> 18.7   28.0	37
8	10	Janno LIGUR Ligur Racing	EST Škoda Fabia	<b>3:05.037</b> 4/1 R4	0:04.617	0:07.546	<u>0:46.625</u> 19.7   26.8	0:43.502 19.2   24.2	0:43.349 18.5   24.8	0:44.015 18.7   25.2	36
9	34	Juris SPIKIS TT Motorsport	LVA Renault Twingo	<b>3:05.277</b> 4/1 R4	0:04.857	0:07.851	<u>0:47.770</u> 20.3   27.4	0:43.840 19.5   24.3	0:42.669 18.5   24.1	0:43.147 18.6   24.5	35
10	3	Pavel VIMMER Diana Czech National Team	CZE Škoda Fabia	<b>3:05.801</b> 4/1 R3	0:05.381	0:07.418	0:45.233 19.7   25.5	0:43.535 18.9   24.5	0:43.376 18.7   24.6	<u>0:46.239</u> 18.7   27.5	34
11	5	Ondrej SMETANA LS Racing Czech National Team	CZE Ford Fiesta	<b>3:06.367</b> 4/1 R3	0:05.947	0:07.594	<u>0:48.232</u> 19.9   28.2	0:44.293 19.7   24.5	0:43.084 18.8   24.2	0:43.164 18.8   24.3	33
12	20	Siim SALURI RS Racing Team	EST Renault Twingo	<b>3:06.393</b> 4/1 R3	0:05.973	0:07.689	0:46.198 20.4   25.7	0:43.279 18.9   24.3	0:43.250 18.8   24.4	<u>0:45.977</u> 18.7   27.2	32
13	72	Sven SEELIGER Sven Seeliger	DEU Ford Fiesta	<b>3:08.115</b> 4/1 R2	0:07.695	0:07.711	0:44.198 19.0   25.1	0:43.819 19.1   24.7	0:44.367 19.2   25.0	<u>0:48.020</u> 19.4   28.5	31
14	80	Lars-Christian ROSLAND Lars Christian Lote Rosland	NOR Opel Corsa	<b>3:08.951</b> 4/1 R2	0:08.531	0:07.723	<u>0:49.183</u> 20.1   29.0	0:44.495 19.7   24.7	0:44.052 18.7   25.2	0:43.498 19.0   24.4	30
15	89	Timur SHIGABOUTDINOV Set Promotion	RUS Renault Twingo	<b>3:10.339</b> 4/1 R5	0:09.919	0:07.523	0:51.941 28.0   23.9	0:42.719 19.0   23.7	0:42.198 18.5   23.6	<u>0:45.958</u> 19.1   26.7	29
16	33	Arnis ODINS TT Motorsport	LVA Renault Twingo	<b>3:10.436</b> 4/1 R1	0:10.016	0:07.712	<u>0:49.641</u> 20.6   29.0	0:45.207 20.0   25.1	0:43.918 18.8   25.0	0:43.958 18.9   24.9	28
17	9	Zdenek KUCERA Zdenek Kucera	CZE Škoda Fabia	<b>3:12.618</b> 4/1 R2	0:12.198	0:07.656	0:45.218 19.6   25.5	0:45.736 19.2   26.4	<u>0:48.496</u> 19.6   28.8	0:45.512 20.3   25.1	27
18	50	Marcel SNOEIJERS Marcel Snoeijers	NLD Renault Mégane	<b>3:13.390</b> 4/1 R1	0:12.970	0:07.792	0:46.249 20.2   26.0	0:45.120 19.6   25.4	<u>0:49.024</u> 19.6   29.3	0:45.205 20.0   25.1	26
19	52	Marcell KOVACS TQS Hungary Kft.	HUN Suzuki Swift	<b>3:16.189</b> 4/1 R3	0:15.769	0:07.780	0:46.376 20.9   25.4	<u>0:49.235</u> 19.5   29.6	0:46.598 20.4   26.1	0:46.200 19.8   26.3	25
20	30	Marcel SUCHÝ Jihocesky Autoclub V ACR	CZE Peugeot 207	<b>3:16.354</b> 4/1 R2	0:15.934	0:07.989	0:46.459 19.5   26.8	<u>0:49.973</u> 19.0   30.9	0:46.628 21.0   25.6	0:45.305 19.5   25.7	24
DNF	51	Marius BERMINGRUD Marius Bermingrud	NOR Citroën C2	- 2/0 R1	+2 LAP	0:07.578	0:45.755 19.9   25.8	0:44.873 19.5   25.3			20
DNF	2	Ulrik LINNEMANN Ulrik Linnemann	DNK Peugeot 208	- 0/0 R5	+4 LAP	0:07.314					20
DNS	12	Daniel NIELSEN Ulrik Linnemann	DNK Peugeot 208	- 0/0 R							0

#50 Reprimand Stewards dec. No. 6

These results are provisional until the conclusion of any judicial and technical inquiries.

Estering (952m)

Published at...	Clerk of the Course Karsten NEY	Timekeeper Attila BOROS	
-----------------	------------------------------------	----------------------------	--

Printed: 10/1/2017 11:29:03 AM

Page 1 of 1

S1600

SS - 13

Intermediate Classification

Pos.	No.	Driver Competitor/Entrant	Nat.	Car	Q1	Q2	Q3	Q4	Q Sum	Int. Pt.	SF1	SF2	Final	Ch. Pt.
1	6	Kasparas NAVICKAS Taurages Automobiliu Klubas VŠJ	LTU	Škoda Fabia	38 (6.) 3:03.394	50 (1.) 2:59.430	39 (5.) 2:55.449	42 (3.) 3:02.244	169	16				16
2	23	Krisztián SZABÓ Volland Racing Kft.	HUN	Škoda Fabia	45 (2.) 3:01.434	45 (2.) 2:59.658	34 (10.) 2:58.173	40 (4.) 3:02.855	164	15				15
3	17	Artis BAUMANIS Volland Racing Kft.	LVA	Škoda Fabia	42 (3.) 3:01.694	39 (5.) 3:01.061	37 (7.) 2:57.487	45 (2.) 3:01.494	163	14				14
4	11	Jussi-Petteri LEPPihalme Set Promotion	FIN	Renault Twingo	39 (5.) 3:03.379	20 (21.) DNF	45 (2.) 2:54.674	50 (1.) 3:00.420	154	13				13
5	16	Josef ŠUSTA Josef Šusta	CZE	Škoda Fabia	37 (7.) 3:04.363	31 (13.) 3:03.556	42 (3.) 2:54.852	39 (5.) 3:03.203	149	12				12
6	10	Janno LIGUR Ligur Racing	EST	Škoda Fabia	33 (11.) 3:06.893	42 (3.) 2:59.953	36 (8.) 2:57.806	36 (8.) 3:05.037	147	11				11
7	5	Ondrej SMETANA LS Racing Czech National Team	CZE	Ford Fiesta	40 (4.) 3:01.922	40 (4.) 3:00.668	32 (12.) 2:58.264	33 (11.) 3:06.367	145	10				10
8	66	Václav VEVERKA Veverka Czech National Team	CZE	Peugeot 208	36 (8.) 3:04.950	32 (12.) 3:03.547	35 (9.) 2:58.119	38 (6.) 3:03.290	141	9				9
9	2	Ulrik LINNEMANN Ulrik Linnemann	DNK	Peugeot 208	50 (1.) 2:59.459	20 (22.) DNF	50 (1.) 2:53.772	20 (22.) DNF	140	8				8
10	3	Pavel VIMMER Diana Czech National Team	CZE	Škoda Fabia	35 (9.) 3:05.765	38 (6.) 3:01.271	30 (14.) 2:59.301	34 (10.) 3:05.801	137	7				7
11	20	Siim SALURI RS Racing Team	EST	Renault Twingo	34 (10.) 3:06.296	33 (11.) 3:02.733	31 (13.) 2:58.440	32 (12.) 3:06.393	130	6				6
12	34	Juris SPIKIS TT Motorsport	LVA	Renault Twingo	27 (17.) 3:11.360	29 (15.) 3:05.618	38 (6.) 2:57.131	35 (9.) 3:05.277	129	5				5
13	89	Timur SHIGABOUTDINOV Set Promotion	RUS	Renault Twingo	23 (21.) 3:18.551	37 (7.) 3:01.584	40 (4.) 2:54.915	29 (15.) 3:10.339	129	4				4
14	72	Sven SEELIGER Sven Seeliger	DEU	Ford Fiesta	32 (12.) 3:07.820	34 (10.) 3:02.456	27 (17.) 3:01.214	31 (13.) 3:08.115	124	3				3
15	15	Gergely MARTON Volland Racing Kft.	HUN	Škoda Fabia	31 (13.) 3:08.739	20 (23.) DNF	33 (11.) 2:58.228	37 (7.) 3:04.396	121	2				2
16	52	Marcell KOVACS TQS Hungary Kft.	HUN	Suzuki Swift	30 (14.) 3:09.292	35 (9.) 3:01.897	29 (15.) 2:59.865	25 (19.) 3:16.189	119	1				1
17	33	Arnis ODINS TT Motorsport	LVA	Renault Twingo	28 (16.) 3:10.918	36 (8.) 3:01.792	20 (22.) DNF	28 (16.) 3:10.436	112	0				0
18	9	Zdenek KUCERA Zdenek Kucera	CZE	Škoda Fabia	25 (19.) 3:13.384	24 (20.) 3:09.475	28 (16.) 3:00.642	27 (17.) 3:12.618	104	0				0
19	80	Lars-Christian ROSLAND Lars Christian Lote Rosland	NOR	Opel Corsa	20 (22.) DNF	27 (17.) 3:06.572	25 (19.) 3:03.964	30 (14.) 3:08.951	102	0				0
20	51	Marius BERMINGRUD Marius Bermingrud	NOR	Citroën C2	29 (15.) 3:10.655	28 (16.) 3:06.148	23 (21.) 3:05.619	20 (21.) DNF	100	0				0
21	50	Marcel SNOEIJERS Marcel Snoeijers	NLD	Renault Mégane	26 (18.) 3:12.024	26 (18.) 3:07.666	20 (23.) DNF	26 (18.) 3:13.390	98	0				0
22	30	Marcel SUCHÝ Jihocesky Autoclub V ACR	CZE	Peugeot 207	24 (20.) 3:15.347	25 (19.) 3:08.396	24 (20.) 3:05.129	24 (20.) 3:16.354	97	0				0
23	12	Daniel NIELSEN Ulrik Linnemann	DNK	Peugeot 208	20 (23.) DNF	30 (14.) 3:05.501	26 (18.) 3:03.544	0 (23.) DNS	76	0				0

23 drivers

These results are provisional until the conclusion of any judicial and technical inquiries.

Estering (952m)

Published at...	Clerk of the Course Karsten NEY	Timekeeper Attila BOROS	
-----------------	------------------------------------	----------------------------	--

Printed: 10/1/2017 11:30:34 AM

Page 1 of 2



FIA EUROPEAN RALLYCROSS CHAMPIONSHIP //  
 PRESENTED BY MONSTER ENERGY\_  
 ROUND 6 // 29 SEPT. - 01 OCT.// BUXTEHUDE (GER)\_  
 ALL-INKL.COM WORLD RX OF GERMANY\_



S1600




SS - 13

Intermediate Classification

-  
-

These results are provisional until the conclusion of any judicial and technical inquiries.

Estering (952m)

Published at...	Clerk of the Course Karsten NEY 	Timekeeper Attila BOROS 	
-----------------	--	--	---

Printed: 10/1/2017 11:30:34 AM

Page 2 of 2



S1600

SS - 14

Notional joker time report

Official notional joker time for Semi finals and Final

S1600 + 2.5 seconds

				Best	Joker	Diff
11	Jussi-Petteri LEPPihalme Set Promotion	FIN	Renault Twingo	00:00:42.7650	00:00:44.3800	0:01.615
17	Artis BAUMANIS Volland Racing Kft.	LVA	Škoda Fabia	00:00:42.6410	00:00:45.1070	0:02.466
6	Kasparas NAVICKAS Taurages Automobiliu Klubas VŠJ	LTU	Škoda Fabia	00:00:42.5750	00:00:45.3490	0:02.774
23	Krisztián SZABÓ Volland Racing Kft.	HUN	Škoda Fabia	00:00:42.8420	00:00:45.8220	0:02.980
16	Josef ŠUSTA Josef Šusta	CZE	Škoda Fabia	00:00:43.0910	00:00:45.3430	0:02.252

These results are provisional until the conclusion of any judicial and technical inquires.

Estering (952m)

Published at...	Clerk of the Course Karsten NEY	Timekeeper Attila BOROS	
-----------------	------------------------------------	----------------------------	--

Printed: 10/1/2017 11:31:56 AM

Page 1 of 1

S1600

SS - 15

Provisional Grid for Semi-Finals

**Semi-Final 1**

**Row 1**

6	Kasparas NAVICKAS Taurages Automobiliu Klubas VŠJ	LTU	Škoda Fabia S1600
17	Artis BAUMANIS Volland Racing Kft.	LVA	Škoda Fabia S1600

Sporting Regulation 15.6.4 : If a Driver is unable to take his place in a Semi-Final (i.e. his car is unable to be driven under its own power to the starting grid), he will be substituted by the next qualifier (the highest placed Driver in the intermediate classification not already in the Semi-Finals). Any such substitute(s) will take the last place(s) on the grid with those ahead of them moving up to fill the place left by the non-starter(s).

**Row 2**

16	Josef ŠUSTA Josef Šusta	CZE	Škoda Fabia S1600
5	Ondrej SMETANA LS Racing Czech National Team	CZE	Ford Fiesta S1600

**Row 3**

2	Ulrik LINNEMANN Ulrik Linnemann	DNK	Peugeot 208 S1600
20	Siim SALURI RS Racing Team	EST	Renault Twingo S1600

**Semi-Final 2**

**Row 1**

23	Krisztián SZABÓ Volland Racing Kft.	HUN	Škoda Fabia S1600
11	Jussi-Petteri LEPPihalme Set Promotion	FIN	Renault Twingo S1600

**Row 2**

10	Janno LIGUR Ligur Racing	EST	Škoda Fabia S1600
66	Václav VEVERKA Veverka Czech National Team	CZE	Peugeot 208 S1600

**Row 3**

3	Pavel VIMMER Diana Czech National Team	CZE	Škoda Fabia S1600
34	Juris SPIKIS TT Motorsport	LVA	Renault Twingo S1600

Next qualifier (13- )

13	89 Timur SHIGABOUTDINOV	RUS	22	30 Marcel SUCHÝ	CZE
14	72 Sven SEELIGER	DEU	23	12 Daniel NIELSEN	DNK
15	15 Gergely MARTON	HUN			
16	52 Marcell KOVACS	HUN			
17	33 Arnis ODINS	LVA			
18	9 Zdenek KUCERA	CZE			
19	80 Lars-Christian ROSLAND	NOR			
20	51 Marius BERMINGRUD	NOR			
21	50 Marcel SNOEIJERS	NLD			

These results are provisional until the conclusion of any judicial and technical inquires.

Estering (952m)

Published at...	Clerk of the Course Karsten NEY	Timekeeper Attila BOROS	
-----------------	------------------------------------	----------------------------	--

Printed: 10/1/2017 11:33:38 AM

Page 1 of 1

S1600

SS - 16

Results of Semi-finals

Semi-final 1

Pos. No.	Driver Competitor/Entrant	Nat.	Total Tm L / J	Gap	Lap0	Lap1 s1 s2	Lap 2 s1 s2	Lap3 s1 s2	Lap4 s1 s2	Lap 5 s1 s2	Lap 6 s1 s2	Cp.
1 6	Kasparas NAVICKAS Taurages Automobiliu Klubas VŠJ Škoda Fabia	LTU	4:18.959 6 / 1		0:06.886	0:41.267 18.1   23.1	0:41.527 18.5   22.9	0:41.451 18.6   22.8	0:41.376 18.5   22.8	0:41.738 18.5   23.1	0:44.714 18.5   26.1	6
2 16	Josef ŠUSTA Josef Šusta Škoda Fabia	CZE	4:20.791 6 / 1	0:01.832	0:07.085	0:42.156 18.7   23.4	0:41.456 18.4   23.0	0:41.532 18.4   23.1	0:41.801 18.5   23.2	0:41.448 18.4   22.9	0:45.313 18.5   26.7	5
3 17	Artis BAUMANIS Volland Racing Kft. Škoda Fabia	LVA	4:21.288 6 / 1	0:02.329	0:06.818	0:43.116 19.2   23.8	0:41.747 19.0   22.7	0:41.737 19.0   22.6	0:41.322 18.6   22.6	0:41.142 18.3   22.7	0:45.406 18.9   26.4	4
4 20	Siim SALURI RS Racing Team Renault Twingo	EST	4:21.647 6 / 1	0:02.688	0:07.310	0:46.238 19.0   27.1	0:42.940 19.4   23.4	0:41.343 18.4   22.9	0:41.443 18.4   23.0	0:41.048 18.2   22.7	0:41.325 18.4   22.8	3
5 5	Ondrej SMETANA LS Racing Czech National Team Ford Fiesta	CZE	4:23.551 6 / 1	0:04.592	0:07.071	0:44.587 21.3   23.1	0:42.907 20.0   22.9	0:41.528 18.7   22.7	0:41.389 18.7   22.5	0:41.189 18.4   22.7	0:44.880 18.8   26.0	2
6 2	Ulrik LINNEMANN Ulrik Linnemann Peugeot 208	DNK	0:07.148 0 / 0	+6 LAP	0:07.148							1

Semi-final 2

Pos. No.	Driver Competitor/Entrant	Nat.	Total Tm L / J	Gap	Lap0	Lap1 s1 s2	Lap 2 s1 s2	Lap3 s1 s2	Lap4 s1 s2	Lap5 s1 s2	Lap6 s1 s2	Cp.
1 11	Jussi-Petteri LEPPihalme Set Promotion Renault Twingo	FIN	4:18.146 6 / 1		0:07.377	0:42.067 18.6   23.4	0:41.901 18.4   23.4	0:41.370 18.1   23.2	0:41.099 18.1   22.9	0:40.892 18.1   22.7	0:43.440 18.1   25.2	6
2 10	Janno LIGUR Ligur Racing Škoda Fabia	EST	4:18.530 6 / 1	0:00.384	0:07.141	0:41.444 18.3   23.0	0:41.675 18.7   22.8	0:41.389 18.2   23.1	0:44.199 18.0   26.1	0:41.822 19.1   22.7	0:40.860 18.0   22.8	5
3 23	Krisztián SZABÓ Volland Racing Kft. Škoda Fabia	HUN	4:19.079 6 / 1	0:00.933	0:06.969	0:42.048 18.7   23.2	0:41.788 18.6   23.1	0:44.579 18.1   26.4	0:41.706 18.7   22.9	0:41.294 18.3   22.8	0:40.695 18.1   22.5	4
4 66	Václav VEVERKA Veverka Czech National Team Peugeot 208	CZE	4:24.571 6 / 1	0:06.425	0:07.307	0:46.170 19.1   27.0	0:42.961 19.5   23.4	0:42.820 19.0   23.7	0:41.850 18.6   23.2	0:41.407 18.2   23.1	0:42.056 18.5   23.4	3
5 89	Timur SHIGABOUTDINOV Set Promotion Renault Twingo	RUS	4:27.062 6 / 1	0:08.916	0:07.615	0:42.316 18.5   23.7	0:45.876 18.6   27.2	0:43.184 19.4   23.7	0:41.318 18.4   22.8	0:41.563 18.6   22.9	0:45.190 20.6   24.5	2
6 3	Pavel VIMMER Diana Czech National Team Škoda Fabia	CZE	4:42.425 6 / 1	0:24.279	0:07.564	0:45.168 19.3   25.8	0:43.008 18.9   24.0	0:48.012 18.7   29.2	0:45.090 20.3   24.7	0:45.741 19.4   26.3	0:47.842 20.5   27.2	1

These results are provisional until the conclusion of any judicial and technical inquiries.

Estering (952m)

Published at...	Clerk of the Course Karsten NEY	Timekeeper Attila BOROS	
-----------------	------------------------------------	----------------------------	--

Printed: 10/1/2017 2:00:08 PM

Page 1 of 1

S1600

SS - 17

Provisional Grid for-Final

Final

Row 1

6	Kasparas NAVICKAS Taurages Automobiliu Klubas VŠJ	LTU	Škoda Fabia	22
11	Jussi-Petteri LEPPihalME Set Promotion	FIN	Renault Twingo	19

Row 2

16	Josef ŠUSTA Josef Šusta	CZE	Škoda Fabia	17
10	Janno LIGUR Ligur Racing	EST	Škoda Fabia	16

Row 3

23	Krisztián SZABÓ Volland Racing Kft.	HUN	Škoda Fabia	19
17	Artis BAUMANIS Volland Racing Kft.	LVA	Škoda Fabia	18

Sporting Regulation 15.6.4 : If a Driver is unable to take his place in the Final (i.e. his car is unable to be driven under its own power to the starting grid), he will be substituted by the next qualifier (the fourth placed Semi-finalist with the highest points score in the Competition who is not already in the Final). Any such substitute(s) will take the last place(s) on the grid with those ahead of them moving up to fill the place left by the non-starter(s). Should neither of the fourth placed Semi-finalists be able to start, the fifth placed Semi-finalists, and then the sixth-placed, will be considered as above.

Next qualifier (7-)

66 Václav VEVERKA	CZE	12
20 Siim SALURI	EST	9
5 Ondrej SMETANA	CZE	12
89 Timur SHIGABOUTDINOV	RUS	6
2 Ulrik LINNEMANN	DNK	9
3 Pavel VIMMER	CZE	8

These results are provisional until the conclusion of any judicial and technical inquiries.

Estering (952m)

Published at...	Clerk of the Course Karsten NEY	Timekeeper Attila BOROS	
-----------------	------------------------------------	----------------------------	--

Printed: 10/1/2017 2:01:55 PM

Page 1 of 1

S1600

SS - 18

Result of Final

Pos.	No.	Driver Competitor/Entrant	Nat.	Total Tm L / J	Gap	Lap0	Lap1 S1   S2	Lap 2 S1   S2	Lap3 S1   S2	Lap4 S1   S2	Lap5 S1   S2	Lap6 S1   S2	Cp.
1	6	Kasparas NAVICKAS Taurages Automobiliu Klubas VŠJ Škoda Fabia	LTU	<b>4:11.973</b> 6 / 1		0:06.989	0:41.185 18.1   23.0	0:40.404 18.0   22.3	0:40.199 17.9   22.2	0:40.319 18.0   22.3	0:40.005 17.9   22.0	<u>0:42.872</u> 18.0   24.8	8
2	11	Jussi-Petteri LEPPihalme Set Promotion Renault Twingo	FIN	<b>4:13.453</b> 6 / 1	0:01.480	0:07.279	0:41.430 18.6   22.7	0:40.621 18.0   22.5	0:40.260 17.8   22.3	<u>0:42.331</u> 17.8   24.5	0:41.300 18.7   22.5	0:40.232 17.9   22.2	5
3	17	Artis BAUMANIS Volland Racing Kft. Škoda Fabia	LVA	<b>4:15.645</b> 6 / 1	0:03.672	0:07.259	0:42.944 19.5   23.4	<u>0:43.632</u> 18.0   25.6	0:40.828 18.6   22.1	0:40.696 18.4   22.2	0:40.189 17.8   22.3	0:40.097 17.6   22.4	4
4	10	Janno LIGUR Ligur Racing Škoda Fabia	EST	<b>4:17.050</b> 6 / 1	0:05.077	0:07.139	0:42.553 19.4   23.1	0:40.971 17.9   23.0	<u>0:43.628</u> 18.1   25.4	0:42.046 19.0   22.9	0:40.235 17.7   22.4	0:40.478 17.7   22.6	3
5	16	Josef ŠUSTA Josef Šusta Škoda Fabia	CZE	<b>4:17.917</b> 6 / 1	0:05.944	0:07.202	<u>0:46.772</u> 19.5   27.2	0:41.631 18.8   22.7	0:40.764 17.9   22.8	0:40.432 18.0   22.3	0:40.662 17.9   22.6	0:40.454 17.9   22.4	2
6	23	Krisztián SZABÓ Volland Racing Kft. Škoda Fabia	HUN	<b>4:18.190</b> 6 / 1	0:06.217	0:07.505	<u>0:47.586</u> 19.7   27.8	0:41.181 18.8   22.3	0:40.401 17.8   22.5	0:40.890 17.9   22.8	0:40.215 17.7   22.5	0:40.412 17.9   22.4	1

These results are provisional until the conclusion of any judicial and technical inquires.

Estering (952m)

Published at...	Clerk of the Course Karsten NEY	Timekeeper Attila BOROS	
-----------------	------------------------------------	----------------------------	--

Printed: 10/1/2017 3:41:57 PM

Page 1 of 1



S1600

SS - 20

Official results

Pos.	No.	Driver Competitor/Entrant	Nat.	Car	Q1	Q2	Q3	Q4	Q Sum	Int. Pt.	SF1	SF2	Final	Ch. Pt.
1	6	Kasparas NAVICKAS Taurages Automobiliu Klubas VŠJ	LTU	Škoda Fabia	38 (6.) 3:03.394	50 (1.) 2:59.430	39 (5.) 2:55.449	42 (3.) 3:02.244	169	16	6 (1.) 4:18.959		8 (1.) 4:11.973	30
2	11	Jussi-Petteri LEPPihalme Set Promotion	FIN	Renault Twingo	39 (5.) 3:03.379	20 (21.) DNF	45 (2.) 2:54.674	50 (1.) 3:00.420	154	13		6 (1.) 4:18.146	5 (2.) 4:13.453	24
3	17	Artis BAUMANIS Volland Racing Kft.	LVA	Škoda Fabia	42 (3.) 3:01.694	39 (5.) 3:01.061	37 (7.) 2:57.487	45 (2.) 3:01.494	163	14	4 (3.) 4:21.288		4 (3.) 4:15.645	22
4	10	Janno LIGUR Ligur Racing	EST	Škoda Fabia	33 (11.) 3:06.893	42 (3.) 2:59.953	36 (8.) 2:57.806	36 (8.) 3:05.037	147	11		5 (2.) 4:18.530	3 (4.) 4:17.050	19
5	16	Josef ŠUSTA Josef Šusta	CZE	Škoda Fabia	37 (7.) 3:04.363	31 (13.) 3:03.556	42 (3.) 2:54.852	39 (5.) 3:03.203	149	12	5 (2.) 4:20.791		2 (5.) 4:17.917	19
6	23	Krisztián SZABÓ Volland Racing Kft.	HUN	Škoda Fabia	45 (2.) 3:01.434	45 (2.) 2:59.658	34 (10.) 2:58.173	40 (4.) 3:02.855	164	15		4 (3.) 4:19.079	1 (6.) 4:18.190	20
7	5	Ondrej SMETANA LS Racing Czech National Team	CZE	Ford Fiesta	40 (4.) 3:01.922	40 (4.) 3:00.668	32 (12.) 2:58.264	33 (11.) 3:06.367	145	10	2 (5.) 4:23.551			12
8	66	Václav VEVERKA Veverka Czech National Team	CZE	Peugeot 208	36 (8.) 3:04.950	32 (12.) 3:03.547	35 (9.) 2:58.119	38 (6.) 3:03.290	141	9		3 (4.) 4:24.571		12
9	2	Ulrik LINNEMANN Ulrik Linnemann	DNK	Peugeot 208	50 (1.) 2:59.459	20 (22.) DNF	50 (1.) 2:53.772	20 (22.) DNF	140	8	1 (6.) +6 LAP			9
10	20	Siim SALURI RS Racing Team	EST	Renault Twingo	34 (10.) 3:06.296	33 (11.) 3:02.733	31 (13.) 2:58.440	32 (12.) 3:06.393	130	6	3 (4.) 4:21.647			9
11	3	Pavel VIMMER Diana Czech National Team	CZE	Škoda Fabia	35 (9.) 3:05.765	38 (6.) 3:01.271	30 (14.) 2:59.301	34 (10.) 3:05.801	137	7		1 (6.) 4:42.425		8
12	89	Timur SHIGABOUTDINOV Set Promotion	RUS	Renault Twingo	23 (21.) 3:18.551	37 (7.) 3:01.584	40 (4.) 2:54.915	29 (15.) 3:10.339	129	4		2 (5.) 4:27.062		6
13	34	Juris SPIKIS TT Motorsport	LVA	Renault Twingo	27 (17.) 3:11.360	29 (15.) 3:05.618	38 (6.) 2:57.131	35 (9.) 3:05.277	129	5				5
14	72	Sven SEELIGER Sven Seeliger	DEU	Ford Fiesta	32 (12.) 3:07.820	34 (10.) 3:02.456	27 (17.) 3:01.214	31 (13.) 3:08.115	124	3				3
15	15	Gergely MARTON Volland Racing Kft.	HUN	Škoda Fabia	31 (13.) 3:08.739	20 (23.) DNF	33 (11.) 2:58.228	37 (7.) 3:04.396	121	2				2
16	52	Marcell KOVACS TQS Hungary Kft.	HUN	Suzuki Swift	30 (14.) 3:09.292	35 (9.) 3:01.897	29 (15.) 2:59.865	25 (19.) 3:16.189	119	1				1
17	33	Arnis ODINS TT Motorsport	LVA	Renault Twingo	28 (16.) 3:10.918	36 (8.) 3:01.792	20 (22.) DNF	28 (16.) 3:10.436	112	0				0
18	9	Zdenek KUCERA Zdenek Kucera	CZE	Škoda Fabia	25 (19.) 3:13.384	24 (20.) 3:09.475	28 (16.) 3:00.642	27 (17.) 3:12.618	104	0				0
19	80	Lars-Christian ROSLAND Lars Christian Lote Rosland	NOR	Opel Corsa	20 (22.) DNF	27 (17.) 3:06.572	25 (19.) 3:03.964	30 (14.) 3:08.951	102	0				0
20	51	Marius BERMINGRUD Marius Bermingrud	NOR	Citroën C2	29 (15.) 3:10.655	28 (16.) 3:06.148	23 (21.) 3:05.619	20 (21.) DNF	100	0				0
21	50	Marcel SNOEIJERS Marcel Snoeijers	NLD	Renault Mégane	26 (18.) 3:12.024	26 (18.) 3:07.666	20 (23.) DNF	26 (18.) 3:13.390	98	0				0
22	30	Marcel SUCHÝ Jihocesky Autoklub V ACR	CZE	Peugeot 207	24 (20.) 3:15.347	25 (19.) 3:08.396	24 (20.) 3:05.129	24 (20.) 3:16.354	97	0				0

Estering (952m)

Published at...	Steward Mr. Ludek KOPECKY	Steward Mr. Trond BAKKOM	Steward Mr. Franz-Josef MOORMANN	
-----------------	------------------------------	-----------------------------	-------------------------------------	--

Page 1 of 2

S1600

SS - 20

Official results

Pos.	No.	Driver Competitor/Entrant	Nat.	Car	Q1	Q2	Q3	Q4	Q Sum	Int. Pt.	SF1	SF2	Final	Ch. Pt.
23	12	Daniel NIELSEN Ulrik Linnemann	DNK	Peugeot 208	20 (23.) DNF	30 (14.) 3:05.501	26 (18.) 3:03.544	0 (23.) DNS	76	0				0

Reprimand: #50

Estering (952m)

Published at...	Steward Mr. Ludek KOPECKY	Steward Mr. Trond BAKKOM	Steward Mr. Franz-Josef MOORMANN	
-----------------	------------------------------	-----------------------------	-------------------------------------	--

Page 2 of 2

S1600

Provisional Championship standing Super 1600

Pos.	No.	Driver	Nat.	Car	PRT	BEL	SWE	FRA	LVA	DEU	Rep.	Pen.	Ch. Pt
1	23	Krisztián SZABÓ	HUN	Škoda Fabia	26 2	15 8	19 2	30 1	27 1	20 6	0		137
2	17	Artis BAUMANIS	LVA	Škoda Fabia	20 3	24 5	29 1	17 5	15 8	22 3	2		127
3	11	Jussi-Petteri LEPPihalme	FIN	Renault Twingo	21 6	23 3	20 5	10 9	23 3	24 2	0		121
4	6	Kasparas NAVICKAS	LTU	Škoda Fabia	22 4	28 1	12 8	0 24	18 7	30 1	0		110
5	2	Ulrik LINNEMANN	DNK	Peugeot 208	27 1	18 6	9 11	23 3	7 12	9 9	0		93
6	10	Janno LIGUR	EST	Škoda Fabia	10 8	16 2	21 3	7 11	19 4	19 4	0		92
7	89	Timur SHIGABOUTDINOV	RUS	Renault Twingo	18 5	17 4	25 4	10 8	12 9	6 12	2		88
8	16	Josef ŠUSTA	CZE	Škoda Fabia	0 19	8 11	12 9	15 7	4 13	19 5	2		58
9	15	Gergely MARTON	HUN	Škoda Fabia	7 11	3 14	12 6	17 4	13 6	2 15	0		54
10	5	Ondrej SMETANA	CZE	Ford Fiesta	13 7	11 9	7 12	2 15	8 11	12 7	0		53
11	14	Rokas BACIUSKA	LTU	Skoda Fabia				19 6	25 2		0		44
12	66	Václav VEVERKA	CZE	Peugeot 208	7 12	6 12	3 14	0 31	2 15	12 8	0		30
13	37	Jimmy TERPEREAU	FRA	Citroën C2	4 13	16 7	9 10	0 18	0 18		1		29
14	75	Maximilien EVENO	FRA	Citroën C2				26 2			0		26
15	34	Juris SPIKIS	LVA	Renault Twingo		8 10	0 19		12 5	5 13	0		25
16	3	Pavel VIMMER	CZE	Škoda Fabia	10 9	0 20	0 17	7 12	0 20	8 11	0		25
17	20	Siim SALURI	EST	Renault Twingo	10 10	4 13	0 21	1 16	0 21	9 10	0		24
18	8	Espen ISAKSATRE	NOR	Peugeot 208			16 7		0 17		0		16
19	33	Arnis ODINS	LVA	Renault Twingo			2 15		11 10	0 17	0		13
20	36	Enzo LIBNER	FRA	Renault Twingo				10 10			0		10
21	4	Anders-Bjorland HANSEN	NOR	Volkswagen Polo	0 21	2 15	4 13	3 14	1 16		0		10
22	41	Julien HARDONNIERE	FRA	Suzuki Swift				4 13			0		4
23	9	Zdenek KUCERA	CZE	Škoda Fabia	3 14	0 19	0 24	0 23	0 19	0 18	0		3
24	72	Sven SEELIGER	DEU	Ford Fiesta		0 18				3 14	0		3
25	46	Martinš LAPINŠ	LVA	Renault Twingo					3 14		0		3

S1600

Provisional Championship standing Super 1600

Pos.	No.	Driver	Nat.	Car	PRT	BEL	SWE	FRA	LVA	DEU	Rep.	Pen.	Ch. Pt
26	73	Rudolf SCHAFFER	FRA	Peugeot 208	2 15	1 16		0 22			0		3
27	80	Lars-Christian ROSLAND	NOR	Opel Corsa	0 20	0 17	1 16	0 19	0 25	0 19	1		1
28	18	SZIJJ "JOLLY" Zsolt	HUN	Škoda Fabia	1 16	0 24	0 18				0		1
29	52	Marcell KOVACS	HUN	Suzuki Swift						1 16	0		1
30	76	Mário BARBOSA	PRT	Ford Fiesta	0 17	0 21		0 21			0		0
31	25	Damien MEUNIER	FRA	Citroën C2				0 17			0		0
32	77	Mário TEIXEIRA	PRT	Ford Fiesta	0 18						0		0
33	97	Ada Marie HVAAL	NOR	Citroën C2		0 25	0 20				0		0
34	51	Marius BERMINGRUD	NOR	Citroën C2						0 20	0		0
35	27	Patrice DURAND	FRA	Škoda Fabia				0 20			0		0
36	50	Marcel SNOEIJERS	NLD	Renault Mégane					0 27	0 21	1		0
37	29	Arvo KASK	EST	Ford Ka			0 22		0 22		1		0
38	30	Marcel SUCHÝ	CZE	Peugeot 207			0 23	0 27	0 26	0 22	0		0
39	26	Nuno ARAÚJO	PRT	Citroën C2	0 22						0		0
40	13	Davy VAN DEN BRANDEN	BEL	Citroen DS3		0 22					0		0
41	47	Andre KURG	EST	Škoda Fabia				0 26	0 23		0		0
42	22	Hélder RIBEIRO	PRT	Citroën C2	0 23						0		0
43	12	Daniel NIELSEN	DNK	Peugeot 208						0 23	0		0
44	94	Nick VANALKEN	BEL	Volkswagen Polo		0 23					0		0
45	49	Edijs OŠS	LVA	Volkswagen Polo					0 24		1		0
46	28	Antonio SOUSA	PRT	Citroën DS3	0 24						0		0
47	43	Davide MEDICI	ITA	Alfa Romeo Mito				0 25			0		0
48	45	Max VERCELLI	ITA	Renault Clio		0 26					0		0
49	48	Attila MÓZER	HUN	Škoda Fabia					0 28		0		0
50	40	Gregory FOSSE	FRA	Peugeot 208				0 28			0		0

S1600

Provisional Championship standing Super 1600

Pos.	No.	Driver	Nat.	Car	PRT	BEL	SWE	FRA	LVA	DEU	Rep.	Pen.	Ch. Pt
51	35	Anthony JAN	FRA	Renault Clio				0 29			0		0
52	69	Luciano VISINTIN	ITA	Alfa Romeo Mito				0 30			0		0
53	39	Emmanuel MARTIN	FRA	Peugeot 208				0 32			0		0

Touringcar

TC - 01

List of starters

No.	Driver	Nat.	Competitor/Entrant	Car	Licence	Competitor Lic.
1	1 Ben-Philip GUNDERSEN	NOR	Ben-Philip Gundersen	Ford Fiesta	IRC30408	AN30408
2	2 David NORDGÅRD	NOR	David Nordgård	Ford Fiesta	IRAC33817	AN33817
3	3 Anders-Nymoen BRATEN	NOR	Anders Nymoen Braten	Ford Fiesta	IRAC39490	AN39490
4	4 Kjetil LARSEN	NOR	Bridgestone Motorsport	Ford Fiesta	IRC28671	570
5	5 Per-Magne RØYRÅS	NOR	Per-Magne Røyås	Mazda RX8	IRAC24593	AN24593
6	11 Steinar STOKKE	NOR	Steinar Stokke	Mazda RX8	IRAC23682	AN23682
7	17 Fredrik SALSTEN	SWE	Fredrik Salsten	Citroën DS3	198809254892	198809254892
8	28 Ralf EVERS	DEU	Ralf Evers	BMW E87	IC1076435	IC1076435
9	77 Steve VOLDERS	BEL	Trommelke	Ford Fiesta	439765	906038
10	83 Sören HEDLUND	SWE	Sören Hedlund	Toyota Auris	198310130110	198310130110
11	90 Lars-Øivind ENERBERG	NOR	Lars Øivind Enerberg	Ford Fiesta	IRAC37027	AN37027
12	95 Philip GEHRMAN	SWE	Bridgestone Motorsport	Ford Fiesta	199510252811	570

12 drivers

These results are provisional until the conclusion of any judicial and technical inquiries.

Estering (952m)

Published at...	Clerk of the Course Karsten NEY 	Timekeeper Attila BOROS 	
-----------------	--	--	---

Printed: 9/29/2017 5:07:31 PM

Page 1 of 1

Touringcar

TC - 03

Free Practice 1

Ranking

Pos.	No.	Driver	Competitor/Entrant	Nat.	Car	Best lap	Diff	Laps
1	1	Ben-Philip GUNDERSEN	Ben-Philip Gundersen	NOR	Ford Fiesta	0:42.329		9
2	2	David NORDGÅRD	David Nordgård	NOR	Ford Fiesta	0:42.393	0:00.064	9
3	3	Anders-Nymoen BRATEN	Anders Nymoen Braten	NOR	Ford Fiesta	0:42.677	0:00.348	14
4	77	Steve VOLDERS	Trommelke	BEL	Ford Fiesta	0:43.179	0:00.850	14
5	83	Sören HEDLUND	Sören Hedlund	SWE	Toyota Auris	0:43.255	0:00.926	9
6	11	Steinar STOKKE	Steinar Stokke	NOR	Mazda RX8	0:43.305	0:00.976	9
7	95	Philip GEHRMAN	Bridgestone Motorsport	SWE	Ford Fiesta	0:43.390	0:01.061	9
8	4	Kjetil LARSEN	Bridgestone Motorsport	NOR	Ford Fiesta	0:43.481	0:01.152	9
9	90	Lars-Øivind ENERBERG	Lars Øivind Enerberg	NOR	Ford Fiesta	0:43.805	0:01.476	9
10	17	Fredrik SALSTEN	Fredrik Salsten	SWE	Citroën DS3	0:44.221	0:01.892	9
11	5	Per-Magne RØYRÅS	Per-Magne Røyrås	NOR	Mazda RX8	0:45.346	0:03.017	9
12	28	Ralf EVERS	Ralf Evers	DEU	BMW E87	0:50.312	0:07.983	8

Total:12 Drivers included DNS: 0 ,DNF: 0 , EXC: 0

These results are provisional until the conclusion of any judicial and technical inquiries.

Estering (952m)

Published at...	Clerk of the Course Karsten NEY	Timekeeper Attila BOROS	
-----------------	------------------------------------	----------------------------	--

Printed: 9/30/2017 10:19:02 AM

Page 1 of 4

Touringcar

TC - 03

Free Practice 1

Lap Times

1. 1 Ben-Philip GUNDERSEN NOR Ford Fiesta				
Lap	Laptime	Sector 1	Sector 2	Time of day
1.	00:46.264	18.5	27.6	09:06:31.799
2.	00:43.259	18.8	24.3	09:07:15.058
3.	00:42.329	18.2	24.0	09:07:57.387
4.	00:42.805	18.5	24.2	09:08:40.192
5.	24:56.898	00.0	00.0	09:33:37.090
6.	00:42.850	18.6	24.2	09:34:19.940
7.	00:43.252	18.7	24.5	09:35:03.192
8.	00:43.511	18.6	24.8	09:35:46.703
9.	00:46.796	18.8	27.9	09:36:33.499

2. 2 David NORDGÅRD NOR Ford Fiesta				
Lap	Laptime	Sector 1	Sector 2	Time of day
1.	00:44.237	19.1	25.1	09:06:41.339
2.	00:42.679	18.4	24.2	09:07:24.018
3.	00:42.393	18.4	23.9	09:08:06.411
4.	00:47.594	18.6	28.9	09:08:54.005
5.	43:03.556	00.0	00.0	09:51:57.561
6.	00:47.302	19.1	28.2	09:52:44.863
7.	00:44.257	19.4	24.8	09:53:29.120
8.	00:43.912	18.7	25.1	09:54:13.032
9.	00:43.896	18.8	25.0	09:54:56.928

3. 3 Anders-Nymoen BRATEN NOR Ford Fiesta				
Lap	Laptime	Sector 1	Sector 2	Time of day
1.	00:45.023	19.3	25.6	09:01:53.594
2.	00:43.211	18.3	24.9	09:02:36.805
3.	00:42.677	18.1	24.5	09:03:19.482
4.	00:46.290	18.6	27.6	09:04:05.772
5.	29:14.186	00.0	00.0	09:33:19.958
6.	00:47.928	19.4	28.4	09:34:07.886
7.	00:47.359	19.6	27.6	09:34:55.245
8.	00:44.908	20.0	24.8	09:35:40.153
9.	00:44.183	19.0	25.0	09:36:24.336
10.	15:39.603	00.0	00.0	09:52:03.939
11.	00:44.127	19.0	25.0	09:52:48.066
12.	00:43.554	18.6	24.9	09:53:31.620
13.	00:43.998	18.9	25.0	09:54:15.618
14.	00:47.389	19.3	28.0	09:55:03.007

4. 77 Steve VOLDERS BEL Ford Fiesta				
Lap	Laptime	Sector 1	Sector 2	Time of day
1.	00:44.609	18.7	25.8	09:01:41.725
2.	00:43.730	18.4	25.2	09:02:25.455
3.	00:43.179	18.2	24.9	09:03:08.634
4.	00:43.372	18.5	24.8	09:03:52.006
5.	29:22.699	00.0	00.0	09:33:14.705
6.	00:43.964	18.7	25.2	09:33:58.669

These results are provisional until the conclusion of any judicial and technical inquires.

Estering (952m)

Published at...	Clerk of the Course Karsten NEY	Timekeeper Attila BOROS	
-----------------	------------------------------------	----------------------------	--



Touringcar

TC - 03

Free Practice 1

7.	00:43.678	18.6	24.9	09:34:42.347
8.	00:46.282	18.6	27.5	09:35:28.629
9.	00:50.768	20.2	30.5	09:36:19.397
10.	15:48.368	00.0	00.0	09:52:07.765
11.	00:44.270	18.9	25.2	09:52:52.035
12.	00:44.157	18.9	25.1	09:53:36.192
13.	00:47.530	18.9	28.5	09:54:23.722
14.	00:45.333	20.1	25.1	09:55:09.055

5. 83 Sören HEDLUND SWE Toyota Auris				
Lap	Laptime	Sector 1	Sector 2	Time of day
1.	00:48.410	19.3	29.0	09:06:42.027
2.	00:44.405	19.3	25.0	09:07:26.432
3.	00:43.583	18.7	24.8	09:08:10.015
4.	00:43.255	18.5	24.7	09:08:53.270
5.	42:42.309	00.0	00.0	09:51:35.579
6.	00:45.385	19.4	25.9	09:52:20.964
7.	00:49.128	19.1	30.0	09:53:10.092
8.	00:46.157	20.1	25.9	09:53:56.249
9.	00:45.734	19.6	26.0	09:54:41.983

6. 11 Steinar STOKKE NOR Mazda RX8				
Lap	Laptime	Sector 1	Sector 2	Time of day
1.	00:44.670	18.6	26.0	09:02:03.987
2.	00:48.306	20.2	28.0	09:02:52.293
3.	00:44.039	18.8	25.1	09:03:36.332
4.	00:43.524	18.4	25.0	09:04:19.856
5.	29:03.845	00.0	00.0	09:33:23.701
6.	00:43.305	18.5	24.7	09:34:07.006
7.	00:43.568	18.5	24.9	09:34:50.574
8.	00:48.341	18.5	29.7	09:35:38.915
9.	00:44.200	19.3	24.8	09:36:23.115

7. 95 Philip GEHRMAN SWE Ford Fiesta				
Lap	Laptime	Sector 1	Sector 2	Time of day
1.	00:45.653	19.4	26.2	09:01:59.361
2.	00:49.282	24.0	25.2	09:02:48.643
3.	00:44.094	19.2	24.7	09:03:32.737
4.	00:50.378	18.4	31.9	09:04:23.115
5.	29:05.730	00.0	00.0	09:33:28.845
6.	00:43.759	18.9	24.8	09:34:12.604
7.	00:43.390	18.7	24.6	09:34:55.994
8.	00:46.501	18.9	27.5	09:35:42.495
9.	00:44.438	19.6	24.7	09:36:26.933

8. 4 Kjetil LARSEN NOR Ford Fiesta				
Lap	Laptime	Sector 1	Sector 2	Time of day
1.	00:50.566	22.6	27.9	09:06:55.982
2.	00:44.446	19.8	24.5	09:07:40.428
3.	00:43.481	19.1	24.3	09:08:23.909
4.	00:43.840	19.0	24.7	09:09:07.749
5.	42:31.894	00.0	00.0	09:51:39.643

These results are provisional until the conclusion of any judicial and technical inquiries.

Estering (952m)

Published at...	Clerk of the Course Karsten NEY	Timekeeper Attila BOROS	
-----------------	------------------------------------	----------------------------	--

Touringcar

TC - 03

Free Practice 1

6.	00:50.155	19.3	30.7	09:52:29.798
7.	00:46.277	20.6	25.6	09:53:16.075
8.	00:45.174	19.7	25.4	09:54:01.249
9.	00:48.613	19.8	28.7	09:54:49.862

9. 90 Lars-Øivind ENERBERG NOR Ford Fiesta				
Lap	Laptime	Sector 1	Sector 2	Time of day
1.	00:46.966	18.9	27.9	09:06:36.327
2.	00:44.366	19.5	24.8	09:07:20.693
3.	00:43.805	18.7	25.0	09:08:04.498
4.	00:43.852	18.6	25.2	09:08:48.350
5.	42:56.888	00.0	00.0	09:51:45.238
6.	00:45.695	20.1	25.5	09:52:30.933
7.	00:44.521	19.2	25.3	09:53:15.454
8.	00:47.839	19.6	28.2	09:54:03.293
9.	00:44.845	20.0	24.8	09:54:48.138

10. 17 Fredrik SALSTEN SWE Citroën DS3				
Lap	Laptime	Sector 1	Sector 2	Time of day
1.	00:45.202	19.4	25.7	09:01:45.895
2.	00:44.221	18.9	25.2	09:02:30.116
3.	00:46.415	18.7	27.7	09:03:16.531
4.	00:45.524	20.1	25.3	09:04:02.055
5.	29:09.000	00.0	00.0	09:33:11.055
6.	00:45.050	19.5	25.5	09:33:56.105
7.	00:44.471	19.3	25.1	09:34:40.576
8.	00:47.673	19.3	28.3	09:35:28.249
9.	00:45.324	19.7	25.5	09:36:13.573

11. 5 Per-Magne RØYRÅS NOR Mazda RX8				
Lap	Laptime	Sector 1	Sector 2	Time of day
1.	00:45.609	19.6	25.9	09:06:56.781
2.	00:46.101	21.1	24.9	09:07:42.882
3.	00:48.503	19.5	28.9	09:08:31.385
4.	00:45.346	19.9	25.3	09:09:16.731
5.	42:35.281	00.0	00.0	09:51:52.012
6.	00:45.731	19.8	25.9	09:52:37.743
7.	00:45.861	19.7	26.1	09:53:23.604
8.	00:45.518	19.7	25.8	09:54:09.122
9.	00:46.253	19.8	26.3	09:54:55.375

12. 28 Ralf EVERS DEU BMW E87				
Lap	Laptime	Sector 1	Sector 2	Time of day
1.	00:57.617	23.7	33.9	09:02:02.799
2.	00:53.835	24.5	29.2	09:02:56.634
3.	00:50.312	21.8	28.4	09:03:46.946
4.	00:53.626	21.7	31.9	09:04:40.572
5.	28:53.561	00.0	00.0	09:33:34.133
6.	00:52.181	23.1	29.0	09:34:26.314
7.	00:52.251	22.0	30.1	09:35:18.565
8.	00:59.488	23.8	35.6	09:36:18.053

These results are provisional until the conclusion of any judicial and technical inquiries.

Estering (952m)

Published at...	Clerk of the Course Karsten NEY	Timekeeper Attila BOROS	
-----------------	------------------------------------	----------------------------	--

Touringcar

TC - 02

Provisional Grid Sheet for Q 1 by the draw (Right Pole)

P5	P4	P3	P2	POLE			
<b>Race 1</b>							
		17	3	28	<b>R1</b>	28	Ralf EVERS DEU
						3	Anders-Nymoen BRATEN NOR
						17	Fredrik SALSTEN SWE
<b>Race 2</b>							
	77	4	2	83	<b>R2</b>	83	Sören HEDLUND SWE
						2	David NORDGÅRD NOR
						4	Kjetil LARSEN NOR
						77	Steve VOLDERS BEL
<b>Race 3</b>							
11	1	95	90	5	<b>R3</b>	5	Per-Magne RØYRÅS NOR
						90	Lars-Øivind ENERBERG NOR
						95	Philip GEHRMAN SWE
						1	Ben-Philip GUNDERSEN NOR
						11	Steinar STOKKE NOR

These results are provisional until the conclusion of any judicial and technical inquiries.

Estering (952m)

Published at...	Clerk of the Course Karsten NEY	Timekeeper Attila BOROS	
-----------------	------------------------------------	----------------------------	--

Printed: 9/29/2017 3:02:04 PM

Page 1 of 1

Touringcar

TC - 04

Result of Q 1

Pos.	No.	Driver Competitor/Entrant	Nat./Car	Total Tm Laps/Jok/Race	Gap Penalty	Lap0	Lap1 S1   S2	Lap2 S1   S2	Lap3 S1   S2	Lap4 S1   S2	Pts.
1	2	David NORDGÅRD David Nordgård	NOR Ford Fiesta	3:06.088 4/1 R2	-	0:07.474	0:44.654 18.8   25.8	0:44.647 18.7   25.9	0:43.511 18.5   24.9	0:45.802 18.6   27.1	50
2	3	Anders-Nymoen BRATEN Anders Nymoen Braten	NOR Ford Fiesta	3:06.482 4/1 R1	0:00.394 -	0:07.721	0:44.893 19.0   25.8	0:44.082 18.8   25.2	0:43.779 18.8   24.9	0:46.007 18.8   27.1	45
3	77	Steve VOLDERS Trommelke	BEL Ford Fiesta	3:07.609 4/1 R2	0:01.521 -	0:07.507	0:46.400 20.1   26.2	0:44.352 18.5   25.7	0:43.709 18.7   24.9	0:45.641 18.7   26.8	42
4	1	Ben-Philip GUNDERSEN Ben-Philip Gundersen	NOR Ford Fiesta	3:09.794 4/1 R3	0:03.706 -	0:07.365	0:49.314 21.0   28.2	0:44.624 19.6   24.9	0:44.775 19.3   25.3	0:43.716 19.0   24.6	40
5	90	Lars-Øivind ENERBERG Lars Øivind Enerberg	NOR Ford Fiesta	3:10.456 4/1 R3	0:04.368 -	0:07.840	0:50.847 22.3   28.4	0:44.716 19.6   25.0	0:43.823 19.1   24.6	0:43.230 18.7   24.5	39
6	95	Philip GEHRMAN Bridgestone Motorsport	SWE Ford Fiesta	3:10.548 4/1 R3	0:04.460 -	0:07.381	0:46.184 20.7   25.4	0:44.384 19.3   25.0	0:44.454 19.0   25.3	0:48.145 19.6   28.5	38
7	11	Steinar STOKKE Steinar Stokke	NOR Mazda RX8	3:12.330 4/1 R3	0:06.242 -	0:07.613	0:47.887 21.4   26.4	0:45.049 19.5   25.5	0:46.969 19.3   27.6	0:44.812 19.6   25.1	37
8	83	Sören HEDLUND Sören Hedlund	SWE Toyota Auris	3:13.514 4/1 R2	0:07.426 -	0:08.115	0:50.242 20.3   29.8	0:45.748 20.0   25.7	0:44.932 19.4   25.5	0:44.477 19.3   25.1	36
9	4	Kjetil LARSEN Bridgestone Motorsport	NOR Ford Fiesta	3:14.745 4/2 R2	0:08.657 -	0:07.864	0:46.537 19.3   27.2	0:46.477 19.8   26.6	0:48.838 19.8   29.0	0:45.029 19.7   25.3	35
10	17	Fredrik SALSTEN Fredrik Salsten	SWE Citroën DS3	3:19.409 4/1 R1	0:13.321 -	0:08.207	0:45.329 19.3   25.9	0:44.889 19.4   25.4	0:45.975 19.2   26.7	0:55.009 19.7   35.2	34
11	28	Ralf EVERS Ralf Evers	DEU BMW E87	3:32.824 4/1 R1	0:26.736 -	0:09.154	0:49.310 21.1   28.1	0:51.340 21.8   29.4	0:49.845 21.4   28.4	0:53.175 21.8   31.3	33
12	5	Per-Magne RØYRÅS Per-Magne Røyrås	NOR Mazda RX8	3:47.483 4/1 R3	0:41.395 -	0:08.348	0:49.612 20.1   29.4	0:46.500 20.5   25.9	0:59.952 24.5   35.4	1:03.071 31.7   31.3	32

These results are provisional until the conclusion of any judicial and technical inquiries.

Estering (952m)

Published at...	Clerk of the Course Karsten NEY	Timekeeper Attila BOROS	
-----------------	------------------------------------	----------------------------	--

Printed: 9/30/2017 12:27:23 PM

Page 1 of 1

Touringcar

TC - 05

Provisional Grid Sheet for Q 2 (Right Pole)

P5	P4	P3	P2	POLE				
Race 1					R1	17	Fredrik SALSTEN	SWE
		5	28	17		28	Ralf EVERS	DEU
						5	Per-Magne RØYRÅS	NOR
Race 2					R2	95	Philip GEHRMAN	SWE
	4	83	11	95		11	Steinar STOKKE	NOR
						83	Sören HEDLUND	SWE
						4	Kjetil LARSEN	NOR
Race 3					R3	2	David NORDGÅRD	NOR
90	1	77	3	2		3	Anders-Nymoen BRATEN	NOR
						77	Steve VOLDERS	BEL
						1	Ben-Philip GUNDERSEN	NOR
						90	Lars-Øivind ENERBERG	NOR

These results are provisional until the conclusion of any judicial and technical inquiries.

Estering (952m)

Published at...	Clerk of the Course Karsten NEY	Timekeeper Attila BOROS	
-----------------	------------------------------------	----------------------------	--

Printed: 9/30/2017 12:29:10 PM

Page 1 of 1

Touringcar

TC - 06

Result of Q 2

Pos.	No.	Driver Competitor/Entrant	Nat./Car	Total Tm Laps/Jok/Race	Gap Penalty	Lap0	Lap1 S1   S2	Lap2 S1   S2	Lap3 S1   S2	Lap4 S1   S2	Pts.
1	3	Anders-Nymoen BRATEN Anders Nymoen Braten	NOR Ford Fiesta	2:59.224 4/1 R3	-	0:06.880	0:42.873 18.4   24.4	0:42.474 18.6   23.8	0:42.520 18.4   24.0	0:44.477 18.5   25.9	50
2	77	Steve VOLDERS Trommelke	BEL Ford Fiesta	3:00.192 4/1 R3	0:00.968 -	0:06.867	0:43.312 18.8   24.4	0:42.664 18.6   24.0	0:42.312 18.6   23.6	0:45.037 18.4   26.5	45
3	4	Kjetil LARSEN Bridgestone Motorsport	NOR Ford Fiesta	3:00.447 4/1 R1	0:01.223 -	0:07.225	0:42.900 18.4   24.4	0:42.804 18.8   23.9	0:42.797 18.7   24.0	0:44.721 18.7   26.0	42
4	2	David NORDGÅRD David Nordgård	NOR Ford Fiesta	3:01.061 4/1 R3	0:01.837 -	0:07.000	0:46.174 19.1   27.0	0:42.888 18.8   24.0	0:41.854 18.2   23.5	0:43.145 18.2   24.9	40
5	90	Lars-Øivind ENERBERG Lars Øivind Enerberg	NOR Ford Fiesta	3:01.812 4/1 R3	0:02.588 -	0:07.195	0:44.167 19.2   24.8	0:42.836 18.5   24.2	0:44.347 18.5   25.8	0:43.267 18.9   24.3	39
6	17	Fredrik SALSTEN Fredrik Salsten	SWE Citroën DS3	3:03.636 4/1 R1	0:04.412 -	0:07.195	0:46.146 19.1   27.0	0:44.108 19.4   24.6	0:43.134 18.7   24.3	0:43.053 18.7   24.3	38
7	11	Steinar STOKKE Steinar Stokke	NOR Mazda RX8	3:03.641 4/1 R2	0:04.417 -	0:06.957	0:43.447 18.6   24.8	0:45.970 18.6   27.2	0:44.387 19.4   24.9	0:42.880 18.4   24.3	37
8	1	Ben-Philip GUNDERSEN Ben-Philip Gundersen	NOR Ford Fiesta	3:03.987 4/1 R3	0:04.763 -	0:07.018	0:44.754 19.9   24.7	0:46.040 19.0   26.9	0:43.328 19.5   23.8	0:42.847 18.6   24.1	36
9	95	Philip GEHRMAN Bridgestone Motorsport	SWE Ford Fiesta	3:04.575 4/1 R2	0:05.351 -	0:07.434	0:46.497 19.9   26.5	0:43.542 19.3   24.1	0:43.814 19.0   24.7	0:43.288 18.9   24.3	35
10	83	Sören HEDLUND Sören Hedlund	SWE Toyota Auris	3:05.759 4/1 R2	0:06.535 -	0:07.363	0:44.041 19.3   24.6	0:43.427 19.0   24.4	0:46.263 18.9   27.2	0:44.665 19.9   24.7	34
11	28	Ralf EVERS Ralf Evers	DEU BMW E87	3:21.839 4/1 R1	0:22.615 -	0:08.423	0:48.669 21.3   27.3	0:47.487 20.7   26.7	0:47.198 20.6   26.5	0:50.062 20.6   29.3	33
DNS	5	Per-Magne RØYRÅS Per-Magne Røyrås	NOR Mazda RX8	- 0/0 R	-	-	-	-	-	-	0

These results are provisional until the conclusion of any judicial and technical inquires.

Estering (952m)

Published at...	Clerk of the Course Karsten NEY 	Timekeeper Attila BOROS 	
-----------------	--	--	---

Printed: 9/30/2017 2:47:24 PM

Page 1 of 1

Touringcar

TC - 07

Result after Q 2

Pos.	No.	Driver Competitor/Entrant	Nat. Car Ch.	Q1	Q2	Q3	Q4	Q Sum	Int. Pt.	SF1	SF2	Final	Ch. Pt.	Ch Sum
1	3	Anders-Nymoen BRATEN Anders Nymoen Braten	NOR Ford Fiesta	45 (2.) 3:06.482	50 (1.) 2:59.224			95						
2	2	David NORDGÅRD David Nordgård	NOR Ford Fiesta	50 (1.) 3:06.088	40 (4.) 3:01.061			90						
3	77	Steve VOLDERS Trommelke	BEL Ford Fiesta	42 (3.) 3:07.609	45 (2.) 3:00.192			87						
4	90	Lars-Øivind ENERBERG Lars Øivind Enerberg	NOR Ford Fiesta	39 (5.) 3:10.456	39 (5.) 3:01.812			78						
5	4	Kjetil LARSEN Bridgestone Motorsport	NOR Ford Fiesta	35 (9.) 3:14.745	42 (3.) 3:00.447			77						
6	1	Ben-Philip GUNDERSEN Ben-Philip Gundersen	NOR Ford Fiesta	40 (4.) 3:09.794	36 (8.) 3:03.987			76						
7	11	Steinar STOKKE Steinar Stokke	NOR Mazda RX8	37 (7.) 3:12.330	37 (7.) 3:03.641			74						
8	95	Philip GEHRMAN Bridgestone Motorsport	SWE Ford Fiesta	38 (6.) 3:10.548	35 (9.) 3:04.575			73						
9	17	Fredrik SALSTEN Fredrik Salsten	SWE Citroën DS3	34 (10.) 3:19.409	38 (6.) 3:03.636			72						
10	83	Sören HEDLUND Sören Hedlund	SWE Toyota Auris	36 (8.) 3:13.514	34 (10.) 3:05.759			70						
11	28	Ralf EVERS Ralf Evers	DEU BMW E87	33 (11.) 3:32.824	33 (11.) 3:21.839			66						
12	5	Per-Magne RØYRÅS Per-Magne Røyrås	NOR Mazda RX8	32 (12.) 3:47.483	0 (12.) DNS			32						

12 drivers

These results are provisional until the conclusion of any judicial and technical inquiries.

Estering (952m)

Published at...	Clerk of the Course Karsten NEY 	Timekeeper Attila BOROS 	
-----------------	--	--	---

Printed: 9/30/2017 2:49:09 PM

Page 1 of 1

Touringcar

TC - 08

Provisional Grid Sheet for Q 3 (Right Pole)

P5	P4	P3	P2	POLE
Race 1				
		5	28	83
Race 2				
	95	1	11	17
Race 3				
90	2	4	77	3

R1

83 Sören HEDLUND SWE  
 28 Ralf EVERS DEU  
 5 Per-Magne RØYRÅS NOR

R2

17 Fredrik SALSTEN SWE  
 11 Steinar STOKKE NOR  
 1 Ben-Philip GUNDERSEN NOR  
 95 Philip GEHRMAN SWE

R3

3 Anders-Nymoen BRATEN NOR  
 77 Steve VOLDERS BEL  
 4 Kjetil LARSEN NOR  
 2 David NORDGÅRD NOR  
 90 Lars-Øivind ENERBERG NOR

These results are provisional until the conclusion of any judicial and technical inquiries.

Estering (952m)

Published at...	Clerk of the Course Karsten NEY	Timekeeper Attila BOROS	
-----------------	------------------------------------	----------------------------	--

Printed: 9/30/2017 2:51:02 PM

Page 1 of 1



Touringcar

TC - 09

Result of Q 3

Pos.	No.	Driver Competitor/Entrant	Nat./Car	Total Tm Laps/Jok/Race	Gap Penalty	Lap0	Lap1 S1   S2	Lap2 S1   S2	Lap3 S1   S2	Lap4 S1   S2	Pts.
1	1	Ben-Philip GUNDERSEN Ben-Philip Gundersen	NOR Ford Fiesta	<b>2:56.914</b> 4/1 R2	-	0:06.686	0:42.380 18.7   23.5	0:41.620 18.4   23.2	0:41.913 18.5   23.3	<u>0:44.315</u> 18.5   25.7	50
2	3	Anders-Nymoen BRATEN Anders Nymoen Braten	NOR Ford Fiesta	<b>2:56.995</b> 4/1 R3	0:00.081 -	0:06.509	0:42.120 18.3   23.7	0:42.083 18.6   23.4	0:41.932 18.4   23.4	<u>0:44.351</u> 18.4   25.9	45
3	90	Lars-Øivind ENERBERG Lars Øivind Enerberg	NOR Ford Fiesta	<b>2:57.531</b> 4/1 R3	0:00.617 -	0:06.574	0:42.970 18.6   24.3	<u>0:44.118</u> 18.6   25.5	0:42.178 18.8   23.2	0:41.691 18.4   23.2	42
4	4	Kjetil LARSEN Bridgestone Motorsport	NOR Ford Fiesta	<b>2:59.885</b> 4/1 R3	0:02.971 -	0:07.083	<u>0:45.647</u> 19.6   26.0	0:42.958 19.1   23.8	0:42.301 18.5   23.7	0:41.896 18.3   23.5	40
5	95	Philip GEHRMAN Bridgestone Motorsport	SWE Ford Fiesta	<b>3:00.335</b> 4/1 R2	0:03.421 -	0:06.610	0:43.318 19.4   23.9	0:42.507 18.7   23.7	0:42.614 18.5   24.0	<u>0:45.286</u> 18.3   26.9	39
6	17	Fredrik SALSTEN Fredrik Salsten	SWE Citroën DS3	<b>3:00.974</b> 4/1 R2	0:04.060 -	0:06.871	<u>0:46.602</u> 19.4   27.1	0:42.731 19.2   23.4	0:42.663 18.4   24.2	0:42.107 18.3   23.7	38
7	11	Steinar STOKKE Steinar Stokke	NOR Mazda RX8	<b>3:01.260</b> 4/1 R2	0:04.346 -	0:07.151	0:44.732 19.6   25.1	0:42.230 18.2   23.9	0:42.379 18.3   23.9	<u>0:44.768</u> 18.1   26.6	37
8	83	Sören HEDLUND Sören Hedlund	SWE Toyota Auris	<b>3:02.382</b> 4/1 R1	0:05.468 -	0:07.436	0:43.295 19.0   24.2	0:43.065 18.6   24.3	0:43.024 18.6   24.3	<u>0:45.562</u> 18.9   26.6	36
9	5	Per-Magne RØYRÅS Per-Magne Røyrås	NOR Mazda RX8	<b>3:07.896</b> 4/1 R1	0:10.982 -	0:07.636	0:45.096 20.0   25.0	<u>0:45.907</u> 19.1   26.7	0:44.842 20.0   24.7	0:44.415 19.5   24.8	35
10	28	Ralf EVERS Ralf Evers	DEU BMW E87	<b>3:19.121</b> 4/1 R1	0:22.207 -	0:08.437	0:46.829 20.4   26.4	0:46.357 20.0   26.3	0:47.102 19.9   27.1	<u>0:50.396</u> 20.4   29.9	34
11	2	David NORDGÅRD David Nordgård	NOR Ford Fiesta	<b>3:31.183</b> 4/1 R3	0:34.269 -	0:06.535	0:55.329 28.1   27.2	0:47.036 20.5   26.5	<u>0:50.083</u> 20.9   29.1	0:52.200 23.2   28.9	33
12	77	Steve VOLDERS Trommelke	BEL Ford Fiesta	<b>3:00.611</b> 4/1 R3	0:34.697 -	0:06.850	<u>0:48.082</u> 22.0   26.0	0:41.751 18.5   23.2	0:42.478 17.9   24.5	0:41.450 17.7   23.7	32

#77 Position penalty (+6) Stewards dec. No. 3

These results are provisional until the conclusion of any judicial and technical inquires.

Estering (952m)

Published at...	Clerk of the Course Karsten NEY 	Timekeeper Attila BOROS 	
-----------------	--	--	---

Printed: 9/30/2017 5:27:04 PM

Page 1 of 1

Touringcar

TC - 10

Result after Q 3

Pos.	No.	Driver Competitor/Entrant	Nat. Car Ch.	Q1	Q2	Q3	Q4	Q Sum	Int. Pt.	SF1	SF2	Final	Ch. Pt.	Ch Sum
1	3	Anders-Nymoen BRATEN Anders Nymoen Braten	NOR Ford Fiesta	45 (2.) 3:06.482	50 (1.) 2:59.224	45 (2.) 2:56.995		140						
2	1	Ben-Philip GUNDERSEN Ben-Philip Gundersen	NOR Ford Fiesta	40 (4.) 3:09.794	36 (8.) 3:03.987	50 (1.) 2:56.914		126						
3	2	David NORDGÅRD David Nordgård	NOR Ford Fiesta	50 (1.) 3:06.088	40 (4.) 3:01.061	33 (11.) 3:31.183		123						
4	90	Lars-Øivind ENERBERG Lars Øivind Enerberg	NOR Ford Fiesta	39 (5.) 3:10.456	39 (5.) 3:01.812	42 (3.) 2:57.531		120						
5	77	Steve VOLDERS Trommelke	BEL Ford Fiesta	42 (3.) 3:07.609	45 (2.) 3:00.192	32 (12.) 3:00.611		119						
6	4	Kjetil LARSEN Bridgestone Motorsport	NOR Ford Fiesta	35 (9.) 3:14.745	42 (3.) 3:00.447	40 (4.) 2:59.885		117						
7	95	Philip GEHRMAN Bridgestone Motorsport	SWE Ford Fiesta	38 (6.) 3:10.548	35 (9.) 3:04.575	39 (5.) 3:00.335		112						
8	11	Steinar STOKKE Steinar Stokke	NOR Mazda RX8	37 (7.) 3:12.330	37 (7.) 3:03.641	37 (7.) 3:01.260		111						
9	17	Fredrik SALSTEN Fredrik Salsten	SWE Citroën DS3	34 (10.) 3:19.409	38 (6.) 3:03.636	38 (6.) 3:00.974		110						
10	83	Sören HEDLUND Sören Hedlund	SWE Toyota Auris	36 (8.) 3:13.514	34 (10.) 3:05.759	36 (8.) 3:02.382		106						
11	28	Ralf EVERS Ralf Evers	DEU BMW E87	33 (11.) 3:32.824	33 (11.) 3:21.839	34 (10.) 3:19.121		100						
12	5	Per-Magne RØYRÅS Per-Magne Røyrås	NOR Mazda RX8	32 (12.) 3:47.483	0 (12.) DNS	35 (9.) 3:07.896		67						

12 drivers

These results are provisional until the conclusion of any judicial and technical inquiries.

Estering (952m)

Published at...	Clerk of the Course Karsten NEY 	Timekeeper Attila BOROS 	
-----------------	--	--	---

Printed: 9/30/2017 5:29:28 PM

Page 1 of 1

Touringcar

TC - 12

Warm-up

-

Ranking

Pos.	No.	Driver	Competitor/Entrant	Nat.	Car	Best lap	Diff	Laps
1	95	Philip GEHRMAN	Bridgestone Motorsport	SWE	Ford Fiesta	<b>0:44.625</b>		1
2	2	David NORDGÅRD	David Nordgård	NOR	Ford Fiesta	<b>0:45.471</b>	0:00.846	1
3	90	Lars-Øivind ENERBERG	Lars Øivind Enerberg	NOR	Ford Fiesta	<b>0:46.210</b>	0:01.585	2
4	4	Kjetil LARSEN	Bridgestone Motorsport	NOR	Ford Fiesta	<b>0:46.271</b>	0:01.646	1
5	17	Fredrik SALSTEN	Fredrik Salsten	SWE	Citroën DS3	<b>0:46.682</b>	0:02.057	2
6	83	Sören HEDLUND	Sören Hedlund	SWE	Toyota Auris	<b>0:47.056</b>	0:02.431	2
7	28	Ralf EVERS	Ralf Evers	DEU	BMW E87	<b>0:54.552</b>	0:09.927	1
DNS	1	Ben-Philip GUNDERSEN	Ben-Philip Gundersen	NOR	Ford Fiesta	-	-	0
DNS	3	Anders-Nymoen BRATEN	Anders Nymoen Braten	NOR	Ford Fiesta	-	-	0
DNS	5	Per-Magne RØYRÅS	Per-Magne Røyrås	NOR	Mazda RX8	-	-	0
DNS	11	Steinar STOKKE	Steinar Stokke	NOR	Mazda RX8	-	-	0
DNS	77	Steve VOLDERS	Trommelke	BEL	Ford Fiesta	-	-	0

Total:12 Drivers included DNS: 5 ,DNF: 0 , EXC: 0

-  
-

These results are provisional until the conclusion of any judicial and technical inquiries.

Estering (952m)

Published at...	Clerk of the Course Karsten NEY	Timekeeper Attila BOROS	
-----------------	------------------------------------	----------------------------	--

Printed: 10/1/2017 9:41:45 AM

Page 1 of 2

Touringcar

TC - 12

Warm-up

Lap Times

<b>1.</b>	<b>95 Philip GEHRMAN</b>	<b>SWE</b>	<b>Ford Fiesta</b>		
Lap	Laptime	Sector 1	Sector 2	Time of day	
1.	00:44.625	18.8	25.7	09:18:30.728	
<b>2.</b>	<b>2 David NORDGÅRD</b>	<b>NOR</b>	<b>Ford Fiesta</b>		
Lap	Laptime	Sector 1	Sector 2	Time of day	
1.	00:45.471	19.1	26.3	09:18:45.028	
<b>3.</b>	<b>90 Lars-Øivind ENERBERG</b>	<b>NOR</b>	<b>Ford Fiesta</b>		
Lap	Laptime	Sector 1	Sector 2	Time of day	
1.	00:46.210	19.9	26.2	09:18:39.434	
2.	00:47.639	19.4	28.1	09:19:27.073	
<b>4.</b>	<b>4 Kjetil LARSEN</b>	<b>NOR</b>	<b>Ford Fiesta</b>		
Lap	Laptime	Sector 1	Sector 2	Time of day	
1.	00:46.271	20.1	26.1	09:18:52.234	
<b>5.</b>	<b>17 Fredrik SALSTEN</b>	<b>SWE</b>	<b>Citroën DS3</b>		
Lap	Laptime	Sector 1	Sector 2	Time of day	
1.	00:47.316	20.1	27.1	09:18:26.164	
2.	00:46.682	19.9	26.7	09:19:12.846	
<b>6.</b>	<b>83 Sören HEDLUND</b>	<b>SWE</b>	<b>Toyota Auris</b>		
Lap	Laptime	Sector 1	Sector 2	Time of day	
1.	00:47.056	20.0	26.9	09:18:29.736	
2.	00:50.487	19.6	30.7	09:19:20.223	
<b>7.</b>	<b>28 Ralf EVERS</b>	<b>DEU</b>	<b>BMW E87</b>		
Lap	Laptime	Sector 1	Sector 2	Time of day	
1.	00:54.552	23.2	31.3	09:19:04.242	
<b>DNS</b>	<b>1 Ben-Philip GUNDERSEN</b>	<b>NOR</b>	<b>Ford Fiesta</b>		
<b>DNS</b>	<b>3 Anders-Nymoen BRATEN</b>	<b>NOR</b>	<b>Ford Fiesta</b>		
<b>DNS</b>	<b>5 Per-Magne RØYRÅS</b>	<b>NOR</b>	<b>Mazda RX8</b>		
<b>DNS</b>	<b>11 Steinar STOKKE</b>	<b>NOR</b>	<b>Mazda RX8</b>		
<b>DNS</b>	<b>77 Steve VOLDERS</b>	<b>BEL</b>	<b>Ford Fiesta</b>		

These results are provisional until the conclusion of any judicial and technical inquiries.

Estering (952m)

Published at...	Clerk of the Course Karsten NEY	Timekeeper Attila BOROS	
-----------------	------------------------------------	----------------------------	--

Printed: 10/1/2017 9:41:45 AM

Page 2 of 2

Touringcar

TC - 11

Provisional Grid Sheet for Q 4 (Right Pole)

P5	P4	P3	P2	POLE			
<b>Race 1</b>							
		77	2	28	<b>R1</b>	28	Ralf EVERS DEU
						2	David NORDGÅRD NOR
						77	Steve VOLDERS BEL
<b>Race 2</b>							
	5	83	11	17	<b>R2</b>	17	Fredrik SALSTEN SWE
						11	Steinar STOKKE NOR
						83	Sören HEDLUND SWE
						5	Per-Magne RØYRÅS NOR
<b>Race 3</b>							
95	4	90	3	1	<b>R3</b>	1	Ben-Philip GUNDERSEN NOR
						3	Anders-Nymoen BRATEN NOR
						90	Lars-Øivind ENERBERG NOR
						4	Kjetil LARSEN NOR
						95	Philip GEHRMAN SWE

These results are provisional until the conclusion of any judicial and technical inquiries.

Estering (952m)

Published at...	Clerk of the Course Karsten NEY	Timekeeper Attila BOROS	
-----------------	------------------------------------	----------------------------	--

Printed: 10/1/2017 8:49:01 AM

Page 1 of 1

Touringcar

TC - 13

Result of Q 4

Pos.	No.	Driver Competitor/Entrant	Nat./Car	Total Tm Laps/Jok/Race	Gap Penalty	Lap0	Lap1 S1   S2	Lap2 S1   S2	Lap3 S1   S2	Lap4 S1   S2	Pts.
1	77	Steve VOLDERS Trommelke	BEL Ford Fiesta	3:08.180 4/1 R1	-	0:07.123	0:45.253 19.1   26.0	0:44.761 18.8   25.8	0:44.368 18.8   25.5	0:46.675 18.7   27.9	50
2	90	Lars-Øivind ENERBERG Lars Øivind Enerberg	NOR Ford Fiesta	3:08.681 4/1 R3	0:00.501 -	0:07.186	0:45.483 18.8   26.6	0:44.173 18.9   25.1	0:44.555 18.6   25.8	0:47.284 18.7   28.5	45
3	2	David NORDGÅRD David Nordgård	NOR Ford Fiesta	3:10.100 4/1 R1	0:01.920 -	0:07.419	0:47.832 19.3   28.4	0:45.391 19.8   25.5	0:44.642 18.8   25.7	0:44.816 18.9   25.8	42
4	3	Anders-Nymoen BRATEN Anders Nymoen Braten	NOR Ford Fiesta	3:10.761 4/1 R3	0:02.581 -	0:06.992	0:45.042 18.8   26.2	0:45.107 19.0   26.0	0:45.219 19.2   25.9	0:48.401 19.3   29.0	40
5	17	Fredrik SALSTEN Fredrik Salsten	SWE Citroën DS3	3:11.268 4/1 R2	0:03.088 -	0:07.375	0:45.938 19.4   26.4	0:45.100 19.1   25.9	0:47.055 19.0   27.9	0:45.800 19.7   26.0	39
6	95	Philip GEHRMAN Bridgestone Motorsport	SWE Ford Fiesta	3:12.340 4/1 R3	0:04.160 -	0:06.974	0:46.726 19.6   27.0	0:46.110 20.1   26.0	0:47.381 19.4   27.9	0:45.149 19.7   25.4	38
7	4	Kjetil LARSEN Bridgestone Motorsport	NOR Ford Fiesta	3:15.393 4/1 R3	0:07.213 -	0:07.477	0:47.637 20.0   27.6	0:49.282 19.4   29.7	0:45.713 20.2   25.4	0:45.284 19.2   26.0	37
8	5	Per-Magne RØYRÅS Per-Magne Røyrås	NOR Mazda RX8	3:18.157 4/1 R2	0:09.977 -	0:07.664	0:47.213 20.0   27.1	0:46.583 19.7   26.7	0:49.137 19.8   29.3	0:47.560 20.7   26.8	36
9	83	Sören HEDLUND Sören Hedlund	SWE Toyota Auris	3:18.985 4/1 R2	0:10.805 -	0:07.877	0:50.865 20.5   30.3	0:46.757 20.2   26.5	0:47.056 19.5   27.5	0:46.430 19.4   27.0	35
10	11	Steinar STOKKE Steinar Stokke	NOR Mazda RX8	3:29.943 4/1 R2	0:21.763 -	0:07.542	0:46.520 19.6   26.8	0:47.572 19.1   28.4	0:52.289 20.2   32.0	0:56.020 24.7   31.2	34
11	28	Ralf EVERS Ralf Evers	DEU BMW E87	3:30.811 4/1 R1	0:22.631 -	0:09.037	0:49.419 21.2   28.1	0:49.220 21.1   28.1	0:49.351 21.1   28.1	0:53.784 20.9   32.8	33
12	1	Ben-Philip GUNDERSEN Ben-Philip Gundersen	NOR Ford Fiesta	3:51.669 4/1 R3	0:43.489 -	0:07.562	0:48.933 19.4   29.5	0:57.332 19.8   37.5	0:57.644 23.8   33.7	1:00.198 25.3   34.8	32

These results are provisional until the conclusion of any judicial and technical inquiries.

Estering (952m)

Published at...	Clerk of the Course Karsten NEY	Timekeeper Attila BOROS	
-----------------	------------------------------------	----------------------------	--

Printed: 10/1/2017 10:51:30 AM

Page 1 of 1

Touringcar

TC - 14




Intermediate Classification

Pos.	No.	Driver Competitor/Entrant	Nat. Car	Q1	Q2	Q3	Q4	Q Sum	Int. Pt.	SF1	SF2	Final	Ch. Pt.
1	3	Anders-Nymoen BRATEN Anders Nymoen Braten	NOR Ford Fiesta	45 (2.) 3:06.482	50 (1.) 2:59.224	45 (2.) 2:56.995	40 (4.) 3:10.761	180	16				16
2	77	Steve VOLDERS Trommelke	BEL Ford Fiesta	42 (3.) 3:07.609	45 (2.) 3:00.192	32 (12.) 3:00.611	50 (1.) 3:08.180	169	15				15
3	90	Lars-Øivind ENERBERG Lars Øivind Enerberg	NOR Ford Fiesta	39 (5.) 3:10.456	39 (5.) 3:01.812	42 (3.) 2:57.531	45 (2.) 3:08.681	165	14				14
4	2	David NORDGÅRD David Nordgård	NOR Ford Fiesta	50 (1.) 3:06.088	40 (4.) 3:01.061	33 (11.) 3:31.183	42 (3.) 3:10.100	165	13				13
5	1	Ben-Philip GUNDERSEN Ben-Philip Gundersen	NOR Ford Fiesta	40 (4.) 3:09.794	36 (8.) 3:03.987	50 (1.) 2:56.914	32 (12.) 3:51.669	158	12				12
6	4	Kjetil LARSEN Bridgestone Motorsport	NOR Ford Fiesta	35 (9.) 3:14.745	42 (3.) 3:00.447	40 (4.) 2:59.885	37 (7.) 3:15.393	154	11				11
7	95	Philip GEHRMAN Bridgestone Motorsport	SWE Ford Fiesta	38 (6.) 3:10.548	35 (9.) 3:04.575	39 (5.) 3:00.335	38 (6.) 3:12.340	150	10				10
8	17	Fredrik SALSTEN Fredrik Salsten	SWE Citroën DS3	34 (10.) 3:19.409	38 (6.) 3:03.636	38 (6.) 3:00.974	39 (5.) 3:11.268	149	9				9
9	11	Steinar STOKKE Steinar Stokke	NOR Mazda RX8	37 (7.) 3:12.330	37 (7.) 3:03.641	37 (7.) 3:01.260	34 (10.) 3:29.943	145	8				8
10	83	Sören HEDLUND Sören Hedlund	SWE Toyota Auris	36 (8.) 3:13.514	34 (10.) 3:05.759	36 (8.) 3:02.382	35 (9.) 3:18.985	141	7				7
11	28	Ralf EVERS Ralf Evers	DEU BMW E87	33 (11.) 3:32.824	33 (11.) 3:21.839	34 (10.) 3:19.121	33 (11.) 3:30.811	133	6				6
12	5	Per-Magne RØYRÅS Per-Magne Røyrås	NOR Mazda RX8	32 (12.) 3:47.483	0 (12.) DNS	35 (9.) 3:07.896	36 (8.) 3:18.157	103	5				5

12 drivers

These results are provisional until the conclusion of any judicial and technical inquires.

Estering (952m)

Published at...	Clerk of the Course Karsten NEY 	Timekeeper Attila BOROS 	
-----------------	--	--	---

Printed: 10/1/2017 10:51:51 AM

Page 1 of 1

Touringcar

TC - 15

Notional joker time report

Official notional joker time for Semi finals and Final

Touringcar + 2.6 seconds

				Best	Joker	Diff
77	Steve VOLDERS Trommelke	BEL	Ford Fiesta	00:00:44.3680	00:00:46.6750	0:02.307
90	Lars-Øivind ENERBERG Lars Øivind Enerberg	NOR	Ford Fiesta	00:00:44.1730	00:00:47.2840	0:03.111
3	Anders-Nymoen BRATEN Anders Nymoen Braten	NOR	Ford Fiesta	00:00:45.1070	00:00:48.4010	0:03.294
17	Fredrik SALSTEN Fredrik Salsten	SWE	Citroën DS3	00:00:45.1000	00:00:47.0550	0:01.955
95	Philip GEHRMAN Bridgestone Motorsport	SWE	Ford Fiesta	00:00:45.1490	00:00:47.3810	0:02.232

These results are provisional until the conclusion of any judicial and technical inquiries.

Estering (952m)

Published at...	Clerk of the Course Karsten NEY 	Timekeeper Attila BOROS 	
-----------------	--	--	---

Printed: 10/1/2017 10:54:49 AM

Page 1 of 1



Touringcar

TC - 16

Provisional Grid for Semi-Finals

Semi-Final 1

Row 1

3	Anders-Nymoen BRATEN Anders Nymoen Braten	NOR	Ford Fiesta Touringcar
90	Lars-Øivind ENERBERG Lars Øivind Enerberg	NOR	Ford Fiesta Touringcar

Sporting Regulation 15.6.4 : If a Driver is unable to take his place in a Semi-Final (i.e. his car is unable to be driven under its own power to the starting grid), he will be substituted by the next qualifier (the highest placed Driver in the intermediate classification not already in the Semi-Finals). Any such substitute(s) will take the last place(s) on the grid with those ahead of them moving up to fill the place left by the non-starter(s).

Row 2

1	Ben-Philip GUNDERSEN Ben-Philip Gundersen	NOR	Ford Fiesta Touringcar
95	Philip GEHRMAN Bridgestone Motorsport	SWE	Ford Fiesta Touringcar

Row 3

11	Steinar STOKKE Steinar Stokke	NOR	Mazda RX8 Touringcar
28	Ralf EVERS Ralf Evers	DEU	BMW E87 Touringcar

Semi-Final 2

Row 1

77	Steve VOLDERS Trommelke	BEL	Ford Fiesta Touringcar
2	David NORDGÅRD David Nordgård	NOR	Ford Fiesta Touringcar

Row 2

4	Kjetil LARSEN Bridgestone Motorsport	NOR	Ford Fiesta Touringcar
17	Fredrik SALSTEN Fredrik Salsten	SWE	Citroën DS3 Touringcar

Row 3

83	Sören HEDLUND Sören Hedlund	SWE	Toyota Auris Touringcar
5	Per-Magne RØYRÅS Per-Magne Røyrås	NOR	Mazda RX8 Touringcar

Next qualifier (13- )

No more qualifiers

These results are provisional until the conclusion of any judicial and technical inquires.

Estering (952m)

Published at...	Clerk of the Course Karsten NEY	Timekeeper Attila BOROS	
-----------------	------------------------------------	----------------------------	--

Printed: 10/1/2017 10:55:38 AM

Page 1 of 1

Touringcar

TC - 17

Results of Semi-finals

Semi-final 1

Pos.	No.	Driver Competitor/Entrant	Nat.	Total Tm L / J	Gap	Lap0	Lap1 s1   s2	Lap 2 s1   s2	Lap3 s1   s2	Lap4 s1   s2	Lap 5 s1   s2	Lap 6 s1   s2	Cp.
1	3	Anders-Nymoen BRATEN Anders Nymoen Braten Ford Fiesta	NOR	4:23.160 6 / 1		0:06.542	0:43.156 18.3   24.7	0:42.183 18.2   23.9	0:41.965 18.0   23.9	0:42.414 18.1   24.2	0:41.564 18.0   23.5	0:45.336 18.0   27.3	6
2	1	Ben-Philip GUNDERSEN Ben-Philip Gundersen Ford Fiesta	NOR	4:25.165 6 / 1	0:02.005	0:06.809	0:43.803 18.9   24.8	0:45.897 18.6   27.2	0:43.156 19.4   23.6	0:41.933 18.4   23.4	0:41.505 18.3   23.2	0:42.062 18.3   23.7	5
3	95	Philip GEHRMAN Bridgestone Motorsport Ford Fiesta	SWE	4:25.367 6 / 1	0:02.207	0:06.596	0:43.584 18.7   24.8	0:42.569 18.3   24.2	0:42.555 18.3   24.1	0:42.008 17.9   24.0	0:42.226 18.3   23.9	0:45.829 18.2   27.6	4
4	90	Lars-Øivind ENERBERG Lars Øivind Enerberg Ford Fiesta	NOR	4:43.550 6 / 1	0:20.390	0:06.561	0:49.194 20.0   29.1	0:47.861 20.8   26.9	0:47.987 20.2   27.7	0:45.231 20.5   24.6	0:43.402 18.9   24.5	0:43.314 18.9   24.3	3
5	28	Ralf EVERS Ralf Evers BMW E87	DEU	5:02.231 6 / 1	0:39.071	0:08.251	0:50.794 20.0   30.7	0:47.365 20.8   26.5	0:46.515 19.8   26.6	0:53.444 20.3   33.1	0:48.795 22.6   26.0	0:47.067 20.4   26.5	2
6	11	Steinar STOKKE Steinar Stokke Mazda RX8	NOR	0:00.000 0 / 0	+6 LAP								1

Semi-final 2

Pos.	No.	Driver Competitor/Entrant	Nat.	Total Tm L / J	Gap	Lap0	Lap1 s1   s2	Lap 2 s1   s2	Lap3 s1   s2	Lap4 s1   s2	Lap5 s1   s2	Lap6 s1   s2	Cp.
1	4	Kjetil LARSEN Bridgestone Motorsport Ford Fiesta	NOR	4:25.339 6 / 1		0:06.861	0:42.524 18.6   23.8	0:45.795 18.9   26.8	0:43.029 19.2   23.7	0:42.577 18.4   24.1	0:42.182 18.6   23.5	0:42.371 18.6   23.6	6
2	2	David NORDGÅRD David Nordgård Ford Fiesta	NOR	4:27.279 6 / 1	0:01.940	0:06.424	0:48.554 19.3   29.1	0:43.551 19.0   24.4	0:42.536 18.3   24.1	0:42.191 18.1   24.0	0:41.959 18.1   23.7	0:42.064 18.3   23.7	5
3	77	Steve VOLDERS Trommelke Ford Fiesta	BEL	4:27.922 6 / 1	0:02.583	0:06.407	0:44.336 18.5   25.7	0:42.157 18.2   23.9	0:42.485 18.8   23.6	0:44.621 18.2   26.3	0:41.745 18.1   23.6	0:46.171 18.2   27.8	4
4	5	Per-Magne RØYRÅS Per-Magne Røyrås Mazda RX8	NOR	4:30.933 6 / 1	0:05.594	0:07.260	0:44.679 19.7   24.9	0:46.846 19.1   27.7	0:43.961 19.3   24.6	0:42.979 18.7   24.2	0:42.885 18.4   24.3	0:42.323 18.4   23.9	3
5	83	Sören HEDLUND Sören Hedlund Toyota Auris	SWE	4:35.420 6 / 1	0:10.081	0:07.394	0:47.327 21.5   25.7	0:43.652 18.8   24.8	0:43.632 18.9   24.6	0:46.683 18.5   28.1	0:43.723 19.7   24.0	0:43.009 18.7   24.2	2
6	17	Fredrik SALSTEN Fredrik Salsten Citroën DS3	SWE	0:06.756 0 / 0	+6 LAP	0:06.756							1

These results are provisional until the conclusion of any judicial and technical inquiries.

Estering (952m)

Published at...	Clerk of the Course Karsten NEY	Timekeeper Attila BOROS	
-----------------	------------------------------------	----------------------------	--

Printed: 10/1/2017 1:44:33 PM

Page 1 of 1

Touringcar

TC - 18

Provisional Grid for-Final

Final

Row 1

3	Anders-Nymoen BRATEN Anders Nymoen Braten	NOR	Ford Fiesta	22
4	Kjetil LARSEN Bridgestone Motorsport	NOR	Ford Fiesta	17

Row 2

2	David NORDGÅRD David Nordgård	NOR	Ford Fiesta	18
1	Ben-Philip GUNDERSEN Ben-Philip Gundersen	NOR	Ford Fiesta	17

Row 3

77	Steve VOLDERS Trommelke	BEL	Ford Fiesta	19
95	Philip GEHRMAN Bridgestone Motorsport	SWE	Ford Fiesta	14

Sporting Regulation 15.6.4 : If a Driver is unable to take his place in the Final (i.e. his car is unable to be driven under its own power to the starting grid), he will be substituted by the next qualifier (the fourth placed Semi-finalist with the highest points score in the Competition who is not already in the Final). Any such substitute(s) will take the last place(s) on the grid with those ahead of them moving up to fill the place left by the non-starter(s). Should neither of the fourth placed Semi-finalists be able to start, the fifth placed Semi-finalists, and then the sixth-placed, will be considered as above.

Next qualifier (7-)

90	Lars-Øivind ENERBERG	NOR	17
5	Per-Magne RØYRÅS	NOR	8
83	Sören HEDLUND	SWE	9
28	Ralf EVERS	DEU	8
17	Fredrik SALSTEN	SWE	10
11	Steinar STOKKE	NOR	9

These results are provisional until the conclusion of any judicial and technical inquiries.

Estering (952m)

Published at...	Clerk of the Course Karsten NEY	Timekeeper Attila BOROS	
-----------------	------------------------------------	----------------------------	--

Printed: 10/1/2017 1:46:51 PM

Page 1 of 1

Touringcar

TC - 19

Result of Final

Pos.	No.	Driver Competitor/Entrant	Nat.	Total Tm L / J	Gap	Lap0	Lap1 S1   S2	Lap 2 S1   S2	Lap3 S1   S2	Lap4 S1   S2	Lap5 S1   S2	Lap6 S1   S2	Cp.
1	1	Ben-Philip GUNDERSEN Ben-Philip Gundersen Ford Fiesta	NOR	<b>4:18.910</b> 6 / 1		0:06.437	0:42.766 19.1   23.5	<u>0:45.304</u> 18.1   27.1	0:41.615 18.6   22.9	0:41.525 18.1   23.3	0:40.598 17.8   22.7	0:40.665 17.7   22.8	8
2	2	David NORDGÅRD David Nordgård Ford Fiesta	NOR	<b>4:20.029</b> 6 / 1	0:01.119	0:06.553	0:41.711 18.0   23.6	0:41.866 18.0   23.7	0:41.541 18.0   23.4	0:41.718 18.0   23.6	0:41.889 18.3   23.5	<u>0:44.751</u> 17.8   26.8	5
3	3	Anders-Nymoen BRATEN Anders Nymoen Braten Ford Fiesta	NOR	<b>4:22.947</b> 6 / 1	0:04.037	0:06.387	0:42.642 18.6   24.0	0:41.548 17.9   23.6	<u>0:45.384</u> 18.3   27.0	0:42.839 18.9   23.9	0:41.916 18.2   23.6	0:42.231 18.1   24.1	4
4	95	Philip GEHRMAN Bridgestone Motorsport Ford Fiesta	SWE	<b>4:26.437</b> 6 / 1	0:07.527	0:06.701	0:43.347 19.3   23.9	<u>0:45.385</u> 18.0   27.3	0:42.900 19.4   23.4	0:43.782 19.4   24.2	0:42.296 18.3   23.9	0:42.026 18.5   23.5	3
5	77	Steve VOLDERS Trommelke Ford Fiesta	BEL	<b>4:27.231</b> 6 / 1	0:08.321	0:07.188	<u>0:50.012</u> 21.8   28.1	0:42.463 19.0   23.4	0:40.410 17.3   23.0	0:42.727 18.0   24.6	0:41.916 17.9   23.9	0:42.515 18.4   24.0	2
6	4	Kjetil LARSEN Bridgestone Motorsport Ford Fiesta	NOR	<b>4:18.807</b> 5 / 1	+1 LAP	0:06.957	0:47.618 21.0   26.5	<u>0:52.232</u> 23.8   28.3	0:49.270 22.3   26.8	0:49.728 21.3   28.3	0:53.002 23.6   29.3		1

These results are provisional until the conclusion of any judicial and technical inquiries.

Estering (952m)

Published at...	Clerk of the Course Karsten NEY	Timekeeper Attila BOROS	
-----------------	------------------------------------	----------------------------	--

Printed: 10/1/2017 2:15:02 PM

Page 1 of 1


Touringcar

TC - 21

Official results

Pos.	No.	Driver Competitor/Entrant	Nat.	Car	Q1	Q2	Q3	Q4	Q Sum	Int. Pt.	SF1	SF2	Final	Ch. Pt.
1	1	Ben-Philip GUNDERSEN Ben-Philip Gundersen	NOR	Ford Fiesta	40 (4.) 3:09.794	36 (8.) 3:03.987	50 (1.) 2:56.914	32 (12.) 3:51.669	158	12	5 (2.) 4:25.165		8 (1.) 4:18.910	25
2	2	David NORDGÅRD David Nordgård	NOR	Ford Fiesta	50 (1.) 3:06.088	40 (4.) 3:01.061	33 (11.) 3:31.183	42 (3.) 3:10.100	165	13		5 (2.) 4:27.279	5 (2.) 4:20.029	23
3	3	Anders-Nymoen BRATEN Anders Nymoen Braten	NOR	Ford Fiesta	45 (2.) 3:06.482	50 (1.) 2:59.224	45 (2.) 2:56.995	40 (4.) 3:10.761	180	16	6 (1.) 4:23.160		4 (3.) 4:22.947	26
4	95	Philip GEHRMAN Bridgestone Motorsport	SWE	Ford Fiesta	38 (6.) 3:10.548	35 (9.) 3:04.575	39 (5.) 3:00.335	38 (6.) 3:12.340	150	10	4 (3.) 4:25.367		3 (4.) 4:26.437	17
5	77	Steve VOLDERS Trommelke	BEL	Ford Fiesta	42 (3.) 3:07.609	45 (2.) 3:00.192	32 (12.) 3:00.611	50 (1.) 3:08.180	169	15		4 (3.) 4:27.922	2 (5.) 4:27.231	21
6	4	Kjetil LARSEN Bridgestone Motorsport	NOR	Ford Fiesta	35 (9.) 3:14.745	42 (3.) 3:00.447	40 (4.) 2:59.885	37 (7.) 3:15.393	154	11		6 (1.) 4:25.339	1 (6.) +1 LAP	18
7	90	Lars-Øivind ENERBERG Lars Øivind Enerberg	NOR	Ford Fiesta	39 (5.) 3:10.456	39 (5.) 3:01.812	42 (3.) 2:57.531	45 (2.) 3:08.681	165	14	3 (4.) 4:43.550			17
8	17	Fredrik SALSTEN Fredrik Salsten	SWE	Citroën DS3	34 (10.) 3:19.409	38 (6.) 3:03.636	38 (6.) 3:00.974	39 (5.) 3:11.268	149	9		1 (6.) +6 LAP		10
9	11	Steinar STOKKE Steinar Stokke	NOR	Mazda RX8	37 (7.) 3:12.330	37 (7.) 3:03.641	37 (7.) 3:01.260	34 (10.) 3:29.943	145	8	1 (6.) +6 LAP			9
10	83	Sören HEDLUND Sören Hedlund	SWE	Toyota Auris	36 (8.) 3:13.514	34 (10.) 3:05.759	36 (8.) 3:02.382	35 (9.) 3:18.985	141	7		2 (5.) 4:35.420		9
11	28	Ralf EVERS Ralf Evers	DEU	BMW E87	33 (11.) 3:32.824	33 (11.) 3:21.839	34 (10.) 3:19.121	33 (11.) 3:30.811	133	6	2 (5.) 5:02.231			8
12	5	Per-Magne RØYRÅS Per-Magne Røyrås	NOR	Mazda RX8	32 (12.) 3:47.483	0 (12.) DNS	35 (9.) 3:07.896	36 (8.) 3:18.157	103	5		3 (4.) 4:30.933		8

Estering (952m)

Published at...	Steward Mr. Ludek KOPECKY	Steward Mr. Trond BAKKOM	Steward Mr. Franz-Josef MOORMANN	
-----------------	------------------------------	-----------------------------	-------------------------------------	---

Page 1 of 1

Touringcar

Provisional Championship standing Touring Car

Pos.	No.	Driver	Nat.	Car	ESP	BEL	GBR	NOR	DEU	Rep.	Pen.	Ch.	Pt
1	90	Lars-Øivind ENERBERG	NOR	Ford Fiesta	19 6	29 1	29 1	29 1	17 7	0			123
2	3	Anders-Nymoen BRATEN	NOR	Ford Fiesta	22 4	25 2	21 5	13 8	26 3	0			107
3	95	Philip GEHRMAN	SWE	Ford Fiesta	26 1	22 3	14 8	25 2	17 4	0			104
4	77	Steve VOLDERS	BEL	Ford Fiesta	13 8	17 5	25 2	15 6	21 5	0			91
5	2	David NORDGÅRD	NOR	Ford Fiesta	21 3	7 12	15 6	20 4	23 2	1			86
6	4	Kjetil LARSEN	NOR	Ford Fiesta	23 5	12 9	19 3	10 9	18 6	0			82
7	1	Ben-Philip GUNDERSEN	NOR	Ford Fiesta	0 10	19 7	21 4	14 7	25 1	1			79
8	11	Steinar STOKKE	NOR	Mazda RX8	0 9	18 4	15 7	18 5	9 9	0			60
9	5	Per-Magne RØYRÅS	NOR	Mazda RX8	19 2	4 13	10 9	8 10	8 12	1			49
10	12	Fredrik R. MAGNUSSEN	NOR	Ford Fiesta				23 3		0			23
11	88	Mandy KASSE	NLD	Ford Fiesta		13 6	9 10			0			22
12	78	Kai-Arne HOMME	NOR	Ford Focus	14 7	3 14		4 13		0			21
13	14	Danny DE BEUCKELAER	BEL	Volvo C30		12 8				0			12
14	17	Fredrik SALSTEN	SWE	Citroën DS3					10 8	0			10
15	83	Sören HEDLUND	SWE	Toyota Auris					9 10	0			9
16	86	Petter BRAUTEN	NOR	Opel Corsa	0 11	8 10		0 14		0			8
17	22	Florent HONTOIR	BEL	Škoda Fabia		8 11				0			8
18	28	Ralf EVERS	DEU	BMW E87					8 11	0			8
19	15	Camilla ANTONSEN	NOR	Citroën DS3				8 11		0			8
20	9	Sivert SVARDAL	NOR	Mazda RX8				7 12		0			7