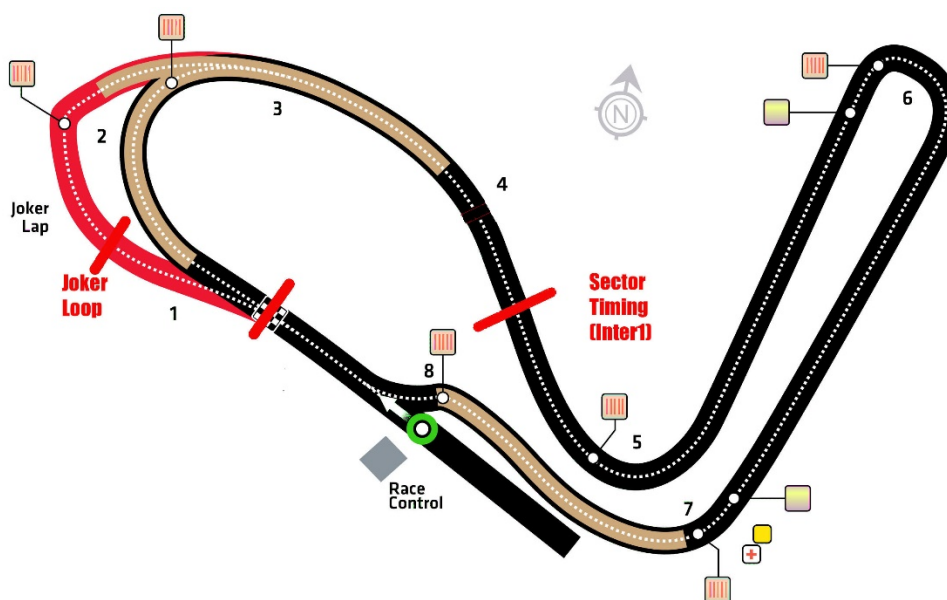


**FIA WORLD RALLYCROSS CHAMPIONSHIP
PRESENTED BY MONSTER ENERGY**

**ROUND 5 // 26-28 MAY 2017_
LYDDEN HILL (GBR)**

RALLYCROSS OF GREAT BRITAIN

RESULT BOOK



Track length: 1335m

Joker lap: 1420m

Start line: -50m

Intermediate timeline: 445m

Chronomoto Timing



Supercar

SC - 02

List of starters

No.	Driver	Nat.	Competitor/Entrant	Car	Licence	Competitor Lic.
1	1	Mattias EKSTRÖM	SWE EKS	Audi S1	197807147199	369
2	2	Oliver O'DONOVAN	IRL Oliver O'Donovan	Ford Fiesta	1239	1239
3	3	Johan KRISTOFFERSSON	SWE PSRX Volkswagen Sweden	Volkswagen Polo GTI	198812066275	245
4	6	Janis BAUMANIS	LVA Team Stard	Ford Fiesta	1705670001	BA158
5	7	Timur TIMERZYANOV	RUS Team Stard	Ford Fiesta	#17100	BA158
6	9	Sébastien LOEB	FRA Team Peugeot-Hansen	Peugeot 208	47	546
7	10	"CSUCSU"	HUN Speedy Motorsport	Kia Rio	4723	140
8	11	Petter SOLBERG	NOR PSRX Volkswagen Sweden	Volkswagen Polo GTI	IKO19833	245
9	13	Andreas BAKKERUD	NOR Hoonigan Racing Division	Ford Focus RS	IRC30267	E2094-U-17
10	15	Reinis NITISS	LVA EKS Performance AB	Audi S1	1705670003	369
11	21	Timmy HANSEN	SWE Team Peugeot-Hansen	Peugeot 208	199205212732	546
12	42	Oliver BENNETT	GBR Oliver Bennett	Ford Fiesta	307691	307691
13	43	Ken BLOCK	USA Hoonigan Racing Division	Ford Focus RS	D3714-U-17C	E2094-U-17
14	49	"M.D.K."	BEL M.D.K	Ford Fiesta	800784	800784
15	57	Toomas HEIKKINEN	FIN EKS	Audi S1	21561120	369
16	66	Grégoire DEMOUSTIER	BEL DA Racing	Peugeot 208	196083	250976-5
17	68	Niclas GRÖNHOLM	FIN GRX	Ford Fiesta	34708006	50054983
18	69	Martin KACZMARSKI	POL Martin Kaczmarek	Ford Fiesta	0066	0066
19	71	Kevin HANSEN	SWE Team Peugeot-Hansen	Peugeot 208	199805280659	546
20	77	René MUENNICH	DEU ALL-INKL.COM Muennich Motorsport	Citröen DS3	IB1108069	BIF1119689
21	87	Jean-Baptiste DUBOURG	FRA DA Racing	Peugeot 208	161090	250976
22	96	Kevin ERIKSSON	SWE MJP Racing Team Austria	Ford Fiesta	199607160539	BA157
23	100	Guy WILKS	GBR Loco World RX Team	Volkswagen Polo	153265	1705310009
24	177	Andrew JORDAN	GBR MJP Racing Team Austria	Ford Fiesta	181428	BA157

24 drivers

These results are provisional until the conclusion of any judicial and technical inquiries.

Lydden Hill Race Circuit (1170m /1233m)

Published at...	Clerk of the Course Ian WATSON	Timekeeper Peter MAJOSHAZI	
-----------------	-----------------------------------	-------------------------------	--

Printed: 5/26/2017 5:12:20 PM

Page 1 of 1

Supercar

SC - 02

List of starters (Teams)

Team	Nat.	No.	Driver	Nat.	Car
1 PSRX Volkswagen Sweden	SWE	11 3	Petter SOLBERG Johan KRISTOFFERSSON	NOR SWE	Volkswagen Polo GTI Volkswagen Polo GTI
2 EKS	SWE	1 57	Mattias EKSTRÖM Toomas HEIKKINEN	SWE FIN	Audi S1 Audi S1
3 MJP Racing Team Austria	AUT	96 177	Kevin ERIKSSON Andrew JORDAN	SWE GBR	Ford Fiesta Ford Fiesta
4 Team Peugeot-Hansen	SWE	21 9	Timmy HANSEN Sébastien LOEB	SWE FRA	Peugeot 208 Peugeot 208
5 Hoonigan Racing Division	USA	43 13	Ken BLOCK Andreas BAKKERUD	USA NOR	Ford Focus RS Ford Focus RS
6 Team Stard	AUT	7 6	Timur TIMERZYANOV Janis BAUMANIS	RUS LVA	Ford Fiesta Ford Fiesta

6 teams

These results are provisional until the conclusion of any judicial and technical inquiries.

Lydden Hill Race Circuit (1170m /1233m)

Published at...	Clerk of the Course Ian WATSON	Timekeeper Peter MAJOSHAZI	
-----------------	-----------------------------------	-------------------------------	--

Supercar

SC - 03

Free Practice 1


Ranking

Pos.	No.	Driver	Competitor/Entrant	Nat.	Car	Best lap	Diff	Laps
1	11	Petter SOLBERG	PSRX Volkswagen Sweden	NOR	Volkswagen Polo GTI	0:39.728		14
2	3	Johan KRISTOFFERSSON	PSRX Volkswagen Sweden	SWE	Volkswagen Polo GTI	0:39.987	0:00.259	14
3	1	Mattias EKSTRÖM	EKS	SWE	Audi S1	0:40.355	0:00.627	14
4	43	Ken BLOCK	Hoonigan Racing Division	USA	Ford Focus RS	0:40.399	0:00.671	19
5	13	Andreas BAKKERUD	Hoonigan Racing Division	NOR	Ford Focus RS	0:40.411	0:00.683	19
6	21	Timmy HANSEN	Team Peugeot-Hansen	SWE	Peugeot 208	0:40.538	0:00.810	14
7	177	Andrew JORDAN	MJP Racing Team Austria	GBR	Ford Fiesta	0:40.637	0:00.909	13
8	9	Sébastien LOEB	Team Peugeot-Hansen	FRA	Peugeot 208	0:40.647	0:00.919	19
9	6	Janis BAUMANIS	Team Stard	LVA	Ford Fiesta	0:40.966	0:01.238	13
10	57	Toomas HEIKKINEN	EKS	FIN	Audi S1	0:40.988	0:01.260	14
11	15	Reinis NITISS	EKS Performance AB	LVA	Audi S1	0:41.054	0:01.326	14
12	96	Kevin ERIKSSON	MJP Racing Team Austria	SWE	Ford Fiesta	0:41.056	0:01.328	14
13	7	Timur TIMERZYANOV	Team Stard	RUS	Ford Fiesta	0:41.063	0:01.335	14
14	68	Niclas GRÖNHOLM	GRX	FIN	Ford Fiesta	0:41.074	0:01.346	14
15	77	René MUENNICH	ALL-INKL.COM Muennich Motorsport	DEU	Citröen DS3	0:41.235	0:01.507	14
16	71	Kevin HANSEN	Team Peugeot-Hansen	SWE	Peugeot 208	0:41.350	0:01.622	19
17	100	Guy WILKS	Loco World RX Team	GBR	Volkswagen Polo	0:41.408	0:01.680	18
18	87	Jean-Baptiste DUBOURG	DA Racing	FRA	Peugeot 208	0:42.075	0:02.347	14
19	2	Oliver O'DONOVAN	Oliver O'Donovan	IRL	Ford Fiesta	0:42.400	0:02.672	9
20	66	Grégoire DEMOUSTIER	DA Racing	BEL	Peugeot 208	0:42.432	0:02.704	10
21	10	"CSUCSU"	Speedy Motorsport	HUN	Kia Rio	0:42.535	0:02.807	14
22	69	Martin KACZMARSKI	Martin Kaczmarek	POL	Ford Fiesta	0:42.586	0:02.858	14
23	49	"M.D.K."	M.D.K	BEL	Ford Fiesta	0:43.011	0:03.283	8
24	42	Oliver BENNETT	Oliver Bennett	GBR	Ford Fiesta	0:44.324	0:04.596	9

Total:24 Drivers included DNS: 0 ,DNF: 0 , EXC: 0

These results are provisional until the conclusion of any judicial and technical inquiries.

Lydden Hill Race Circuit (1170m /1233m)

Published at...	Clerk of the Course Ian WATSON 	Timekeeper Peter MAJOSHAZI 	
-----------------	---	---	---

Supercar

SC - 03

Free Practice 1

Lap Times

1. 11 Petter SOLBERG		NOR	Volkswagen Polo GTI	
Lap	Laptime	Sector 1	Sector 2	Time of day
1.	00:44.545	14.6	29.9	10:03:07.037
2.	00:43.963	14.2	29.6	10:03:51.000
3.	00:46.786	18.0	28.7	10:04:37.786
4.	00:42.315	13.7	28.6	10:05:20.101
5.	27:41.048	32.1	7:08	10:33:01.149
6.	00:40.468	13.0	27.3	10:33:41.617
7.	00:39.838	12.6	27.1	10:34:21.455
8.	00:40.054	12.6	27.3	10:35:01.509
9.	00:44.796	17.2	27.5	10:35:46.305
10.	13:32.669	28.2	3:04	11:49:18.974
11.	00:40.441	13.0	27.3	11:49:59.415
12.	00:39.728	12.5	27.2	11:50:39.143
13.	00:40.023	12.4	27.5	11:51:19.166
14.	00:45.121	17.4	27.7	11:52:04.287

2. 3 Johan KRISTOFFERSSON		SWE	Volkswagen Polo GTI	
Lap	Laptime	Sector 1	Sector 2	Time of day
1.	00:45.363	14.9	30.4	10:03:04.587
2.	00:44.411	14.7	29.6	10:03:48.998
3.	00:47.025	18.0	28.9	10:04:36.023
4.	00:42.957	14.4	28.5	10:05:18.980
5.	33:41.804	26.7	3:15	10:39:00.784
6.	00:40.982	13.4	27.5	10:39:41.766
7.	00:39.987	12.6	27.3	10:40:21.753
8.	00:40.280	12.7	27.5	10:41:02.033
9.	00:44.882	17.2	27.6	10:41:46.915
10.	02:42.021	27.3	2:14	11:44:28.936
11.	00:48.804	17.2	31.5	11:45:17.740
12.	00:40.065	12.6	27.3	11:45:57.805
13.	00:40.115	12.7	27.3	11:46:37.920
14.	00:40.199	12.7	27.4	11:47:18.119

3. 1 Mattias EKSTRÖM		SWE	Audi S1	
Lap	Laptime	Sector 1	Sector 2	Time of day
1.	00:46.624	15.4	31.1	10:03:01.052
2.	00:49.397	18.8	30.5	10:03:50.449
3.	00:43.959	14.6	29.3	10:04:34.408
4.	00:43.387	14.6	28.7	10:05:17.795
5.	33:35.323	31.8	3:03	10:38:53.118
6.	00:41.871	13.5	28.3	10:39:34.989
7.	00:40.822	13.0	27.7	10:40:15.811
8.	00:40.824	12.9	27.8	10:40:56.635
9.	00:47.209	19.0	28.1	10:41:43.844
10.	13:06.266	33.4	2:32	11:54:50.110
11.	00:45.074	17.6	27.4	11:55:35.184
12.	00:40.355	12.7	27.5	11:56:15.539
13.	00:40.442	12.6	27.7	11:56:55.981

These results are provisional until the conclusion of any judicial and technical inquiries.

Lydden Hill Race Circuit (1170m /1233m)

Published at...	Clerk of the Course Ian WATSON	Timekeeper Peter MAJOSHAZI	
-----------------	-----------------------------------	-------------------------------	--

Supercar

SC - 03

Free Practice 1

14. 00:40.646 12.7 27.8 11:57:36.627

4. 43 Ken BLOCK USA Ford Focus RS				
Lap	Laptime	Sector 1	Sector 2	Time of day
1.	00:48.135	18.8	29.2	10:08:54.836
2.	00:42.980	13.7	29.2	10:09:37.816
3.	00:42.261	13.8	28.4	10:10:20.077
4.	00:41.837	13.6	28.1	10:11:01.914
5.	22:05.899	30.5	1:35	10:33:07.813
6.	00:45.906	18.3	27.5	10:33:53.719
7.	00:40.752	13.0	27.6	10:34:34.471
8.	00:40.619	12.7	27.8	10:35:15.090
9.	00:41.228	13.1	28.1	10:35:56.318
10.	08:18.309	35.1	7:43	11:44:14.627
11.	00:45.909	18.0	27.8	11:45:00.536
12.	00:41.799	13.4	28.3	11:45:42.335
13.	00:41.472	13.2	28.2	11:46:23.807
14.	00:45.425	17.4	27.9	11:47:09.232
15.	12:39.972	21.2	2:18	11:59:49.204
16.	00:41.433	13.5	27.8	12:00:30.637
17.	00:40.399	12.7	27.6	12:01:11.036
18.	00:40.881	12.8	28.0	12:01:51.917
19.	00:41.401	13.2	28.1	12:02:33.318

5. 13 Andreas BAKKERUD NOR Ford Focus RS				
Lap	Laptime	Sector 1	Sector 2	Time of day
1.	00:49.286	19.6	29.6	10:03:23.944
2.	00:43.778	14.5	29.2	10:04:07.722
3.	00:42.693	14.2	28.4	10:04:50.415
4.	00:47.586	18.9	28.6	10:05:38.001
5.	21:10.677	26.4	2:44	10:26:48.678
6.	00:45.838	18.4	27.3	10:27:34.516
7.	00:41.412	13.1	28.2	10:28:15.928
8.	00:43.752	16.0	27.7	10:28:59.680
9.	00:41.244	12.9	28.2	10:29:40.924
10.	08:21.389	28.7	7:52	11:38:02.313
11.	00:46.041	18.1	27.8	11:38:48.354
12.	00:40.777	12.9	27.8	11:39:29.131
13.	00:45.182	17.2	27.9	11:40:14.313
14.	00:40.747	12.8	27.8	11:40:55.060
15.	19:00.327	28.8	8:31	11:59:55.387
16.	00:40.742	13.3	27.3	12:00:36.129
17.	00:40.419	12.7	27.6	12:01:16.548
18.	00:40.411	12.7	27.6	12:01:56.959
19.	00:44.770	17.0	27.7	12:02:41.729

6. 21 Timmy HANSEN SWE Peugeot 208				
Lap	Laptime	Sector 1	Sector 2	Time of day
1.	00:49.383	19.2	30.1	10:03:18.133
2.	00:47.661	18.3	29.3	10:04:05.794
3.	00:43.595	14.8	28.7	10:04:49.389

These results are provisional until the conclusion of any judicial and technical inquiries.

Lydden Hill Race Circuit (1170m /1233m)

Published at...	Clerk of the Course Ian WATSON	Timekeeper Peter MAJOSHAZI	
-----------------	-----------------------------------	-------------------------------	--

Supercar

SC - 03

Free Practice 1

4.	00:43.024	14.5	28.4	10:05:32.413
5.	27:13.614	27.0	6:46	10:32:46.027
6.	00:41.444	13.6	27.7	10:33:27.471
7.	00:46.153	18.4	27.6	10:34:13.624
8.	00:40.538	12.8	27.7	10:34:54.162
9.	00:41.077	12.9	28.1	10:35:35.239
10.	18:52.127	28.1	8:23	11:54:27.366
11.	00:41.502	13.3	28.1	11:55:08.868
12.	00:44.656	17.0	27.5	11:55:53.524
13.	00:41.069	12.8	28.1	11:56:34.593
14.	00:40.873	12.9	27.9	11:57:15.466

7. 177 Andrew JORDAN GBR Ford Fiesta				
Lap	Laptime	Sector 1	Sector 2	Time of day
1.	00:47.850	19.3	28.5	10:27:15.681
2.	00:41.428	13.2	28.1	10:27:57.109
3.	00:40.926	13.0	27.8	10:28:38.035
4.	00:41.525	13.0	28.4	10:29:19.560
5.	15:06.234	25.7	4:40	10:44:25.794
6.	00:46.058	18.0	27.9	10:45:11.852
7.	00:40.813	12.8	27.9	10:45:52.665
8.	00:40.637	12.7	27.8	10:46:33.302
9.	02:41.193	17.6	2:23	11:49:14.495
10.	00:46.317	18.2	28.0	11:50:00.812
11.	00:41.197	13.1	28.0	11:50:42.009
12.	00:41.002	13.0	27.9	11:51:23.011
13.	00:41.014	12.9	28.0	11:52:04.025

8. 9 Sébastien LOEB FRA Peugeot 208				
Lap	Laptime	Sector 1	Sector 2	Time of day
1.	00:43.898	14.8	29.0	10:08:39.418
2.	00:42.510	13.9	28.5	10:09:21.928
3.	00:48.138	19.5	28.5	10:10:10.066
4.	00:42.437	14.0	28.4	10:10:52.503
5.	27:43.135	22.5	7:20	10:38:35.638
6.	00:41.331	13.6	27.6	10:39:16.969
7.	00:40.846	13.0	27.8	10:39:57.815
8.	00:45.865	17.6	28.1	10:40:43.680
9.	00:41.129	13.1	28.0	10:41:24.809
10.	56:44.931	22.8	6:22	11:38:09.740
11.	00:45.401	17.8	27.5	11:38:55.141
12.	00:40.690	12.9	27.6	11:39:35.831
13.	00:40.724	12.9	27.7	11:40:16.555
14.	00:40.647	12.9	27.6	11:40:57.202
15.	13:44.953	29.7	3:15	11:54:42.155
16.	00:45.407	17.7	27.6	11:55:27.562
17.	00:40.758	12.9	27.8	11:56:08.320
18.	00:40.743	12.8	27.8	11:56:49.063
19.	00:41.084	12.9	28.1	11:57:30.147

9. 6 Janis BAUMANIS LVA Ford Fiesta				
--	--	--	--	--

These results are provisional until the conclusion of any judicial and technical inquiries.

Lydden Hill Race Circuit (1170m /1233m)

Published at...	Clerk of the Course Ian WATSON	Timekeeper Peter MAJOSHAZI	
-----------------	-----------------------------------	-------------------------------	--

Supercar

SC - 03

Free Practice 1

Lap	Laptime	Sector 1	Sector 2	Time of day
1.	00:49.106	19.6	29.4	10:14:17.074
2.	00:42.420	13.7	28.7	10:14:59.494
3.	00:41.892	13.4	28.4	10:15:41.386
4.	00:41.883	13.6	28.2	10:16:23.269
5.	22:22.719	29.6	1:53	10:38:45.988
6.	00:42.007	14.0	27.9	10:39:27.995
7.	00:41.278	13.2	28.0	10:40:09.273
8.	00:41.721	13.0	28.6	10:40:50.994
9.	08:43.204	20.5	8:22	11:49:34.198
10.	00:46.952	18.2	28.6	11:50:21.150
11.	00:40.966	13.0	27.8	11:51:02.116
12.	00:40.987	12.9	28.0	11:51:43.103
13.	00:41.157	13.0	28.0	11:52:24.260

10.	57 Toomas HEIKKINEN	FIN	Audi S1
------------	----------------------------	------------	----------------

Lap	Laptime	Sector 1	Sector 2	Time of day
1.	00:50.034	19.9	30.0	10:09:01.277
2.	00:43.575	14.4	29.1	10:09:44.852
3.	00:43.061	14.1	28.9	10:10:27.913
4.	00:42.974	13.8	29.1	10:11:10.887
5.	33:02.220	28.2	2:33	10:44:13.107
6.	00:46.091	18.1	27.9	10:44:59.198
7.	00:41.158	13.0	28.0	10:45:40.356
8.	00:41.246	13.0	28.1	10:46:21.602
9.	00:41.791	13.7	28.0	10:47:03.393
10.	07:35.201	35.8	6:59	11:54:38.594
11.	00:45.943	18.1	27.8	11:55:24.537
12.	00:41.008	13.1	27.8	11:56:05.545
13.	00:40.988	12.9	28.0	11:56:46.533
14.	00:41.369	12.8	28.4	11:57:27.902

11.	15 Reinis NITISS	LVA	Audi S1
------------	-------------------------	------------	----------------

Lap	Laptime	Sector 1	Sector 2	Time of day
1.	00:49.188	19.6	29.5	10:09:06.026
2.	00:43.297	14.3	28.9	10:09:49.323
3.	00:43.006	13.9	29.0	10:10:32.329
4.	00:42.741	13.7	28.9	10:11:15.070
5.	27:26.547	32.9	6:53	10:38:41.617
6.	00:41.467	13.5	27.8	10:39:23.084
7.	00:41.054	12.9	28.1	10:40:04.138
8.	00:41.208	12.9	28.2	10:40:45.346
9.	00:46.294	17.9	28.3	10:41:31.640
10.	07:52.672	33.8	7:18	11:49:24.312
11.	00:41.279	13.3	27.9	11:50:05.591
12.	00:41.115	13.0	28.1	11:50:46.706
13.	00:41.168	13.0	28.1	11:51:27.874
14.	00:41.267	12.8	28.3	11:52:09.141

12.	96 Kevin ERIKSSON	SWE	Ford Fiesta
------------	--------------------------	------------	--------------------

Lap	Laptime	Sector 1	Sector 2	Time of day
-----	---------	----------	----------	-------------

These results are provisional until the conclusion of any judicial and technical inquires.

Lydden Hill Race Circuit (1170m /1233m)

Published at...	Clerk of the Course Ian WATSON	Timekeeper Peter MAJOSHAZI	
-----------------	-----------------------------------	-------------------------------	--

Supercar

SC - 03

Free Practice 1

1.	00:49.015	19.9	29.1	10:14:21.922
2.	00:50.214	19.1	31.0	10:15:12.136
3.	00:42.063	13.8	28.2	10:15:54.199
4.	00:42.247	13.4	28.7	10:16:36.446
5.	16:36.544	36.4	6:00	10:33:12.990
6.	00:42.973	14.6	28.2	10:33:55.963
7.	00:41.207	13.2	27.9	10:34:37.170
8.	00:41.109	13.0	28.0	10:35:18.279
9.	00:41.056	13.0	27.9	10:35:59.335
10.	18:32.807	35.9	7:56	11:54:32.142
11.	00:41.630	13.5	28.0	11:55:13.772
12.	00:45.499	17.2	28.2	11:55:59.271
13.	00:41.164	13.1	28.0	11:56:40.435
14.	00:43.760	12.8	30.9	11:57:24.195

13.	7 Timur TIMERZYANOV	RUS	Ford Fiesta	
Lap	Laptime	Sector 1	Sector 2	Time of day

1.	00:50.182	20.5	29.6	10:14:13.907
2.	00:42.749	14.3	28.4	10:14:56.656
3.	00:42.667	13.7	28.9	10:15:39.323
4.	00:42.410	13.8	28.5	10:16:21.733
5.	27:36.110	29.5	7:06	10:43:57.843
6.	00:46.344	18.2	28.0	10:44:44.187
7.	00:41.477	13.3	28.1	10:45:25.664
8.	00:41.764	13.3	28.3	10:46:07.428
9.	00:41.136	12.9	28.1	10:46:48.564
10.	57:34.782	26.2	7:08	11:44:23.346
11.	00:46.124	18.1	27.9	11:45:09.470
12.	00:41.144	13.1	27.9	11:45:50.614
13.	00:41.063	13.1	27.9	11:46:31.677
14.	00:41.377	13.2	28.1	11:47:13.054

14.	68 Niclas GRÖNHOLM	FIN	Ford Fiesta	
Lap	Laptime	Sector 1	Sector 2	Time of day

1.	00:48.260	19.4	28.8	10:14:26.099
2.	00:42.521	13.9	28.5	10:15:08.620
3.	00:42.118	13.7	28.3	10:15:50.738
4.	00:42.084	13.6	28.4	10:16:32.822
5.	16:22.942	31.8	5:51	10:32:55.764
6.	00:41.713	13.7	27.9	10:33:37.477
7.	00:45.873	17.7	28.1	10:34:23.350
8.	00:41.491	13.1	28.2	10:35:04.841
9.	00:46.540	18.1	28.4	10:35:51.381
10.	13:38.074	31.7	3:06	11:49:29.455
11.	00:41.707	13.5	28.1	11:50:11.162
12.	00:41.074	12.9	28.1	11:50:52.236
13.	00:45.453	17.2	28.2	11:51:37.689
14.	00:41.156	12.9	28.2	11:52:18.845

15.	77 René MUENNICH	DEU	Citröen DS3	
Lap	Laptime	Sector 1	Sector 2	Time of day

These results are provisional until the conclusion of any judicial and technical inquiries.

Lydden Hill Race Circuit (1170m /1233m)

Published at...	Clerk of the Course Ian WATSON	Timekeeper Peter MAJOSHAZI	
-----------------	-----------------------------------	-------------------------------	--

Supercar

SC - 03

Free Practice 1

1.	00:48.369	19.7	28.6	10:19:38.781
2.	00:46.871	18.5	28.3	10:20:25.652
3.	00:42.277	13.6	28.6	10:21:07.929
4.	00:42.479	13.7	28.7	10:21:50.408
5.	16:29.188	34.9	5:54	11:38:19.596
6.	00:49.502	19.2	30.2	11:39:09.098
7.	00:41.754	13.3	28.3	11:39:50.852
8.	00:41.629	13.2	28.3	11:40:32.481
9.	00:41.662	13.2	28.3	11:41:14.143
10.	18:28.852	27.0	8:01	11:59:42.995
11.	00:41.807	13.5	28.2	12:00:24.802
12.	00:41.235	13.0	28.1	12:01:06.037
13.	00:41.583	13.0	28.5	12:01:47.620
14.	00:41.727	13.2	28.4	12:02:29.347

16. 71 Kevin HANSEN SWE Peugeot 208

Lap	Laptime	Sector 1	Sector 2	Time of day
1.	00:45.550	15.0	30.4	10:08:45.023
2.	00:48.421	19.1	29.2	10:09:33.444
3.	00:43.085	14.2	28.8	10:10:16.529
4.	00:42.923	14.2	28.7	10:10:59.452
5.	21:50.465	28.8	1:21	10:32:49.917
6.	00:41.943	13.7	28.2	10:33:31.860
7.	00:46.288	18.1	28.1	10:34:18.148
8.	00:41.350	13.2	28.1	10:34:59.498
9.	00:46.355	18.0	28.3	10:35:45.853
10.	08:24.114	25.1	7:58	11:44:09.967
11.	00:46.236	18.0	28.2	11:44:56.203
12.	00:45.751	17.5	28.2	11:45:41.954
13.	00:41.558	13.1	28.3	11:46:23.512
14.	00:41.500	13.1	28.3	11:47:05.012
15.	13:02.028	15.1	2:46	12:00:07.040
16.	00:46.393	18.0	28.3	12:00:53.433
17.	00:41.502	13.0	28.4	12:01:34.935
18.	00:41.714	13.0	28.6	12:02:16.649
19.	00:41.834	13.1	28.6	12:02:58.483

17. 100 Guy WILKS GBR Volkswagen Polo

Lap	Laptime	Sector 1	Sector 2	Time of day
1.	00:50.490	20.1	30.3	10:14:32.556
2.	00:43.994	14.4	29.5	10:15:16.550
3.	00:43.629	14.3	29.3	10:16:00.179
4.	00:42.644	14.1	28.5	10:16:42.823
5.	22:12.252	32.1	1:40	10:38:55.075
6.	00:42.314	13.9	28.3	10:39:37.389
7.	00:42.188	13.4	28.7	10:40:19.577
8.	00:42.194	13.5	28.6	10:41:01.771
9.	03:14.759	18.7	2:56	11:44:16.530
10.	00:47.085	18.3	28.7	11:45:03.615
11.	00:41.614	13.3	28.3	11:45:45.229
12.	00:41.408	13.0	28.3	11:46:26.637

These results are provisional until the conclusion of any judicial and technical inquiries.

Lydden Hill Race Circuit (1170m /1233m)

Published at...	Clerk of the Course Ian WATSON	Timekeeper Peter MAJOSHAZI	
-----------------	-----------------------------------	-------------------------------	--

Supercar

SC - 03

Free Practice 1

13.	00:41.959	13.3	28.6	11:47:08.596
14.	12:52.051	32.3	2:19	12:00:00.647
15.	00:46.927	18.2	28.6	12:00:47.574
16.	00:41.737	13.1	28.5	12:01:29.311
17.	00:41.925	13.2	28.6	12:02:11.236
18.	00:41.885	13.3	28.5	12:02:53.121

18.	87 Jean-Baptiste DUBOURG	FRA	Peugeot 208	
Lap	Laptime	Sector 1	Sector 2	Time of day

1.	00:50.383	20.1	30.2	10:19:33.576
2.	00:48.274	18.9	29.3	10:20:21.850
3.	00:43.608	14.0	29.5	10:21:05.458
4.	00:42.794	13.6	29.1	10:21:48.252
5.	22:17.340	35.0	1:42	10:44:05.592
6.	00:47.676	18.5	29.1	10:44:53.268
7.	00:42.679	13.5	29.1	10:45:35.947
8.	00:42.295	13.3	28.9	10:46:18.242
9.	00:42.224	13.2	29.0	10:47:00.466
10.	51:12.972	31.5	5:41	11:38:13.438
11.	00:47.425	18.3	29.0	11:39:00.863
12.	00:42.075	13.2	28.8	11:39:42.938
13.	00:42.376	13.2	29.1	11:40:25.314
14.	00:42.353	13.2	29.1	11:41:07.667

19.	2 Oliver O'DONOVAN	IRL	Ford Fiesta	
Lap	Laptime	Sector 1	Sector 2	Time of day

1.	00:49.625	19.6	30.0	10:27:25.498
2.	00:48.969	19.7	29.1	10:28:14.467
3.	00:43.707	14.1	29.5	10:28:58.174
4.	00:43.530	13.9	29.5	10:29:41.704
5.	19:56.200	30.5	9:25	11:49:37.904
6.	00:42.898	14.0	28.8	11:50:20.802
7.	00:46.941	18.1	28.8	11:51:07.743
8.	00:42.400	13.5	28.8	11:51:50.143
9.	00:42.782	13.5	29.2	11:52:32.925

20.	66 Grégoire DEMOUSTIER	BEL	Peugeot 208	
Lap	Laptime	Sector 1	Sector 2	Time of day

1.	00:51.799	20.8	30.9	10:27:25.079
2.	00:44.573	14.7	29.8	10:28:09.652
3.	00:43.309	14.0	29.2	10:28:52.961
4.	00:43.110	13.8	29.2	10:29:36.071
5.	08:14.733	34.7	7:40	11:37:50.804
6.	00:49.287	19.8	29.4	11:38:40.091
7.	00:42.668	13.7	28.9	11:39:22.759
8.	00:42.580	13.6	28.9	11:40:05.339
9.	00:42.432	13.4	28.9	11:40:47.771
10.	00:43.134	13.4	29.6	11:41:30.905

21.	10 "CSUCSU"	HUN	Kia Rio	
Lap	Laptime	Sector 1	Sector 2	Time of day

1.	00:44.471	14.8	29.6	10:19:23.087
----	-----------	------	------	--------------

These results are provisional until the conclusion of any judicial and technical inquiries.

Lydden Hill Race Circuit (1170m /1233m)

Published at...	Clerk of the Course Ian WATSON		Timekeeper Peter MAJOSHAZI		
-----------------	-----------------------------------	--	-------------------------------	--	--

Supercar

SC - 03

Free Practice 1

2.	00:50.228	20.3	29.9	10:20:13.315
3.	00:44.616	14.9	29.6	10:20:57.931
4.	00:44.652	14.5	30.0	10:21:42.583
5.	16:12.822	15.2	5:57	11:37:55.405
6.	00:48.580	19.0	29.5	11:38:43.985
7.	00:43.521	13.8	29.6	11:39:27.506
8.	00:43.184	13.8	29.3	11:40:10.690
9.	00:43.194	13.6	29.5	11:40:53.884
10.	19:03.507	31.5	8:31	11:59:57.391
11.	00:42.535	13.7	28.8	12:00:39.926
12.	00:42.658	13.4	29.2	12:01:22.584
13.	00:49.680	18.2	31.3	12:02:12.264
14.	00:43.051	13.4	29.5	12:02:55.315

22. 69 Martin KACZMARSKI POL Ford Fiesta

Lap	Laptime	Sector 1	Sector 2	Time of day
1.	00:49.749	19.5	30.2	10:19:44.116
2.	00:43.918	14.4	29.4	10:20:28.034
3.	00:49.734	19.4	30.2	10:21:17.768
4.	00:43.589	14.0	29.5	10:22:01.357
5.	22:00.153	36.7	1:23	10:44:01.510
6.	00:48.777	19.2	29.5	10:44:50.287
7.	00:42.891	13.5	29.3	10:45:33.178
8.	00:43.291	13.9	29.3	10:46:16.469
9.	00:42.862	13.6	29.2	10:46:59.331
10.	07:21.268	29.9	6:51	11:54:20.599
11.	00:47.996	18.9	29.0	11:55:08.595
12.	00:42.586	13.5	29.0	11:55:51.181
13.	00:43.135	13.6	29.4	11:56:34.316
14.	00:47.513	18.5	28.9	11:57:21.829

23. 49 "M.D.K." BEL Ford Fiesta

Lap	Laptime	Sector 1	Sector 2	Time of day
1.	00:50.285	19.9	30.2	10:19:47.651
2.	00:44.025	14.2	29.7	10:20:31.676
3.	00:43.642	14.0	29.5	10:21:15.318
4.	00:44.043	13.8	30.1	10:21:59.361
5.	22:17.298	32.9	1:44	10:44:16.659
6.	00:49.177	19.5	29.6	10:45:05.836
7.	00:43.011	13.5	29.4	10:45:48.847
8.	00:43.282	13.7	29.5	10:46:32.129

24. 42 Oliver BENNETT GBR Ford Fiesta

Lap	Laptime	Sector 1	Sector 2	Time of day
1.	00:50.494	20.2	30.2	10:27:30.202
2.	00:45.490	14.7	30.7	10:28:15.692
3.	00:51.329	20.5	30.7	10:29:07.021
4.	00:44.324	14.0	30.2	10:29:51.345
5.	14:12.547	27.7	3:44	11:44:03.892
6.	00:45.679	15.2	30.3	11:44:49.571
7.	00:44.490	13.9	30.5	11:45:34.061

These results are provisional until the conclusion of any judicial and technical inquiries.

Lydden Hill Race Circuit (1170m /1233m)

Published at...	Clerk of the Course Ian WATSON	Timekeeper Peter MAJOSHAZI	
-----------------	-----------------------------------	-------------------------------	--

Supercar




SC - 03

Free Practice 1

8.	00:44.561	14.3	30.2	11:46:18.622
9.	00:49.677	19.3	30.3	11:47:08.299

These results are provisional until the conclusion of any judicial and technical inquiries.

Lydden Hill Race Circuit (1170m /1233m)

Published at...	Clerk of the Course Ian WATSON 	Timekeeper Peter MAJOSHAZI 	
-----------------	---	---	---

Supercar

SC - 01

Provisional Grid Sheet for Q 1 by the draw (Right Pole)

P5	P4	P3	P2	POLE
Race 1				
	68	43	13	1
Race 2				
7	77	10	3	11
Race 3				
49	21	2	15	177
Race 4				
100	57	87	96	6
Race 5				
69	9	71	42	66

R1

R2

R3

R4

R5

1	Mattias EKSTRÖM	SWE
13	Andreas BAKKERUD	NOR
43	Ken BLOCK	USA
68	Niclas GRÖNHOLM	FIN
11	Petter SOLBERG	NOR
3	Johan KRISTOFFERSSON	SWE
10	"CSUCSU"	HUN
77	René MUENNICH	DEU
7	Timur TIMERZYANOV	RUS
177	Andrew JORDAN	GBR
15	Reinis NITISS	LVA
2	Oliver O'DONOVAN	IRL
21	Timmy HANSEN	SWE
49	"M.D.K."	BEL
6	Janis BAUMANIS	LVA
96	Kevin ERIKSSON	SWE
87	Jean-Baptiste DUBOURG	FRA
57	Toomas HEIKKINEN	FIN
100	Guy WILKS	GBR
66	Grégoire DEMOUSTIER	BEL
42	Oliver BENNETT	GBR
71	Kevin HANSEN	SWE
9	Sébastien LOEB	FRA
69	Martin KACZMARSKI	POL

These results are provisional until the conclusion of any judicial and technical inquiries.

Lydden Hill Race Circuit (1170m /1233m)

Published at...	Clerk of the Course Ian WATSON	Timekeeper Peter MAJOSHAZI	
-----------------	-----------------------------------	-------------------------------	--

Supercar

SC - 04


Result of Q 1

Pos.	No.	Driver Competitor/Entrant	Nat./Car	Total Tm Laps/Jok/Race	Gap Penalty	Lap0	Lap1 S1 S2	Lap2 S1 S2	Lap3 S1 S2	Lap4 S1 S2	Pts.
1	11	Petter SOLBERG PSRX Volkswagen Sweden	NOR Volkswagen Polo GTI	2:48.014 4 / 1 R2	-	0:03.381	0:40.171 12.9 27.1	0:39.790 12.4 27.3	0:40.001 12.5 27.4	0:44.671 16.9 27.6	50
2	3	Johan KRISTOFFERSSON PSRX Volkswagen Sweden	SWE Volkswagen Polo GTI	2:48.986 4 / 1 R2	0:00.972 -	0:03.409	0:40.741 13.3 27.4	0:40.023 12.6 27.4	0:39.969 12.5 27.4	0:44.844 17.2 27.5	45
3	1	Mattias EKSTRÖM EKS	SWE Audi S1	2:50.182 4 / 1 R1	0:02.168 -	0:03.350	0:40.657 13.2 27.3	0:40.263 12.6 27.5	0:40.435 12.6 27.7	0:45.477 17.6 27.8	42
4	13	Andreas BAKKERUD Hoonigan Racing Division	NOR Ford Focus RS	2:50.547 4 / 1 R1	0:02.533 -	0:03.331	0:41.067 13.5 27.4	0:40.297 12.7 27.5	0:40.376 12.7 27.6	0:45.476 17.5 27.9	40
5	21	Timmy HANSEN Team Peugeot-Hansen	SWE Peugeot 208	2:51.041 4 / 1 R3	0:03.027 -	0:03.425	0:45.147 17.6 27.5	0:40.677 12.8 27.8	0:40.842 12.8 27.9	0:40.950 12.8 28.0	39
6	43	Ken BLOCK Hoonigan Racing Division	USA Ford Focus RS	2:51.088 4 / 1 R1	0:03.074 -	0:03.434	0:45.366 17.7 27.6	0:40.536 12.9 27.6	0:41.061 12.7 28.3	0:40.691 12.7 27.8	38
7	9	Sébastien LOEB Team Peugeot-Hansen	FRA Peugeot 208	2:51.485 4 / 1 R5	0:03.471 -	0:03.416	0:41.138 13.5 27.5	0:40.499 12.8 27.6	0:40.886 12.8 28.0	0:45.546 17.6 27.8	37
8	57	Toomas HEIKKINEN EKS	FIN Audi S1	2:51.595 4 / 1 R4	0:03.581 -	0:03.385	0:45.422 17.6 27.7	0:40.870 12.8 28.0	0:40.749 12.8 27.8	0:41.169 13.1 28.0	36
9	96	Kevin ERIKSSON MJP Racing Team Austria	SWE Ford Fiesta	2:52.135 4 / 1 R4	0:04.121 -	0:03.337	0:41.376 13.4 27.9	0:40.862 12.9 27.9	0:40.832 12.8 27.9	0:45.728 17.5 28.2	35
10	177	Andrew JORDAN MJP Racing Team Austria	GBR Ford Fiesta	2:53.266 4 / 1 R3	0:05.252 -	0:03.667	0:41.541 13.7 27.7	0:40.977 12.8 28.1	0:40.883 12.8 28.0	0:46.198 18.0 28.1	34
11	6	Janis BAUMANIS Team Stard	LVA Ford Fiesta	2:53.449 4 / 1 R4	0:05.435 -	0:03.544	0:41.671 13.7 27.9	0:40.971 13.0 27.9	0:41.172 12.8 28.2	0:46.091 17.9 28.1	33
12	7	Timur TIMERZYANOV Team Stard	RUS Ford Fiesta	2:53.732 4 / 1 R2	0:05.718 -	0:03.399	0:45.767 17.9 27.7	0:41.091 13.1 27.9	0:41.892 13.1 28.7	0:41.583 13.0 28.5	32
13	71	Kevin HANSEN Team Peugeot-Hansen	SWE Peugeot 208	2:53.876 4 / 1 R5	0:05.862 -	0:03.494	0:41.798 13.8 27.9	0:41.199 13.0 28.1	0:41.481 13.1 28.3	0:45.904 17.6 28.2	31
14	100	Guy WILKS Loco World RX Team	GBR Volkswagen Polo	2:53.979 4 / 1 R4	0:05.965 -	0:03.655	0:46.220 18.0 28.1	0:41.312 13.0 28.2	0:41.287 13.1 28.1	0:41.505 12.9 28.5	30
15	77	René MUENNICH ALL-INKL.COM Muennich Motorsport	DEU Citroën DS3	2:55.227 4 / 1 R2	0:07.213 -	0:03.629	0:46.855 18.4 28.3	0:41.596 13.2 28.3	0:41.573 13.1 28.4	0:41.574 13.2 28.3	29
16	87	Jean-Baptiste DUBOURG DA Racing	FRA Peugeot 208	2:57.075 4 / 1 R4	0:09.061 -	0:03.488	0:43.192 14.3 28.8	0:41.986 13.1 28.8	0:46.304 17.6 28.6	0:42.105 13.1 28.9	28
17	10	"CSUCSU" Speedy Motorsport	HUN Kia Rio	2:59.371 4 / 1 R2	0:11.357 -	0:03.498	0:42.778 13.9 28.8	0:42.343 13.4 28.9	0:43.198 13.7 29.4	0:47.554 18.3 29.2	27
18	69	Martin KACZMARSKI Martin Kaczmarek	POL Ford Fiesta	2:59.745 4 / 1 R5	0:11.731 -	0:03.538	0:47.274 18.1 29.1	0:43.633 14.2 29.3	0:42.870 13.6 29.2	0:42.430 13.5 28.8	26
19	66	Grégoire DEMOUSTIER DA Racing	BEL Peugeot 208	3:00.320 4 / 1 R5	0:12.306 -	0:03.494	0:43.233 14.5 28.6	0:48.182 18.7 29.4	0:42.875 13.5 29.3	0:42.536 13.4 29.0	25
20	2	Oliver O'DONOVAN Oliver O'Donovan	IRL Ford Fiesta	3:00.381 4 / 1 R3	0:12.367 -	0:03.456	0:42.934 13.9 28.9	0:42.423 13.5 28.9	0:48.227 18.7 29.4	0:43.341 13.7 29.6	24
21	49	"M.D.K." M.D.K	BEL Ford Fiesta	3:00.877 4 / 1 R3	0:12.863 -	0:03.436	0:47.628 18.6 29.0	0:42.717 13.4 29.2	0:42.974 13.6 29.3	0:44.122 13.6 30.4	23
22	42	Oliver BENNETT Oliver Bennett	GBR Ford Fiesta	3:05.595 4 / 1 R5	0:17.581 -	0:03.639	0:46.661 15.3 31.3	0:43.334 13.9 29.4	0:43.243 13.5 29.7	0:48.718 19.0 29.7	22
23	15	Reinis NITISS EKS Performance AB	LVA Audi S1	2:47.955 4 / 0 R3	0:29.941 0:30.000	0:03.375	0:41.171 13.2 27.9	0:41.015 12.7 28.2	0:40.968 12.8 28.1	0:41.426 12.8 28.6	21
DNF	68	Niclas GRÖNHOLM GRX	FIN Ford Fiesta	- 2 / 1 R1	+2 LAP -	0:03.457	0:46.182 18.1 27.9	0:41.107 12.9 28.1			19

#15 - No Joker Lap

These results are provisional until the conclusion of any judicial and technical inquiries.

Lydden Hill Race Circuit (1170m /1233m)

Published at...	Clerk of the Course Ian WATSON	Timekeeper Peter MAJOSHAZI	
-----------------	-----------------------------------	-------------------------------	---

Printed: 5/27/2017 1:36:02 PM

Page 1 of 1

Supercar

SC - 05

Provisional Grid Sheet for Q 2 (Right Pole)

P5	P4	P3	P2	POLE
Race 1				
	68	15	42	49
Race 2				
2	66	69	10	87
Race 3				
77	100	71	7	6
Race 4				
177	96	57	9	43
Race 5				
21	13	1	3	11

R1

R2

R3

R4

R5

49	"M.D.K."	BEL
42	Oliver BENNETT	GBR
15	Reinis NITISS	LVA
68	Niclas GRÖNHOLM	FIN
87	Jean-Baptiste DUBOURG	FRA
10	"CSUCSU"	HUN
69	Martin KACZMARSKI	POL
66	Grégoire DEMOUSTIER	BEL
2	Oliver O'DONOVAN	IRL
6	Janis BAUMANIS	LVA
7	Timur TIMERZYANOV	RUS
71	Kevin HANSEN	SWE
100	Guy WILKS	GBR
77	René MUENNICH	DEU
43	Ken BLOCK	USA
9	Sébastien LOEB	FRA
57	Toomas HEIKKINEN	FIN
96	Kevin ERIKSSON	SWE
177	Andrew JORDAN	GBR
11	Petter SOLBERG	NOR
3	Johan KRISTOFFERSSON	SWE
1	Mattias EKSTRÖM	SWE
13	Andreas BAKKERUD	NOR
21	Timmy HANSEN	SWE

These results are provisional until the conclusion of any judicial and technical inquiries.

Lydden Hill Race Circuit (1170m /1233m)

Published at...	Clerk of the Course Ian WATSON	Timekeeper Peter MAJOSHAZI	
-----------------	-----------------------------------	-------------------------------	--

Supercar

SC - 06

Result of Q 2

Pos.	No.	Driver Competitor/Entrant	Nat./Car	Total Tm Laps/Jok/Race	Gap Penalty	Lap0	Lap1 S1 S2	Lap2 S1 S2	Lap3 S1 S2	Lap4 S1 S2	Pts.
1	11	Petter SOLBERG PSRX Volkswagen Sweden	NOR Volkswagen Polo GTI	2:48.570	-	0:03.401	0:40.490 12.9 27.5	0:40.079 12.5 27.4	0:40.276 12.6 27.6	0:44.324 16.6 27.7	50
2	3	Johan KRISTOFFERSSON PSRX Volkswagen Sweden	SWE Volkswagen Polo GTI	2:49.143	0:00.573	0:03.430	0:40.840 13.2 27.6	0:40.181 12.6 27.5	0:40.131 12.6 27.5	0:44.561 16.8 27.7	45
3	1	Mattias EKSTRÖM EKS	SWE Audi S1	2:51.291	0:02.721	0:03.430	0:45.558 17.6 27.9	0:40.590 12.8 27.7	0:40.607 12.6 27.9	0:41.106 12.8 28.2	42
4	13	Andreas BAKKERUD Hoonigan Racing Division	NOR Ford Focus RS	2:51.626	0:03.056	0:03.409	0:41.363 13.8 27.5	0:40.486 12.7 27.7	0:40.433 12.7 27.6	0:45.935 17.5 28.3	40
5	21	Timmy HANSEN Team Peugeot-Hansen	SWE Peugeot 208	2:52.149	0:03.579	0:03.428	0:45.981 18.2 27.6	0:40.631 12.7 27.8	0:40.619 12.7 27.8	0:41.490 12.7 28.6	39
6	9	Sébastien LOEB Team Peugeot-Hansen	FRA Peugeot 208	2:52.294	0:03.724	0:03.442	0:41.741 13.9 27.7	0:40.872 12.9 27.8	0:45.069 17.2 27.8	0:41.170 12.9 28.2	38
7	43	Ken BLOCK Hoonigan Racing Division	USA Ford Focus RS	2:52.591	0:04.021	0:03.480	0:41.186 13.3 27.8	0:40.720 12.8 27.8	0:41.435 13.1 28.3	0:45.770 17.3 28.4	37
8	7	Timur TIMERZYANOV Team Stard	RUS Ford Fiesta	2:52.664	0:04.094	0:03.435	0:41.742 13.6 28.0	0:40.925 12.9 28.0	0:40.822 12.9 27.8	0:45.740 17.5 28.2	36
9	177	Andrew JORDAN MJP Racing Team Austria	GBR Ford Fiesta	2:53.351	0:04.781	0:03.670	0:46.443 18.3 28.1	0:41.056 12.9 28.1	0:40.922 12.9 27.9	0:41.260 12.9 28.3	35
10	68	Niclas GRÖNHOLM GRX	FIN Ford Fiesta	2:53.412	0:04.842	0:03.407	0:41.426 13.6 27.8	0:41.316 13.3 27.9	0:45.600 17.3 28.2	0:41.663 13.4 28.2	34
11	6	Janis BAUMANIS Team Stard	LVA Ford Fiesta	2:53.666	0:05.096	0:03.501	0:42.249 13.8 28.3	0:41.194 13.0 28.1	0:41.097 12.9 28.1	0:45.625 17.5 28.0	33
12	100	Guy WILKS Loco World RX Team	GBR Volkswagen Polo	2:54.262	0:05.692	0:03.423	0:46.137 17.8 28.2	0:41.138 12.9 28.1	0:42.025 13.5 28.4	0:41.539 13.1 28.4	32
13	96	Kevin ERIKSSON MJP Racing Team Austria	SWE Ford Fiesta	2:55.347	0:06.777	0:03.473	0:47.717 19.7 27.9	0:41.436 12.9 28.4	0:41.325 13.2 28.0	0:41.396 13.0 28.3	31
14	77	René MUENNICH ALL-INKL.COM Muennich Motorsport	DEU Citroën DS3	2:55.665	0:07.095	0:03.484	0:47.531 18.6 28.8	0:41.195 12.9 28.2	0:41.747 13.3 28.4	0:41.708 13.2 28.4	30
15	87	Jean-Baptiste DUBOURG DA Racing	FRA Peugeot 208	2:58.080	0:09.510	0:03.522	0:43.095 14.0 29.0	0:42.259 13.3 28.8	0:42.163 13.2 28.9	0:47.041 17.9 29.1	29
16	2	Oliver O'DONOVAN Oliver O'Donovan	IRL Ford Fiesta	2:58.791	0:10.221	0:03.468	0:47.577 18.4 29.1	0:42.607 13.6 28.9	0:42.486 13.3 29.1	0:42.653 13.4 29.2	28
17	66	Grégoire DEMOUSTIER DA Racing	BEL Peugeot 208	3:00.486	0:11.916	0:03.577	0:48.344 19.5 28.7	0:42.552 13.2 29.3	0:43.353 13.5 29.8	0:42.660 13.5 29.1	27
18	69	Martin KACZMARSKI Martin Kaczmarek	POL Ford Fiesta	3:02.629	0:14.059	0:03.689	0:45.620 15.7 29.8	0:42.634 13.3 29.2	0:43.492 13.4 30.0	0:47.194 18.2 28.9	26
19	49	"M.D.K." M.D.K	BEL Ford Fiesta	3:04.429	0:15.859	0:03.502	0:46.400 16.8 29.5	0:47.972 18.5 29.3	0:42.947 13.8 29.1	0:43.608 13.6 29.9	25
20	10	"CSUCSU" Speedy Motorsport	HUN Kia Rio	3:04.829	0:16.259	0:03.564	0:43.850 14.7 29.0	0:42.596 13.6 28.9	0:47.181 17.6 29.4	0:47.638 18.4 29.1	24
21	42	Oliver BENNETT Oliver Bennett	GBR Ford Fiesta	3:05.618	0:17.048	0:03.507	0:45.753 15.1 30.6	0:43.575 13.8 29.7	0:48.893 19.3 29.5	0:43.890 14.2 29.6	23
22	57	Toomas HEIKKINEN EKS	FIN Audi S1	3:12.067	0:23.497	0:03.394	0:45.948 18.1 27.7	0:44.384 13.0 31.3	0:48.278 16.1 32.1	0:50.063 15.9 34.0	22
DNF	71	Kevin HANSEN Team Peugeot-Hansen	SWE Peugeot 208	-	+2 LAP	0:03.509	0:42.788 14.1 28.6	0:42.859 13.1 29.7			19
DNF	15	Reinis NITISS EKS Performance AB	LVA Audi S1	-	+4 LAP	0:03.479					19

#68 Reprimand, #10 - False start

These results are provisional until the conclusion of any judicial and technical inquiries.

Lydden Hill Race Circuit (1170m /1233m)

Published at...	Clerk of the Course Ian WATSON	Timekeeper Peter MAJOSHAZI	
-----------------	-----------------------------------	-------------------------------	--

Printed: 5/27/2017 4:21:08 PM

Page 1 of 1

Supercar

SC - 07


Result after Q 2

Pos.	No.	Driver Competitor/Entrant	Nat. Car Ch.	Q1	Q2	Q3	Q4	Q Sum	Int. Pt.	SF1	SF2	Final	Ch. Pt.	Ch Sum
1	11	Petter SOLBERG PSRX Volkswagen Sweden	NOR Volkswagen Polo GTI	50 (1.) 2:48.014	50 (1.) 2:48.570			100						
2	3	Johan KRISTOFFERSSON PSRX Volkswagen Sweden	SWE Volkswagen Polo GTI	45 (2.) 2:48.986	45 (2.) 2:49.143			90						
3	1	Mattias EKSTRÖM EKS	SWE Audi S1	42 (3.) 2:50.182	42 (3.) 2:51.291			84						
4	13	Andreas BAKKERUD Hoonigan Racing Division	NOR Ford Focus RS	40 (4.) 2:50.547	40 (4.) 2:51.626			80						
5	21	Timmy HANSEN Team Peugeot-Hansen	SWE Peugeot 208	39 (5.) 2:51.041	39 (5.) 2:52.149			78						
6	9	Sébastien LOEB Team Peugeot-Hansen	FRA Peugeot 208	37 (7.) 2:51.485	38 (6.) 2:52.294			75						
7	43	Ken BLOCK Hoonigan Racing Division	USA Ford Focus RS	38 (6.) 2:51.088	37 (7.) 2:52.591			75						
8	177	Andrew JORDAN MJP Racing Team Austria	GBR Ford Fiesta	34 (10.) 2:53.266	35 (9.) 2:53.351			69						
9	7	Timur TIMERZYANOV Team Stard	RUS Ford Fiesta	32 (12.) 2:53.732	36 (8.) 2:52.664			68						
10	6	Janis BAUMANIS Team Stard	LVA Ford Fiesta	33 (11.) 2:53.449	33 (11.) 2:53.666			66						
11	96	Kevin ERIKSSON MJP Racing Team Austria	SWE Ford Fiesta	35 (9.) 2:52.135	31 (13.) 2:55.347			66						
12	100	Guy WILKS Loco World RX Team	GBR Volkswagen Polo	30 (14.) 2:53.979	32 (12.) 2:54.262			62						
13	77	René MUENNICH ALL-INKL.COM Muennich Motorsport	DEU Citroën DS3	29 (15.) 2:55.227	30 (14.) 2:55.665			59						
14	57	Toomas HEIKKINEN EKS	FIN Audi S1	36 (8.) 2:51.595	22 (22.) 3:12.067			58						
15	87	Jean-Baptiste DUBOURG DA Racing	FRA Peugeot 208	28 (16.) 2:57.075	29 (15.) 2:58.080			57						
16	68	Niclas GRÖNHOLM GRX	FIN Ford Fiesta	19 (24.) DNF	34 (10.) 2:53.412			53						
17	2	Oliver O'DONOVAN Oliver O'Donovan	IRL Ford Fiesta	24 (20.) 3:00.381	28 (16.) 2:58.791			52						
18	66	Grégoire DEMOUSTIER DA Racing	BEL Peugeot 208	25 (19.) 3:00.320	27 (17.) 3:00.486			52						
19	69	Martin KACZMARSKI Martin Kaczmarek	POL Ford Fiesta	26 (18.) 2:59.745	26 (18.) 3:02.629			52						
20	10	"CSUCSU" Speedy Motorsport	HUN Kia Rio	27 (17.) 2:59.371	24 (20.) 3:04.829			51						
21	71	Kevin HANSEN Team Peugeot-Hansen	SWE Peugeot 208	31 (13.) 2:53.876	19 (23.) DNF			50						
22	49	"M.D.K." M.D.K	BEL Ford Fiesta	23 (21.) 3:00.877	25 (19.) 3:04.429			48						
23	42	Oliver BENNETT Oliver Bennett	GBR Ford Fiesta	22 (22.) 3:05.595	23 (21.) 3:05.618			45						
24	15	Reinis NITISS EKS Performance AB	LVA Audi S1	21 (23.) 3:17.955	19 (24.) DNF			40						

24 drivers

These results are provisional until the conclusion of any judicial and technical inquiries.

Lydden Hill Race Circuit (1170m /1233m)

Published at...	Clerk of the Course Ian WATSON		Timekeeper Peter MAJOSHAZI		
-----------------	-----------------------------------	---	-------------------------------	---	---

Printed: 5/27/2017 4:22:13 PM

Page 1 of 1

Supercar

SC - 09

Warm-up

Ranking

Pos.	No.	Driver	Competitor/Entrant	Nat.	Car	Best lap	Diff	Laps
1	3	Johan KRISTOFFERSSON	PSRX Volkswagen Sweden	SWE	Volkswagen Polo GTI	0:40.746		2
2	9	Sébastien LOEB	Team Peugeot-Hansen	FRA	Peugeot 208	0:41.173	0:00.427	2
3	57	Toomas HEIKKINEN	EKS	FIN	Audi S1	0:41.240	0:00.494	2
4	68	Niclas GRÖNHOLM	GRX	FIN	Ford Fiesta	0:41.412	0:00.666	2
5	1	Mattias EKSTRÖM	EKS	SWE	Audi S1	0:41.420	0:00.674	2
6	7	Timur TIMERZYANOV	Team Stard	RUS	Ford Fiesta	0:41.428	0:00.682	2
7	77	René MUENNICH	ALL-INKL.COM Muennich Motorsport	DEU	Citroën DS3	0:41.591	0:00.845	2
8	21	Timmy HANSEN	Team Peugeot-Hansen	SWE	Peugeot 208	0:41.705	0:00.959	2
9	100	Guy WILKS	Loco World RX Team	GBR	Volkswagen Polo	0:41.727	0:00.981	2
10	71	Kevin HANSEN	Team Peugeot-Hansen	SWE	Peugeot 208	0:41.752	0:01.006	2
11	96	Kevin ERIKSSON	MJP Racing Team Austria	SWE	Ford Fiesta	0:41.758	0:01.012	2
12	6	Janis BAUMANIS	Team Stard	LVA	Ford Fiesta	0:41.924	0:01.178	2
13	11	Petter SOLBERG	PSRX Volkswagen Sweden	NOR	Volkswagen Polo GTI	0:42.123	0:01.377	2
14	87	Jean-Baptiste DUBOURG	DA Racing	FRA	Peugeot 208	0:42.353	0:01.607	2
15	69	Martin KACZMARSKI	Martin Kaczmarek	POL	Ford Fiesta	0:42.907	0:02.161	2
16	15	Reinis NITISS	EKS Performance AB	LVA	Audi S1	0:43.107	0:02.361	2
17	2	Oliver O'DONOVAN	Oliver O'Donovan	IRL	Ford Fiesta	0:43.260	0:02.514	2
18	66	Grégoire DEMOUSTIER	DA Racing	BEL	Peugeot 208	0:43.410	0:02.664	2
19	42	Oliver BENNETT	Oliver Bennett	GBR	Ford Fiesta	0:43.700	0:02.954	2
20	49	"M.D.K."	M.D.K	BEL	Ford Fiesta	0:43.724	0:02.978	2
21	177	Andrew JORDAN	MJP Racing Team Austria	GBR	Ford Fiesta	0:45.823	0:05.077	1
22	10	"CSUCSU"	Speedy Motorsport	HUN	Kia Rio	0:47.532	0:06.786	2
23	13	Andreas BAKKERUD	Hoonigan Racing Division	NOR	Ford Focus RS	0:52.827	0:12.081	1
24	43	Ken BLOCK	Hoonigan Racing Division	USA	Ford Focus RS	0:56.368	0:15.622	2

Total:24 Drivers included DNS: 0 ,DNF: 0 , EXC: 0

These results are provisional until the conclusion of any judicial and technical inquiries.

Lydden Hill Race Circuit (1170m /1233m)

Published at...	Clerk of the Course Ian WATSON	Timekeeper Peter MAJOSHAZI	
-----------------	-----------------------------------	-------------------------------	--

Supercar

SC - 09

Warm-up

Lap Times

1.	3	Johan KRISTOFFERSSON	SWE	Volkswagen Polo GTI
Lap	Laptime	Sector 1	Sector 2	Time of day
1.	00:45.238	17.6	27.5	10:33:12.776
2.	00:40.746	13.4	27.3	10:33:53.522
2.	9	Sébastien LOEB	FRA	Peugeot 208
Lap	Laptime	Sector 1	Sector 2	Time of day
1.	00:45.928	17.9	27.9	10:33:28.470
2.	00:41.173	13.4	27.6	10:34:09.643
3.	57	Toomas HEIKKINEN	FIN	Audi S1
Lap	Laptime	Sector 1	Sector 2	Time of day
1.	00:41.675	13.8	27.8	10:37:08.311
2.	00:41.240	13.2	27.9	10:37:49.551
4.	68	Niclas GRÖNHOLM	FIN	Ford Fiesta
Lap	Laptime	Sector 1	Sector 2	Time of day
1.	00:46.311	18.1	28.1	10:40:53.197
2.	00:41.412	13.5	27.8	10:41:34.609
5.	1	Mattias EKSTRÖM	SWE	Audi S1
Lap	Laptime	Sector 1	Sector 2	Time of day
1.	00:45.304	17.6	27.6	10:33:18.695
2.	00:41.420	13.6	27.7	10:34:00.115
6.	7	Timur TIMERZYANOV	RUS	Ford Fiesta
Lap	Laptime	Sector 1	Sector 2	Time of day
1.	00:46.125	18.1	28.0	10:36:53.691
2.	00:41.428	13.3	28.0	10:37:35.119
7.	77	René MUENNICH	DEU	Citroën DS3
Lap	Laptime	Sector 1	Sector 2	Time of day
1.	00:42.414	13.9	28.4	10:40:58.580
2.	00:41.591	13.4	28.1	10:41:40.171
8.	21	Timmy HANSEN	SWE	Peugeot 208
Lap	Laptime	Sector 1	Sector 2	Time of day
1.	00:41.705	14.0	27.6	10:33:31.876
2.	00:41.773	13.9	27.8	10:34:13.649
9.	100	Guy WILKS	GBR	Volkswagen Polo
Lap	Laptime	Sector 1	Sector 2	Time of day
1.	00:42.835	14.1	28.6	10:40:36.724
2.	00:41.727	13.4	28.2	10:41:18.451
10.	71	Kevin HANSEN	SWE	Peugeot 208
Lap	Laptime	Sector 1	Sector 2	Time of day
1.	00:42.417	14.0	28.3	10:36:40.863
2.	00:41.752	13.5	28.2	10:37:22.615
11.	96	Kevin ERIKSSON	SWE	Ford Fiesta

These results are provisional until the conclusion of any judicial and technical inquiries.

Lydden Hill Race Circuit (1170m /1233m)

Published at...	Clerk of the Course Ian WATSON	Timekeeper Peter MAJOSHAZI	
-----------------	-----------------------------------	-------------------------------	--

Supercar

SC - 09

Warm-up

Lap	Laptime	Sector 1	Sector 2	Time of day
1.	00:45.933	17.8	28.1	10:37:03.459
2.	00:41.758	13.9	27.8	10:37:45.217
12.	6 Janis BAUMANIS	LVA	Ford Fiesta	
Lap	Laptime	Sector 1	Sector 2	Time of day
1.	00:46.974	18.4	28.4	10:40:38.199
2.	00:41.924	13.6	28.2	10:41:20.123
13.	11 Petter SOLBERG	NOR	Volkswagen Polo GTI	
Lap	Laptime	Sector 1	Sector 2	Time of day
1.	00:45.353	17.6	27.6	10:33:08.877
2.	00:42.123	14.5	27.6	10:33:51.000
14.	87 Jean-Baptiste DUBOURG	FRA	Peugeot 208	
Lap	Laptime	Sector 1	Sector 2	Time of day
1.	00:43.050	14.0	28.9	10:40:41.388
2.	00:42.353	13.5	28.8	10:41:23.741
15.	69 Martin KACZMARSKI	POL	Ford Fiesta	
Lap	Laptime	Sector 1	Sector 2	Time of day
1.	00:43.984	14.7	29.2	10:40:44.686
2.	00:42.907	13.6	29.2	10:41:27.593
16.	15 Reinis NITISS	LVA	Audi S1	
Lap	Laptime	Sector 1	Sector 2	Time of day
1.	00:46.399	17.8	28.5	10:36:59.872
2.	00:43.107	14.8	28.2	10:37:42.979
17.	2 Oliver O'DONOVAN	IRL	Ford Fiesta	
Lap	Laptime	Sector 1	Sector 2	Time of day
1.	00:47.299	18.2	29.0	10:45:06.754
2.	00:43.260	14.6	28.6	10:45:50.014
18.	66 Grégoire DEMOUSTIER	BEL	Peugeot 208	
Lap	Laptime	Sector 1	Sector 2	Time of day
1.	00:43.546	14.6	28.8	10:44:47.704
2.	00:43.410	13.7	29.6	10:45:31.114
19.	42 Oliver BENNETT	GBR	Ford Fiesta	
Lap	Laptime	Sector 1	Sector 2	Time of day
1.	00:43.700	14.3	29.3	10:44:41.258
2.	00:49.445	19.6	29.8	10:45:30.703
20.	49 "M.D.K."	BEL	Ford Fiesta	
Lap	Laptime	Sector 1	Sector 2	Time of day
1.	00:43.724	14.4	29.2	10:44:33.744
2.	00:44.126	14.3	29.7	10:45:17.870
21.	177 Andrew JORDAN	GBR	Ford Fiesta	
Lap	Laptime	Sector 1	Sector 2	Time of day
1.	00:45.823	17.8	27.9	10:44:55.890

These results are provisional until the conclusion of any judicial and technical inquiries.

Lydden Hill Race Circuit (1170m /1233m)

Published at...	Clerk of the Course Ian WATSON	Timekeeper Peter MAJOSHAZI	
-----------------	-----------------------------------	-------------------------------	--

Supercar

SC - 09

Warm-up

22. 10 "CSUCSU" HUN Kia Rio				
Lap	Laptime	Sector 1	Sector 2	Time of day
1.	00:47.532	18.8	28.6	10:45:01.924
2.	00:55.918	26.8	29.0	10:45:57.842

23. 13 Andreas BAKKERUD NOR Ford Focus RS				
Lap	Laptime	Sector 1	Sector 2	Time of day
1.	00:52.827	20.7	32.0	10:33:30.711

24. 43 Ken BLOCK USA Ford Focus RS				
Lap	Laptime	Sector 1	Sector 2	Time of day
1.	00:56.368	21.0	35.2	10:36:59.468
2.	01:00.532	24.9	35.5	10:38:00.000

These results are provisional until the conclusion of any judicial and technical inquiries.

Lydden Hill Race Circuit (1170m /1233m)

Published at...	Clerk of the Course Ian WATSON	Timekeeper Peter MAJOSHAZI	
-----------------	-----------------------------------	-------------------------------	--

Supercar

SC - 08

Provisional Grid Sheet for Q 3 (Right Pole)

P5	P4	P3	P2	POLE
Race 1				
	15	71	57	42
Race 2				
10	49	69	66	2
Race 3				
87	77	96	100	6
Race 4				
68	177	7	43	9
Race 5				
21	13	1	3	11

R1

R2

R3

R4

R5

- 42 Oliver BENNETT GBR
- 57 Toomas HEIKKINEN FIN
- 71 Kevin HANSEN SWE
- 15 Reinis NITISS LVA

- 2 Oliver O'DONOVAN IRL
- 66 Grégoire DEMOUSTIER BEL
- 69 Martin KACZMARSKI POL
- 49 "M.D.K." BEL
- 10 "CSUCSU" HUN

- 6 Janis BAUMANIS LVA
- 100 Guy WILKS GBR
- 96 Kevin ERIKSSON SWE
- 77 René MUENNICH DEU
- 87 Jean-Baptiste DUBOURG FRA

- 9 Sébastien LOEB FRA
- 43 Ken BLOCK USA
- 7 Timur TIMERZYANOV RUS
- 177 Andrew JORDAN GBR
- 68 Niclas GRÖNHOLM FIN

- 11 Petter SOLBERG NOR
- 3 Johan KRISTOFFERSSON SWE
- 1 Mattias EKSTRÖM SWE
- 13 Andreas BAKKERUD NOR
- 21 Timmy HANSEN SWE

These results are provisional until the conclusion of any judicial and technical inquiries.

Lydden Hill Race Circuit (1170m /1233m)

Published at...	Clerk of the Course Ian WATSON	Timekeeper Peter MAJOSHAZI	
-----------------	-----------------------------------	-------------------------------	--

Supercar

SC - 10

Result of Q 3

Pos.	No.	Driver Competitor/Entrant	Nat./Car	Total Tm Laps/Jok/Race	Gap Penalty	Lap0	Lap1 S1 S2	Lap2 S1 S2	Lap3 S1 S2	Lap4 S1 S2	Pts.
1	11	Petter SOLBERG PSRX Volkswagen Sweden	NOR Volkswagen Polo GTI	2:48.055	-	0:03.371	0:40.264 12.9 27.3	0:39.838 12.5 27.3	0:44.155 16.5 27.6	0:40.427 12.7 27.6	50
2	3	Johan KRISTOFFERSSON PSRX Volkswagen Sweden	SWE Volkswagen Polo GTI	2:49.740	0:01.685 -	0:03.404	0:40.827 13.3 27.5	0:40.138 12.7 27.4	0:40.453 12.8 27.5	0:44.918 17.1 27.7	45
3	1	Mattias EKSTRÖM EKS	SWE Audi S1	2:51.344	0:03.289 -	0:03.423	0:45.377 17.7 27.6	0:40.628 12.6 28.0	0:40.797 12.8 27.9	0:41.119 12.8 28.2	42
4	9	Sébastien LOEB Team Peugeot-Hansen	FRA Peugeot 208	2:51.460	0:03.405 -	0:03.433	0:40.917 13.4 27.4	0:40.251 12.7 27.4	0:40.591 12.8 27.7	0:46.268 18.1 28.1	40
5	13	Andreas BAKKERUD Hoonigan Racing Division	NOR Ford Focus RS	2:51.482	0:03.427 -	0:03.421	0:41.032 13.7 27.3	0:45.487 17.1 28.3	0:40.606 12.7 27.8	0:40.936 12.7 28.1	39
6	43	Ken BLOCK Hoonigan Racing Division	USA Ford Focus RS	2:51.743	0:03.688 -	0:03.594	0:41.438 13.6 27.7	0:40.528 12.8 27.6	0:45.208 17.1 28.0	0:40.975 12.7 28.2	38
7	21	Timmy HANSEN Team Peugeot-Hansen	SWE Peugeot 208	2:51.814	0:03.759 -	0:03.401	0:45.765 18.4 27.3	0:41.098 12.6 28.4	0:40.578 12.8 27.7	0:40.972 12.8 28.1	37
8	57	Toomas HEIKKINEN EKS	FIN Audi S1	2:51.933	0:03.878 -	0:03.374	0:41.416 13.5 27.8	0:40.815 13.0 27.7	0:40.888 13.0 27.7	0:45.440 17.2 28.1	36
9	96	Kevin ERIKSSON MJP Racing Team Austria	SWE Ford Fiesta	2:52.375	0:04.320 -	0:03.457	0:45.515 17.4 28.0	0:41.072 13.1 27.9	0:41.039 12.9 28.0	0:41.292 13.1 28.1	35
10	15	Reinis NITISS EKS Performance AB	LVA Audi S1	2:52.479	0:04.424 -	0:03.433	0:45.532 17.5 27.9	0:41.055 12.9 28.1	0:41.092 12.8 28.2	0:41.367 13.0 28.3	34
11	71	Kevin HANSEN Team Peugeot-Hansen	SWE Peugeot 208	2:53.225	0:05.170 -	0:03.481	0:41.959 13.7 28.1	0:41.128 13.1 28.0	0:41.070 13.0 28.0	0:45.587 17.3 28.2	33
12	68	Niclas GRÖNHOLM GRX	FIN Ford Fiesta	2:53.619	0:05.564 -	0:03.435	0:45.695 17.7 27.9	0:41.258 13.1 28.0	0:41.748 13.3 28.4	0:41.483 13.1 28.3	32
13	6	Janis BAUMANIS Team Stard	LVA Ford Fiesta	2:53.995	0:05.940 -	0:03.535	0:42.071 13.8 28.2	0:41.266 13.0 28.1	0:41.148 13.1 28.0	0:45.975 17.7 28.2	31
14	7	Timur TIMERZYANOV Team Stard	RUS Ford Fiesta	2:54.037	0:05.982 -	0:03.527	0:41.984 14.1 27.8	0:45.282 17.4 27.8	0:41.705 13.0 28.6	0:41.539 13.1 28.3	30
15	87	Jean-Baptiste DUBOURG DA Racing	FRA Peugeot 208	2:56.342	0:08.287 -	0:03.518	0:46.904 18.2 28.6	0:41.604 13.0 28.5	0:41.854 13.1 28.7	0:42.462 13.1 29.2	29
16	2	Oliver O'DONOVAN Oliver O'Donovan	IRL Ford Fiesta	2:57.250	0:09.195 -	0:03.424	0:42.560 13.9 28.5	0:41.999 13.4 28.5	0:46.762 17.9 28.8	0:42.505 13.3 29.1	28
17	100	Guy WILKS Loco World RX Team	GBR Volkswagen Polo	2:57.716	0:09.661 -	0:03.647	0:42.578 13.9 28.5	0:41.500 13.0 28.3	0:41.159 13.0 28.1	0:48.832 17.9 30.8	27
18	177	Andrew JORDAN MJP Racing Team Austria	GBR Ford Fiesta	2:57.956	0:09.901 -	0:03.574	0:42.658 14.3 28.3	0:41.069 13.1 27.8	0:40.923 12.9 27.9	0:49.732 18.7 30.9	26
19	77	René MUENNICH ALL-INKL.COM Muennich Motorsport	DEU Citroën DS3	2:58.133	0:10.078 -	0:03.553	0:43.305 14.5 28.7	0:41.752 13.3 28.4	0:41.575 13.2 28.3	0:47.948 18.0 29.9	25
20	66	Grégoire DEMOUSTIER DA Racing	BEL Peugeot 208	2:59.284	0:11.229 -	0:03.472	0:43.441 14.4 29.0	0:47.478 18.1 29.3	0:42.586 13.4 29.1	0:42.307 13.2 29.1	24
21	42	Oliver BENNETT Oliver Bennett	GBR Ford Fiesta	3:00.439	0:12.384 -	0:03.522	0:43.740 14.3 29.3	0:42.522 13.2 29.2	0:48.035 19.2 28.8	0:42.620 13.4 29.2	23
22	10	"CSUCSU" Speedy Motorsport	HUN Kia Rio	3:00.463	0:12.408 -	0:03.620	0:47.921 18.9 28.9	0:43.591 13.9 29.6	0:42.832 13.0 29.5	0:42.499 13.2 28.9	22
23	69	Martin KACZMARSKI Martin Kaczmarek	POL Ford Fiesta	3:46.550	0:58.495 -	0:03.513	0:47.520 18.6 28.8	0:42.637 13.3 29.3	1:06.916 18.9 48.0	1:05.964 21.3 44.6	21
DNF	49	"M.D.K." M.D.K	BEL Ford Fiesta	-	+1 LAP -	0:03.557	0:44.515 14.9 29.5	0:42.965 13.6 29.2	0:43.298 13.6 29.6		19

These results are provisional until the conclusion of any judicial and technical inquiries.

Lydden Hill Race Circuit (1170m /1233m)

Published at...	Clerk of the Course Ian WATSON	Timekeeper Peter MAJOSHAZI	
-----------------	-----------------------------------	-------------------------------	---

Printed: 5/28/2017 11:45:26 AM

Page 1 of 1

Supercar

SC - 11

Result after Q 3

Pos.	No.	Driver Competitor/Entrant	Nat. Car Ch.	Q1	Q2	Q3	Q4	Q Sum	Int. Pt.	SF1	SF2	Final	Ch. Pt.	Ch Sum
1	11	Petter SOLBERG PSRX Volkswagen Sweden	NOR Volkswagen Polo GTI	50 (1.) 2:48.014	50 (1.) 2:48.570	50 (1.) 2:48.055		150						
2	3	Johan KRISTOFFERSSON PSRX Volkswagen Sweden	SWE Volkswagen Polo GTI	45 (2.) 2:48.986	45 (2.) 2:49.143	45 (2.) 2:49.740		135						
3	1	Mattias EKSTRÖM EKS	SWE Audi S1	42 (3.) 2:50.182	42 (3.) 2:51.291	42 (3.) 2:51.344		126						
4	13	Andreas BAKKERUD Hoonigan Racing Division	NOR Ford Focus RS	40 (4.) 2:50.547	40 (4.) 2:51.626	39 (5.) 2:51.482		119						
5	9	Sébastien LOEB Team Peugeot-Hansen	FRA Peugeot 208	37 (7.) 2:51.485	38 (6.) 2:52.294	40 (4.) 2:51.460		115						
6	21	Timmy HANSEN Team Peugeot-Hansen	SWE Peugeot 208	39 (5.) 2:51.041	39 (5.) 2:52.149	37 (7.) 2:51.814		115						
7	43	Ken BLOCK Hoonigan Racing Division	USA Ford Focus RS	38 (6.) 2:51.088	37 (7.) 2:52.591	38 (6.) 2:51.743		113						
8	96	Kevin ERIKSSON MJP Racing Team Austria	SWE Ford Fiesta	35 (9.) 2:52.135	31 (13.) 2:55.347	35 (9.) 2:52.375		101						
9	7	Timur TIMERZYANOV Team Stard	RUS Ford Fiesta	32 (12.) 2:53.732	36 (8.) 2:52.664	30 (14.) 2:54.037		98						
10	6	Janis BAUMANIS Team Stard	LVA Ford Fiesta	33 (11.) 2:53.449	33 (11.) 2:53.666	31 (13.) 2:53.995		97						
11	177	Andrew JORDAN MJP Racing Team Austria	GBR Ford Fiesta	34 (10.) 2:53.266	35 (9.) 2:53.351	26 (18.) 2:57.956		95						
12	57	Toomas HEIKKINEN EKS	FIN Audi S1	36 (8.) 2:51.595	22 (22.) 3:12.067	36 (8.) 2:51.933		94						
13	100	Guy WILKS Loco World RX Team	GBR Volkswagen Polo	30 (14.) 2:53.979	32 (12.) 2:54.262	27 (17.) 2:57.716		89						
14	87	Jean-Baptiste DUBOURG DA Racing	FRA Peugeot 208	28 (16.) 2:57.075	29 (15.) 2:58.080	29 (15.) 2:56.342		86						
15	68	Niclas GRÖNHOLM GRX	FIN Ford Fiesta	19 (24.) DNF	34 (10.) 2:53.412	32 (12.) 2:53.619		85						
16	77	René MUENNICH ALL-INKL.COM Muennich Motorsport	DEU Citroën DS3	29 (15.) 2:55.227	30 (14.) 2:55.665	25 (19.) 2:58.133		84						
17	71	Kevin HANSEN Team Peugeot-Hansen	SWE Peugeot 208	31 (13.) 2:53.876	19 (23.) DNF	33 (11.) 2:53.225		83						
18	2	Oliver O'DONOVAN Oliver O'Donovan	IRL Ford Fiesta	24 (20.) 3:00.381	28 (16.) 2:58.791	28 (16.) 2:57.250		80						
19	66	Grégoire DEMOUSTIER DA Racing	BEL Peugeot 208	25 (19.) 3:00.320	27 (17.) 3:00.486	24 (20.) 2:59.284		76						
20	15	Reinis NITISS EKS Performance AB	LVA Audi S1	21 (23.) 3:17.955	19 (24.) DNF	34 (10.) 2:52.479		74						
21	10	"CSUCSU" Speedy Motorsport	HUN Kia Rio	27 (17.) 2:59.371	24 (20.) 3:04.829	22 (22.) 3:00.463		73						
22	69	Martin KACZMARSKI Martin Kaczmarek	POL Ford Fiesta	26 (18.) 2:59.745	26 (18.) 3:02.629	21 (23.) 3:46.550		73						
23	42	Oliver BENNETT Oliver Bennett	GBR Ford Fiesta	22 (22.) 3:05.595	23 (21.) 3:05.618	23 (21.) 3:00.439		68						
24	49	"M.D.K." M.D.K	BEL Ford Fiesta	23 (21.) 3:00.877	25 (19.) 3:04.429	19 (24.) DNF		67						

24 drivers

These results are provisional until the conclusion of any judicial and technical inquiries.

Lydden Hill Race Circuit (1170m /1233m)

Published at...	Clerk of the Course Ian WATSON	Timekeeper Peter MAJOSHAZI	
-----------------	-----------------------------------	-------------------------------	---

Printed: 5/28/2017 11:48:34 AM

Page 1 of 1

Supercar

SC - 12

Provisional Grid Sheet for Q 4 (Right Pole)

P5	P4	P3	P2	POLE
Race 1				
	49	69	10	42
Race 2				
66	77	177	100	2
Race 3				
87	7	6	68	71
Race 4				
15	96	57	21	43
Race 5				
13	9	1	3	11

R1

R2

R3

R4

R5

42	Oliver BENNETT	GBR
10	"CSUCSU"	HUN
69	Martin KACZMARSKI	POL
49	"M.D.K."	BEL
2	Oliver O'DONOVAN	IRL
100	Guy WILKS	GBR
177	Andrew JORDAN	GBR
77	René MUENNICH	DEU
66	Grégoire DEMOUSTIER	BEL
71	Kevin HANSEN	SWE
68	Niclas GRÖNHOLM	FIN
6	Janis BAUMANIS	LVA
7	Timur TIMERZYANOV	RUS
87	Jean-Baptiste DUBOURG	FRA
43	Ken BLOCK	USA
21	Timmy HANSEN	SWE
57	Toomas HEIKKINEN	FIN
96	Kevin ERIKSSON	SWE
15	Reinis NITISS	LVA
11	Petter SOLBERG	NOR
3	Johan KRISTOFFERSSON	SWE
1	Mattias EKSTRÖM	SWE
9	Sébastien LOEB	FRA
13	Andreas BAKKERUD	NOR

These results are provisional until the conclusion of any judicial and technical inquiries.

Lydden Hill Race Circuit (1170m /1233m)

Published at...	Clerk of the Course Ian WATSON	Timekeeper Peter MAJOSHAZI	
-----------------	-----------------------------------	-------------------------------	--

Supercar

SC - 18

Result of Q 4

Modified

Pos.	No.	Driver Competitor/Entrant	Nat./Car	Total Tm Laps/Jok/Race	Gap Penalty	Lap0	Lap1 S1 S2	Lap2 S1 S2	Lap3 S1 S2	Lap4 S1 S2	Pts.
1	21	Timmy HANSEN Team Peugeot-Hansen	SWE Peugeot 208	2:49.376	-	0:03.436	0:45.035 17.6 27.4	0:40.285 12.9 27.3	0:40.242 12.6 27.6	0:40.378 12.6 27.6	50
2	3	Johan KRISTOFFERSSON PSRX Volkswagen Sweden	SWE Volkswagen Polo GTI	2:49.381	0:00.005 -	0:03.425	0:40.443 13.0 27.4	0:40.091 12.5 27.5	0:40.447 12.6 27.8	0:44.975 16.9 27.9	45
3	11	Petter SOLBERG PSRX Volkswagen Sweden	NOR Volkswagen Polo GTI	2:50.019	0:00.643 -	0:03.523	0:40.810 13.2 27.5	0:40.231 12.5 27.6	0:44.700 16.7 27.9	0:40.755 12.7 27.9	42
4	13	Andreas BAKKERUD Hoonigan Racing Division	NOR Ford Focus RS	2:50.413	0:01.037 -	0:03.385	0:45.343 17.7 27.5	0:40.592 12.9 27.6	0:40.386 12.7 27.6	0:40.707 12.8 27.8	40
5	43	Ken BLOCK Hoonigan Racing Division	USA Ford Focus RS	2:52.086	0:02.710 0:02.000	0:03.398	0:41.309 13.3 27.9	0:40.757 12.8 27.8	0:40.701 12.8 27.9	0:43.921 16.0 27.8	39
6	9	Sébastien LOEB Team Peugeot-Hansen	FRA Peugeot 208	2:52.235	0:02.859 -	0:03.423	0:42.313 13.9 28.3	0:40.751 12.8 27.9	0:44.809 17.0 27.7	0:40.939 12.9 27.9	38
7	177	Andrew JORDAN MJP Racing Team Austria	GBR Ford Fiesta	2:52.377	0:03.001 -	0:03.469	0:45.900 17.9 27.9	0:40.897 13.1 27.7	0:41.063 13.0 28.0	0:41.048 12.9 28.0	37
8	1	Mattias EKSTRÖM EKS	SWE Audi S1	2:52.623	0:03.247 -	0:03.554	0:41.799 13.6 28.1	0:40.794 12.7 28.0	0:40.868 12.8 28.0	0:45.608 17.4 28.1	36
9	71	Kevin HANSEN Team Peugeot-Hansen	SWE Peugeot 208	2:53.629	0:04.253 -	0:03.459	0:41.877 13.7 28.1	0:41.162 13.1 28.0	0:41.261 13.1 28.1	0:45.870 17.3 28.5	35
10	6	Janis BAUMANIS Team Stard	LVA Ford Fiesta	2:54.155	0:04.779 -	0:03.439	0:46.440 18.2 28.1	0:41.209 12.9 28.2	0:41.081 12.9 28.1	0:41.986 12.8 29.1	34
11	15	Reinis NITISS EKS Performance AB	LVA Audi S1	2:54.329	0:04.953 0:02.000	0:03.498	0:41.991 13.7 28.2	0:41.183 12.9 28.2	0:41.128 12.8 28.2	0:44.529 16.1 28.3	33
12	7	Timur TIMERZYANOV Team Stard	RUS Ford Fiesta	2:54.447	0:05.071 -	0:03.835	0:42.211 13.7 28.4	0:40.861 12.9 27.9	0:45.843 17.5 28.2	0:41.697 13.0 28.6	32
13	68	Niclas GRÖNHOLM GRX	FIN Ford Fiesta	2:55.005	0:05.629 -	0:03.532	0:42.199 13.9 28.2	0:45.897 17.5 28.3	0:41.609 13.1 28.4	0:41.768 13.0 28.7	31
14	96	Kevin ERIKSSON MJP Racing Team Austria	SWE Ford Fiesta	2:55.156	0:05.780 0:02.000	0:03.445	0:46.955 19.0 27.9	0:40.948 13.0 27.9	0:40.886 12.9 27.9	0:40.922 12.9 27.9	30
15	100	Guy WILKS Loco World RX Team	GBR Volkswagen Polo	2:55.895	0:06.519 -	0:03.423	0:42.608 13.8 28.7	0:41.424 13.2 28.1	0:41.697 13.2 28.4	0:46.743 17.8 28.8	29
16	10	"CSUCSU" Speedy Motorsport	HUN Kia Rio	3:00.044	0:10.668 -	0:03.714	0:48.246 19.1 29.0	0:42.328 13.5 28.7	0:42.380 13.4 28.8	0:43.376 13.8 29.5	28
17	66	Grégoire DEMOUSTIER DA Racing	BEL Peugeot 208	3:00.131	0:10.755 -	0:03.435	0:47.990 18.9 29.0	0:42.176 13.2 28.9	0:43.598 13.2 30.3	0:42.932 13.5 29.3	27
18	57	Toomas HEIKKINEN EKS	FIN Audi S1	3:00.352	0:10.976 -	0:03.416	0:54.510 26.6 27.8	0:40.642 12.8 27.7	0:40.908 12.9 27.9	0:40.876 12.8 27.9	26
19	69	Martin KACZMARSKI Martin Kaczmarzski	POL Ford Fiesta	3:01.045	0:11.669 -	0:03.524	0:43.557 14.6 28.8	0:43.323 14.0 29.3	0:42.776 13.9 28.8	0:47.865 18.3 29.4	25
20	42	Oliver BENNETT Oliver Bennett	GBR Ford Fiesta	3:01.998	0:12.622 -	0:03.605	0:44.234 15.1 29.1	0:43.329 13.6 29.6	0:42.673 13.4 29.2	0:48.157 18.6 29.5	24
21	77	René MUENNICH ALL-INKL.COM Muennich Motorsport	DEU Citroën DS3	3:03.772	0:14.396 -	0:03.518	0:43.562 14.6 28.8	0:46.861 17.8 29.0	0:44.593 13.5 31.0	0:45.238 16.4 28.7	23
22	2	Oliver O'DONOVAN Oliver O'Donovan	IRL Ford Fiesta	3:04.343	0:14.967 0:05.000	0:03.460	0:43.173 14.4 28.7	0:42.185 13.4 28.7	0:47.785 18.0 29.7	0:42.740 13.6 29.1	22
23	49	"M.D.K." M.D.K.	BEL Ford Fiesta	3:04.825	0:15.449 -	0:03.486	0:50.000 19.2 30.7	0:43.350 13.8 29.4	0:43.783 13.7 30.0	0:44.206 13.8 30.3	21
DNF	87	Jean-Baptiste DUBOURG DA Racing	FRA Peugeot 208	-	+4 LAP -	0:03.456					19

#2 +5 sec. penalty - Stw.Dec. Nr.6, #15 +2 sec. penalty - Stw. Dec. Nr.7, #43 +2 sec. penalty - Stw. Dec. Nr.8 #96 +2 sec Stw Dec.#9

These results are provisional until the conclusion of any judicial and technical inquires.

Lydden Hill Race Circuit (1170m /1233m)

Published at...	Clerk of the Course Ian WATSON	Timekeeper Peter MAJOSHAZI	
-----------------	-----------------------------------	-------------------------------	--

Printed: 5/28/2017 2:23:22 PM

Supercar

SC - 19

Intermediate Classification

Modified

Pos.	No.	Driver Competitor/Entrant	Nat. Car	Q1	Q2	Q3	Q4	Q Sum	Int. Pt.	SF1	SF2	Final	Ch. Pt.
1	11	Petter SOLBERG PSRX Volkswagen Sweden	NOR Volkswagen Polo GTI	50 (1.) 2:48.014	50 (1.) 2:48.570	50 (1.) 2:48.055	42 (3.) 2:50.019	192	16				16
2	3	Johan KRISTOFFERSSON PSRX Volkswagen Sweden	SWE Volkswagen Polo GTI	45 (2.) 2:48.986	45 (2.) 2:49.143	45 (2.) 2:49.740	45 (2.) 2:49.381	180	15				15
3	21	Timmy HANSEN Team Peugeot-Hansen	SWE Peugeot 208	39 (5.) 2:51.041	39 (5.) 2:52.149	37 (7.) 2:51.814	50 (1.) 2:49.376	165	14				14
4	1	Mattias EKSTRÖM EKS	SWE Audi S1	42 (3.) 2:50.182	42 (3.) 2:51.291	42 (3.) 2:51.344	36 (8.) 2:52.623	162	13				13
5	13	Andreas BAKKERUD Hoonigan Racing Division	NOR Ford Focus RS	40 (4.) 2:50.547	40 (4.) 2:51.626	39 (5.) 2:51.482	40 (4.) 2:50.413	159	12				12
6	9	Sébastien LOEB Team Peugeot-Hansen	FRA Peugeot 208	37 (7.) 2:51.485	38 (6.) 2:52.294	40 (4.) 2:51.460	38 (6.) 2:52.235	153	11				11
7	43	Ken BLOCK Hoonigan Racing Division	USA Ford Focus RS	38 (6.) 2:51.088	37 (7.) 2:52.591	38 (6.) 2:51.743	39 (5.) 2:52.086	152	10				10
8	177	Andrew JORDAN MJP Racing Team Austria	GBR Ford Fiesta	34 (10.) 2:53.266	35 (9.) 2:53.351	26 (18.) 2:57.956	37 (7.) 2:52.377	132	9				9
9	6	Janis BAUMANIS Team Stard	LVA Ford Fiesta	33 (11.) 2:53.449	33 (11.) 2:53.666	31 (13.) 2:53.995	34 (10.) 2:54.155	131	8				8
10	96	Kevin ERIKSSON MJP Racing Team Austria	SWE Ford Fiesta	35 (9.) 2:52.135	31 (13.) 2:55.347	35 (9.) 2:52.375	30 (14.) 2:55.156	131	7				7
11	7	Timur TIMERZYANOV Team Stard	RUS Ford Fiesta	32 (12.) 2:53.732	36 (8.) 2:52.664	30 (14.) 2:54.037	32 (12.) 2:54.447	130	6				6
12	57	Toomas HEIKKINEN EKS	FIN Audi S1	36 (8.) 2:51.595	22 (22.) 3:12.067	36 (8.) 2:51.933	26 (18.) 3:00.352	120	5				5
13	71	Kevin HANSEN Team Peugeot-Hansen	SWE Peugeot 208	31 (13.) 2:53.876	19 (23.) DNF	33 (11.) 2:53.225	35 (9.) 2:53.629	118	4				4
14	100	Guy WILKS Loco World RX Team	GBR Volkswagen Polo	30 (14.) 2:53.979	32 (12.) 2:54.262	27 (17.) 2:57.716	29 (15.) 2:55.895	118	3				3
15	68	Niclas GRÖNHOLM GRX	FIN Ford Fiesta	19 (24.) DNF	34 (10.) 2:53.412	32 (12.) 2:53.619	31 (13.) 2:55.005	116	2				2
16	15	Reinis NITISS EKS Performance AB	LVA Audi S1	21 (23.) 3:17.955	19 (24.) DNF	34 (10.) 2:52.479	33 (11.) 2:54.329	107	1				1
17	77	René MUENNICH ALL-INKL.COM Muennich Motorsport	DEU Citroën DS3	29 (15.) 2:55.227	30 (14.) 2:55.665	25 (19.) 2:58.133	23 (21.) 3:03.772	107	0				0
18	87	Jean-Baptiste DUBOURG DA Racing	FRA Peugeot 208	28 (16.) 2:57.075	29 (15.) 2:58.080	29 (15.) 2:56.342	19 (24.) DNF	105	0				0
19	66	Grégoire DEMOUSTIER DA Racing	BEL Peugeot 208	25 (19.) 3:00.320	27 (17.) 3:00.486	24 (20.) 2:59.284	27 (17.) 3:00.131	103	0				0
20	2	Oliver O'DONOVAN Oliver O'Donovan	IRL Ford Fiesta	24 (20.) 3:00.381	28 (16.) 2:58.791	28 (16.) 2:57.250	22 (22.) 3:04.343	102	0				0
21	10	"CSUCSU" Speedy Motorsport	HUN Kia Rio	27 (17.) 2:59.371	24 (20.) 3:04.829	22 (22.) 3:00.463	28 (16.) 3:00.044	101	0				0
22	69	Martin KACZMARSKI Martin Kaczmarcki	POL Ford Fiesta	26 (18.) 2:59.745	26 (18.) 3:02.629	21 (23.) 3:46.550	25 (19.) 3:01.045	98	0				0
23	42	Oliver BENNETT Oliver Bennett	GBR Ford Fiesta	22 (22.) 3:05.595	23 (21.) 3:05.618	23 (21.) 3:00.439	24 (20.) 3:01.998	92	0				0

These results are provisional until the conclusion of any judicial and technical inquiries.

Lydden Hill Race Circuit (1170m /1233m)

Published at...	Clerk of the Course Ian WATSON		Timekeeper Peter MAJOSHAZI		
-----------------	-----------------------------------	---	-------------------------------	---	---

Printed: 5/28/2017 2:21:15 PM

Page 1 of 2

Supercar

SC - 19

Intermediate Classification

Modified

Pos.	No.	Driver Competitor/Entrant	Nat.	Car	Q1	Q2	Q3	Q4	Q Sum	Int. Pt.	SF1	SF2	Final	Ch. Pt.
24	49	"M.D.K." M.D.K	BEL	Ford Fiesta	23 (21.) 3:00.877	25 (19.) 3:04.429	19 (24.) DNF	21 (23.) 3:04.825	88	0				0

24 drivers

-
-

These results are provisional until the conclusion of any judicial and technical inquires.

Lydden Hill Race Circuit (1170m /1233m)

Published at...	Clerk of the Course Ian WATSON	Timekeeper Peter MAJOSHAZI	
-----------------	-----------------------------------	-------------------------------	--

Supercar

SC - 20

Provisional Grid for Semi-Finals

Modified

Semi-Final 1
Row 1

11	Petter SOLBERG PSRX Volkswagen Sweden	NOR	Volkswagen Polo GTI Supercar
21	Timmy HANSEN Team Peugeot-Hansen	SWE	Peugeot 208 Supercar

Sporting Regulation 15.6.4 : If a Driver is unable to take his place in a Semi-Final (i.e. his car is unable to be driven under its own power to the starting grid), he will be substituted by the next qualifier (the highest placed Driver in the intermediate classification not already in the Semi-Finals). Any such substitute(s) will take the last place(s) on the grid with those ahead of them moving up to fill the place left by the non-starter(s).

Row 2

13	Andreas BAKKERUD Hoonigan Racing Division	NOR	Ford Focus RS Supercar
43	Ken BLOCK Hoonigan Racing Division	USA	Ford Focus RS Supercar

Row 3

6	Janis BAUMANIS Team Stard	LVA	Ford Fiesta Supercar
7	Timur TIMERZYANOV Team Stard	RUS	Ford Fiesta Supercar

Semi-Final 2
Row 1

3	Johan KRISTOFFERSSON PSRX Volkswagen Sweden	SWE	Volkswagen Polo GTI Supercar
1	Mattias EKSTRÖM EKS	SWE	Audi S1 Supercar

Row 2

9	Sébastien LOEB Team Peugeot-Hansen	FRA	Peugeot 208 Supercar
177	Andrew JORDAN MJP Racing Team Austria	GBR	Ford Fiesta Supercar

Row 3

96	Kevin ERIKSSON MJP Racing Team Austria	SWE	Ford Fiesta Supercar
57	Toomas HEIKKINEN EKS	FIN	Audi S1 Supercar

Next qualifier (13-)

13	71 Kevin HANSEN	SWE	22	69 Martin KACZMARSKI	POL
14	100 Guy WILKS	GBR	23	42 Oliver BENNETT	GBR
15	68 Niclas GRÖNHOLM	FIN	24	49 "M.D.K."	BEL
16	15 Reinis NITISS	LVA			
17	77 René MUENNICH	DEU			
18	87 Jean-Baptiste DUBOURG	FRA			
19	66 Grégoire DEMOUSTIER	BEL			
20	2 Oliver O'DONOVAN	IRL			
21	10 "CSUCSU"	HUN			

These results are provisional until the conclusion of any judicial and technical inquiries.

Lydden Hill Race Circuit (1170m /1233m)

Published at...	Clerk of the Course Ian WATSON 	Timekeeper Peter MAJOSHAZI 	
-----------------	---	---	---

Printed: 5/28/2017 2:25:09 PM

Page 1 of 1

Supercar

SC - 21

Results of Semi-finals

Semi-final 1

Pos. No.	Driver Competitor/Entrant	Nat.	Total Tm L / J	Gap	Lap0	Lap1 s1 s2	Lap 2 s1 s2	Lap3 s1 s2	Lap4 s1 s2	Lap 5 s1 s2	Lap 6 s1 s2	Cp.
1 11	Petter SOLBERG PSRX Volkswagen Sweden Volkswagen Polo GTI	NOR	4:11.741 6 / 1		0:03.388	0:40.415 13.0 27.3	<u>0:44.101</u> 16.6 27.4	0:40.021 12.5 27.4	0:40.925 12.6 28.3	0:41.314 12.8 28.4	0:41.577 12.8 28.7	6
2 13	Andreas BAKKERUD Hoonigan Racing Division Ford Focus RS	NOR	4:12.840 6 / 1	0:01.099	0:03.535	0:40.861 13.3 27.4	0:40.307 12.8 27.4	0:40.449 12.8 27.6	0:40.504 12.8 27.6	<u>0:45.333</u> 17.3 27.9	0:41.851 13.2 28.6	5
3 21	Timmy HANSEN Team Peugeot-Hansen Peugeot 208	SWE	4:13.143 6 / 1	0:01.402	0:03.486	<u>0:46.157</u> 18.2 27.8	0:40.589 12.7 27.7	0:40.616 12.9 27.7	0:40.697 12.7 27.9	0:40.600 12.7 27.8	0:40.998 12.8 28.1	4
4 43	Ken BLOCK Hoonigan Racing Division Ford Focus RS	USA	4:13.870 6 / 1	0:02.129	0:03.633	<u>0:46.619</u> 18.4 28.1	0:40.839 13.0 27.8	0:40.568 12.7 27.7	0:40.861 12.7 28.1	0:40.705 12.8 27.8	0:40.645 12.7 27.9	3
5 7	Timur TIMERZYANOV Team Stard Ford Fiesta	RUS	4:16.219 6 / 1	0:04.478	0:03.824	0:41.646 13.4 28.1	0:40.957 12.9 28.0	0:40.983 12.9 28.0	0:41.169 12.9 28.2	0:41.232 12.9 28.2	<u>0:46.408</u> 17.8 28.6	2
6 6	Janis BAUMANIS Team Stard Ford Fiesta	LVA	4:18.399 6 / 1	0:06.658	0:04.784	0:41.861 13.5 28.2	<u>0:46.163</u> 17.6 28.4	0:40.957 12.8 28.1	0:41.328 13.0 28.3	0:41.773 13.0 28.6	0:41.533 13.0 28.4	1

Semi-final 2

Pos. No.	Driver Competitor/Entrant	Nat.	Total Tm L / J	Gap	Lap0	Lap1 s1 s2	Lap 2 s1 s2	Lap3 s1 s2	Lap4 s1 s2	Lap5 s1 s2	Lap6 s1 s2	Cp.
1 3	Johan KRISTOFFERSSON PSRX Volkswagen Sweden Volkswagen Polo GTI	SWE	4:10.922 6 / 1		0:03.478	0:40.553 13.0 27.5	0:40.255 12.6 27.5	0:40.159 12.7 27.4	0:40.327 12.6 27.7	<u>0:45.010</u> 17.0 28.0	0:41.140 12.7 28.3	6
2 9	Sébastien LOEB Team Peugeot-Hansen Peugeot 208	FRA	4:13.095 6 / 1	0:02.173	0:03.612	0:41.116 13.4 27.6	0:40.481 12.7 27.6	0:40.532 12.7 27.7	0:40.540 12.7 27.8	0:40.776 12.7 27.9	<u>0:46.038</u> 17.3 28.7	5
3 1	Mattias EKSTRÖM EKS Audi S1	SWE	4:13.566 6 / 1	0:02.644	0:03.464	<u>0:44.974</u> 17.3 27.6	0:40.456 12.6 27.8	0:40.619 12.7 27.8	0:40.708 12.8 27.8	0:41.036 12.8 28.2	0:42.309 12.9 29.3	4
4 96	Kevin ERIKSSON MJP Racing Team Austria Ford Fiesta	SWE	4:14.630 6 / 1	0:03.708	0:03.776	<u>0:45.741</u> 17.7 28.0	0:40.706 12.7 27.9	0:40.915 12.8 28.0	0:41.226 13.0 28.1	0:41.036 12.9 28.0	0:41.230 13.0 28.2	3
5 177	Andrew JORDAN MJP Racing Team Austria Ford Fiesta	GBR	4:16.301 6 / 1	0:05.379	0:03.823	<u>0:46.388</u> 18.1 28.2	0:41.031 13.1 27.9	0:41.183 13.0 28.1	0:41.269 13.1 28.1	0:41.216 13.0 28.1	0:41.391 13.1 28.2	2
6 57	Toomas HEIKKINEN EKS Audi S1	FIN	4:17.343 6 / 1	0:06.421	0:03.871	<u>0:46.715</u> 18.5 28.1	0:41.412 13.0 28.3	0:41.098 12.8 28.2	0:41.166 12.9 28.1	0:41.184 12.9 28.2	0:41.897 13.1 28.7	1

These results are provisional until the conclusion of any judicial and technical inquiries.

Lydden Hill Race Circuit (1170m /1233m)

Published at...	Clerk of the Course Ian WATSON	Timekeeper Peter MAJOSHAZI	
-----------------	-----------------------------------	-------------------------------	--

Supercar

SC - 22

Provisional Grid for-Final

Final

Row 1

11	Petter SOLBERG PSRX Volkswagen Sweden	NOR	Volkswagen Polo GTI	22
3	Johan KRISTOFFERSSON PSRX Volkswagen Sweden	SWE	Volkswagen Polo GTI	21

Sporting Regulation 15.6.4 : If a Driver is unable to take his place in the Final (i.e. his car is unable to be driven under its own power to the starting grid), he will be substituted by the next qualifier (the fourth placed Semi-finalist with the highest points score in the Competition who is not already in the Final). Any such substitute(s) will take the last place(s) on the grid with those ahead of them moving up to fill the place left by the non-starter(s). Should neither of the fourth placed Semi-finalists be able to start, the fifth placed Semi-finalists, and then the sixth-placed, will be considered as above.

Row 2

13	Andreas BAKKERUD Hoonigan Racing Division	NOR	Ford Focus RS	17
9	Sébastien LOEB Team Peugeot-Hansen	FRA	Peugeot 208	16

Row 3

21	Timmy HANSEN Team Peugeot-Hansen	SWE	Peugeot 208	18
1	Mattias EKSTRÖM EKS	SWE	Audi S1	17

Next qualifier (7-)

43 Ken BLOCK	USA	13
96 Kevin ERIKSSON	SWE	10
177 Andrew JORDAN	GBR	11
7 Timur TIMERZYANOV	RUS	8
6 Janis BAUMANIS	LVA	9
57 Toomas HEIKKINEN	FIN	6

These results are provisional until the conclusion of any judicial and technical inquiries.

Lydden Hill Race Circuit (1170m /1233m)

Published at...	Clerk of the Course Ian WATSON	Timekeeper Peter MAJOSHAZI	
-----------------	-----------------------------------	-------------------------------	--

Supercar

SC - 22

Result of Final

Pos.	No.	Driver Competitor/Entrant	Nat.	Total Tm L / J	Gap	Lap0	Lap1 S1 S2	Lap 2 S1 S2	Lap3 S1 S2	Lap4 S1 S2	Lap5 S1 S2	Lap6 S1 S2	Cp.
1	11	Petter SOLBERG PSRX Volkswagen Sweden Volkswagen Polo GTI	NOR	4:09.602 6 / 1		0:03.353	0:40.159 12.8 27.3	<u>0:43.788</u> 16.3 27.4	0:40.274 12.7 27.5	0:40.420 12.6 27.7	0:40.606 12.8 27.7	0:41.002 12.9 28.0	8
2	3	Johan KRISTOFFERSSON PSRX Volkswagen Sweden Volkswagen Polo GTI	SWE	4:11.292 6 / 1	0:01.690	0:03.397	<u>0:44.734</u> 17.3 27.4	0:40.244 12.7 27.4	0:40.366 12.6 27.6	0:40.442 12.7 27.6	0:40.839 12.8 27.9	0:41.270 12.9 28.3	5
3	13	Andreas BAKKERUD Hoonigan Racing Division Ford Focus RS	NOR	4:12.919 6 / 1	0:03.317	0:03.575	0:40.843 13.2 27.6	0:40.524 12.8 27.6	0:40.587 12.7 27.8	0:40.724 12.8 27.8	0:40.994 12.9 28.0	<u>0:45.672</u> 17.5 28.1	4
4	9	Sébastien LOEB Team Peugeot-Hansen Peugeot 208	FRA	4:16.332 6 / 1	0:06.730	0:03.572	<u>0:45.993</u> 18.0 27.9	0:40.651 12.9 27.7	0:40.731 12.8 27.8	0:40.956 12.9 28.0	0:41.513 12.9 28.5	0:42.916 13.0 29.8	3
5	1	Mattias EKSTRÖM EKS Audi S1	SWE	4:23.758 6 / 1	0:14.156	0:03.768	0:41.185 13.4 27.7	0:40.692 12.8 27.8	0:40.712 12.7 27.9	0:40.960 12.7 28.1	<u>0:47.779</u> 17.6 30.0	0:48.662 15.0 33.5	2
6	21	Timmy HANSEN Team Peugeot-Hansen Peugeot 208	SWE	5:07.622 6 / 1	0:58.020	0:03.950	0:41.280 13.5 27.7	0:40.673 12.7 27.9	<u>0:53.614</u> 17.4 36.1	0:51.039 16.7 34.2	0:51.134 17.1 33.9	1:05.932 19.7 46.2	1

These results are provisional until the conclusion of any judicial and technical inquiries.

Lydden Hill Race Circuit (1170m /1233m)

Published at...	Clerk of the Course Ian WATSON	Timekeeper Peter MAJOSHAZI	
-----------------	-----------------------------------	-------------------------------	--

Supercar

SC - 24

Official results

Pos.	No.	Driver Competitor/Entrant	Nat.	Car	Q1	Q2	Q3	Q4	Q Sum	Int. Pt.	SF1	SF2	Final	Ch. Pt.
1	11	Petter SOLBERG PSRX Volkswagen Sweden	NOR	Volkswagen Polo GTI	50 (1.) 2:48.014	50 (1.) 2:48.570	50 (1.) 2:48.055	42 (3.) 2:50.019	192	16	6 (1.) 4:11.741		8 (1.) 4:09.602	30
2	3	Johan KRISTOFFERSSON PSRX Volkswagen Sweden	SWE	Volkswagen Polo GTI	45 (2.) 2:48.986	45 (2.) 2:49.143	45 (2.) 2:49.740	45 (2.) 2:49.381	180	15		6 (1.) 4:10.922	5 (2.) 4:11.292	26
3	13	Andreas BAKKERUD Hoonigan Racing Division	NOR	Ford Focus RS	40 (4.) 2:50.547	40 (4.) 2:51.626	39 (5.) 2:51.482	40 (4.) 2:50.413	159	12	5 (2.) 4:12.840		4 (3.) 4:12.919	21
4	9	Sébastien LOEB Team Peugeot-Hansen	FRA	Peugeot 208	37 (7.) 2:51.485	38 (6.) 2:52.294	40 (4.) 2:51.460	38 (6.) 2:52.235	153	11		5 (2.) 4:13.095	3 (4.) 4:16.332	19
5	1	Mattias EKSTRÖM EKS	SWE	Audi S1	42 (3.) 2:50.182	42 (3.) 2:51.291	42 (3.) 2:51.344	36 (8.) 2:52.623	162	13		4 (3.) 4:13.566	2 (5.) 4:23.758	19
6	21	Timmy HANSEN Team Peugeot-Hansen	SWE	Peugeot 208	39 (5.) 2:51.041	39 (5.) 2:52.149	37 (7.) 2:51.814	50 (1.) 2:49.376	165	14	4 (3.) 4:13.143		1 (6.) 5:07.622	19
7	43	Ken BLOCK Hoonigan Racing Division	USA	Ford Focus RS	38 (6.) 2:51.088	37 (7.) 2:52.591	38 (6.) 2:51.743	39 (5.) 2:52.086	152	10	3 (4.) 4:13.870			13
8	177	Andrew JORDAN MJP Racing Team Austria	GBR	Ford Fiesta	34 (10.) 2:53.266	35 (9.) 2:53.351	26 (18.) 2:57.956	37 (7.) 2:52.377	132	9		2 (5.) 4:16.301		11
9	96	Kevin ERIKSSON MJP Racing Team Austria	SWE	Ford Fiesta	35 (9.) 2:52.135	31 (13.) 2:55.347	35 (9.) 2:52.375	30 (14.) 2:55.156	131	7		3 (4.) 4:14.630		10
10	6	Janis BAUMANIS Team Stard	LVA	Ford Fiesta	33 (11.) 2:53.449	33 (11.) 2:53.666	31 (13.) 2:53.995	34 (10.) 2:54.155	131	8	1 (6.) 4:18.399			9
11	7	Timur TIMERZYANOV Team Stard	RUS	Ford Fiesta	32 (12.) 2:53.732	36 (8.) 2:52.664	30 (14.) 2:54.037	32 (12.) 2:54.447	130	6	2 (5.) 4:16.219			8
12	57	Toomas HEIKKINEN EKS	FIN	Audi S1	36 (8.) 2:51.595	22 (22.) 3:12.067	36 (8.) 2:51.933	26 (18.) 3:00.352	120	5		1 (6.) 4:17.343		6
13	71	Kevin HANSEN Team Peugeot-Hansen	SWE	Peugeot 208	31 (13.) 2:53.876	19 (23.) DNF	33 (11.) 2:53.225	35 (9.) 2:53.629	118	4				4
14	100	Guy WILKS Loco World RX Team	GBR	Volkswagen Polo	30 (14.) 2:53.979	32 (12.) 2:54.262	27 (17.) 2:57.716	29 (15.) 2:55.895	118	3				3
15	68	Niclas GRÖNHOLM GRX	FIN	Ford Fiesta	19 (24.) DNF	34 (10.) 2:53.412	32 (12.) 2:53.619	31 (13.) 2:55.005	116	2				2
16	15	Reinis NITISS EKS Performance AB	LVA	Audi S1	21 (23.) 3:17.955	19 (24.) DNF	34 (10.) 2:52.479	33 (11.) 2:54.329	107	1				1
17	77	René MUENNICH ALL-INKL.COM Muennich Motorsport	DEU	Citroën DS3	29 (15.) 2:55.227	30 (14.) 2:55.665	25 (19.) 2:58.133	23 (21.) 3:03.772	107	0				0
18	87	Jean-Baptiste DUBOURG DA Racing	FRA	Peugeot 208	28 (16.) 2:57.075	29 (15.) 2:58.080	29 (15.) 2:56.342	19 (24.) DNF	105	0				0
19	66	Grégoire DEMOUSTIER DA Racing	BEL	Peugeot 208	25 (19.) 3:00.320	27 (17.) 3:00.486	24 (20.) 2:59.284	27 (17.) 3:00.131	103	0				0
20	2	Oliver O'DONOVAN Oliver O'Donovan	IRL	Ford Fiesta	24 (20.) 3:00.381	28 (16.) 2:58.791	28 (16.) 2:57.250	22 (22.) 3:04.343	102	0				0
21	10	"CSUCSU" Speedy Motorsport	HUN	Kia Rio	27 (17.) 2:59.371	24 (20.) 3:04.829	22 (22.) 3:00.463	28 (16.) 3:00.044	101	0				0
22	69	Martin KACZMARSKI Martin Kaczmarski	POL	Ford Fiesta	26 (18.) 2:59.745	26 (18.) 3:02.629	21 (23.) 3:46.550	25 (19.) 3:01.045	98	0				0

Lydden Hill Race Circuit (1170m /1233m)

Published at...	Steward Ludek KOPECKY	Steward Ludo PEETERS	Steward Neil FULLER	
-----------------	--------------------------	-------------------------	------------------------	---

Supercar

SC - 24

Official results

Pos.	No.	Driver Competitor/Entrant	Nat.	Car	Q1	Q2	Q3	Q4	Q Sum	Int. Pt.	SF1	SF2	Final	Ch. Pt.
23	42	Oliver BENNETT Oliver Bennett	GBR	Ford Fiesta	22 (22.) 3:05.595	23 (21.) 3:05.618	23 (21.) 3:00.439	24 (20.) 3:01.998	92	0				0
24	49	"M.D.K." M.D.K	BEL	Ford Fiesta	23 (21.) 3:00.877	25 (19.) 3:04.429	19 (24.) DNF	21 (23.) 3:04.825	88	0				0

Reprimand: #68

Lydden Hill Race Circuit (1170m /1233m)

Published at...	Steward Ludek KOPECKY	Steward Ludo PEETERS	Steward Neil FULLER	
-----------------	--------------------------	-------------------------	------------------------	---

Page 2 of 2

Supercar

TC - 25

Official Results Team

Team	Nat.	No.	Driver	Nat.	Car	Pt.	Pen.	Pt.
1 PSRX Volkswagen Sweden	SWE	11 3	Petter SOLBERG Johan KRISTOFFERSSON	NOR SWE	Volkswagen Polo GTI Volkswagen Polo GTI	30 26		56
2 Team Peugeot-Hansen	SWE	21 9	Timmy HANSEN Sébastien LOEB	SWE FRA	Peugeot 208 Peugeot 208	19 19		38
3 Hoonigan Racing Division	USA	43 13	Ken BLOCK Andreas BAKKERUD	USA NOR	Ford Focus RS Ford Focus RS	13 21		34
4 EKS	SWE	1 57	Mattias EKSTRÖM Toomas HEIKKINEN	SWE FIN	Audi S1 Audi S1	19 6		25
5 MJP Racing Team Austria	AUT	96 177	Kevin ERIKSSON Andrew JORDAN	SWE GBR	Ford Fiesta Ford Fiesta	10 11		21
6 Team Stard	AUT	7 6	Timur TIMERZYANOV Janis BAUMANIS	RUS LVA	Ford Fiesta Ford Fiesta	8 9		17

These results are provisional until the conclusion of any judicial and technical inquiries.

Lydden Hill Race Circuit (1170m /1233m)

Published at...	Steward Ludek KOPECKY	Steward Ludo PEETERS	Steward Neil FULLER	
-----------------	--------------------------	-------------------------	------------------------	---

Supercar

Provisional Championship standing WorldRX

Pos.	No.	Driver	Nat.	Car	ESP	PRT	HOC	BEL	GBR	NOR	SWE	CAN	FRA	LVA	DEU	ZAF	Rep.	Pen.	Ch. Pt
1	3	Johan KRISTOFFERSSON	SWE	Volkswagen Polo GTI	21 6	23 3	25 2	29 1	26 2								0		124
2	1	Mattias EKSTRÖM	SWE	Audi S1	29 1	29 1	27 1	16 4	19 5								0		120
3	11	Petter SOLBERG	NOR	Volkswagen Polo GTI	19 4	23 6	20 4	25 3	30 1								0		117
4	21	Timmy HANSEN	SWE	Peugeot 208	17 5	16 4	24 3	25 2	19 6								0	-10	91
5	9	Sébastien LOEB	FRA	Peugeot 208	3 14	23 2	22 5	14 7	19 4								0		81
6	13	Andreas BAKKERUD	NOR	Ford Focus RS	22 3	8 10	3 14	19 6	21 3								2		73
7	43	Ken BLOCK	USA	Ford Focus RS	11 9	8 11	8 11	12 8	13 7								2		52
8	44	Timo SCHEIDER	DEU	Ford Fiesta	26 2	2 15	13 7	9 11									0		50
9	57	Toomas HEIKKINEN	FIN	Audi S1	11 8	8 12	10 6	11 9	6 12								0		46
10	96	Kevin ERIKSSON	SWE	Ford Fiesta	4 13	3 14	11 10	14 5	10 9								0		42
11	7	Timur TIMERZYANOV	RUS	Ford Fiesta	0 20	9 9	12 9	10 10	8 11								0		39
12	15	Reinis NITISS	LVA	Audi S1	8 10	18 5	7 12	4 13	1 16								0		38
13	71	Kevin HANSEN	SWE	Peugeot 208	8 11	13 8	12 8	0 21	4 13								0		37
14	6	Janis BAUMANIS	LVA	Ford Fiesta	2 15	13 7	2 15	1 16	9 10								0		27
15	100	Guy WILKS	GBR	Volkswagen Polo	12 7	1 16	0 19	3 14	3 14								1		19
16	68	Niclas GRÖNHOLM	FIN	Ford Fiesta	0 17	4 13	1 16	7 12	2 15								1		14
17	177	Andrew JORDAN	GBR	Ford Fiesta					11 8								0		11
18	87	Jean-Baptiste DUBOURG	FRA	Peugeot 208	7 12	0 17	0 17	0 17	0 18								0		7
19	4	Robin LARSSON	SWE	Audi A1			4 13										0		4
20	67	Francois DUVAL	BEL	Peugeot 208				2 15									0		2
21	77	René MUENNICH	DEU	Citroën DS3		0 18	0 20		0 17								0		0
22	69	Martin KACZMARSKI	POL	Ford Fiesta		0 19	0 18	0 19	0 22								0		0
23	49	"M.D.K."	BEL	Ford Fiesta				0 18	0 24								1		0
24	84	Hervé "Knapick" LEMONNIER	FRA	Citroën DS3	0 18												0		0
25	36	Guerlain CHICHERIT	FRA	Renault Clio	0 21		0 21	0 20									0		0
26	2	Oliver O'DONOVAN	IRL	Ford Fiesta					0 20								0		0

Lydden Hill Race Circuit (1170m /1233m)

Supercar

Provisional Championship standing WorldRX

Pos.	No.	Driver	Nat.	Car	ESP	PRT	HOC	BEL	GBR	NOR	SWE	CAN	FRA	LVA	DEU	ZAF	Rep.	Pen.	Ch. Pt	
27	41	Joaquim SANTOS	PRT	Ford Focus		0	22											0		0
28	42	Oliver BENNETT	GBR	Ford Fiesta					0	23								0		0
29	102	Tamás KÁRAI	HUN	Audi A1				0	23									0		0
30	10	"CSUCSU"	HUN	Kia Rio	1	0	0	0	0									1	-10	-9
31	66	Grégoire DEMOUSTIER	BEL	Peugeot 208	0	0		0	0									0	-10	-10
					16	20	22	24	21											
					19	21		22	19											

Lydden Hill Race Circuit (1170m /1233m)

Supercar

Provisional Championship standing WorldRX Team

Pos.	Team	Nat.	ESP	PRT	HOC	BEL	GBR	NOR	SWE	CAN	FRA	LVA	DEU	ZAF	Penalty	Ch. Pt
1	PSRX Volkswagen Sweden	SWE	40	46	45	54	56									241
2	Team Peugeot-Hansen	SWE	20	39	46	39	38								-10	172
3	EKS	SWE	40	37	37	27	25									166
4	Hoonigan Racing Division	USA	33	16	11	31	34									125
5	MJP Racing Team Austria	AUT	30	5	24	23	21									103
6	Team Stard	AUT	2	22	14	11	17									66

-
-

Touringcar

TC - 02

List of starters

No.	Driver	Nat.	Competitor/Entrant	Car	Licence	Competitor Lic.
1	1 Ben-Philip GUNDERSEN	NOR	Ben-Philip Gundersen	Ford Fiesta	IRC30408	AN30408
2	2 David NORDGÅRD	NOR	David Nordgård	Ford Fiesta	IRAC33817	AN33817
3	3 Anders-Nymoer BRATEN	NOR	Anders Nymoer Braten	Ford Fiesta	IRAC39490	AN39490
4	4 Kjetil LARSEN	NOR	Bridgestone Motorsport	Ford Fiest	IRC28671	570
5	5 Per-Magne RØYRÅS	NOR	Per-Magne Røyrås	Mazda RX8	IRAC24593	AN24593
6	11 Steinar STOKKE	NOR	Steinar Stokke	Mazda RX8	IRAC23682	AN23682
7	77 Steve VOLDERS	BEL	Trommelke	Ford Fiesta	439765	906038
8	88 Mandy KASSE	NLD	Mandy Kasse	Ford Fiesta	30183	30183
9	90 Lars-Øivind ENERBERG	NOR	Lars Øivind Enerberg	Ford Fiesta	IRAC37027	AN37027
10	95 Philip GEHRMAN	SWE	Bridgestone Motorsport	Ford Fiesta	199510252811	570

10 drivers

These results are provisional until the conclusion of any judicial and technical inquiries.

Lydden Hill Race Circuit (1170m /1233m)

Published at...	Clerk of the Course Ian WATSON 	Timekeeper Peter MAJOSHAZI 	
-----------------	---	---	---

Printed: 5/26/2017 7:51:27 PM

Page 1 of 1

Touringcar

TC - 03

Free Practice 1

Ranking

Pos.	No.	Driver	Competitor/Entrant	Nat.	Car	Best lap	Diff	Laps
1	90	Lars-Øivind ENERBERG	Lars Øivind Enerberg	NOR	Ford Fiesta	0:45.356		9
2	77	Steve VOLDERS	Trommelke	BEL	Ford Fiesta	0:45.720	0:00.364	9
3	3	Anders-Nymoen BRATEN	Anders Nymoen Braten	NOR	Ford Fiesta	0:45.782	0:00.426	9
4	1	Ben-Philip GUNDERSEN	Ben-Philip Gundersen	NOR	Ford Fiesta	0:45.940	0:00.584	9
5	2	David NORDGÅRD	David Nordgård	NOR	Ford Fiesta	0:46.012	0:00.656	7
6	4	Kjetil LARSEN	Bridgestone Motorsport	NOR	Ford Fiesta	0:46.089	0:00.733	14
7	95	Philip GEHRMAN	Bridgestone Motorsport	SWE	Ford Fiesta	0:46.159	0:00.803	4
8	5	Per-Magne RØYRÅS	Per-Magne Røyås	NOR	Mazda RX8	0:46.936	0:01.580	3
9	11	Steinar STOKKE	Steinar Stokke	NOR	Mazda RX8	0:47.061	0:01.705	9
10	88	Mandy KASSE	Mandy Kasse	NLD	Ford Fiesta	0:48.105	0:02.749	5

Total:10 Drivers included DNS: 0 ,DNF: 0 , EXC: 0

These results are provisional until the conclusion of any judicial and technical inquiries.

Lydden Hill Race Circuit (1170m /1233m)

Published at...	Clerk of the Course Ian WATSON	Timekeeper Peter MAJOSHAZI	
-----------------	-----------------------------------	-------------------------------	--

Printed: 5/27/2017 12:08:30 PM

Page 1 of 4

Touringcar

TC - 03

Free Practice 1

Lap Times

1. 90 Lars-Øivind ENERBERG NOR Ford Fiesta				
Lap	Laptime	Sector 1	Sector 2	Time of day
1.	00:46.328	15.8	30.4	10:50:33.909
2.	00:50.871	20.1	30.7	10:51:24.780
3.	00:45.356	14.7	30.6	10:52:10.136
4.	00:45.369	14.7	30.6	10:52:55.505
5.	23:25.780	15.2	3:10	11:16:21.285
6.	00:51.012	20.3	30.6	11:17:12.297
7.	00:45.570	14.8	30.7	11:17:57.867
8.	00:45.450	14.6	30.8	11:18:43.317
9.	00:46.307	14.5	31.7	11:19:29.624

2. 77 Steve VOLDERS BEL Ford Fiesta				
Lap	Laptime	Sector 1	Sector 2	Time of day
1.	00:48.357	16.7	31.6	10:50:48.156
2.	00:46.271	15.1	31.1	10:51:34.427
3.	00:50.914	19.8	31.1	10:52:25.341
4.	00:51.358	19.8	31.4	10:53:16.699
5.	23:01.118	40.6	2:20	11:16:17.817
6.	00:47.024	15.8	31.2	11:17:04.841
7.	00:45.720	14.7	30.9	11:17:50.561
8.	00:47.084	14.9	32.1	11:18:37.645
9.	00:53.659	20.9	32.6	11:19:31.304

3. 3 Anders-Nymoen BRATEN NOR Ford Fiesta				
Lap	Laptime	Sector 1	Sector 2	Time of day
1.	00:52.790	21.0	31.7	10:50:56.849
2.	00:46.734	15.3	31.3	10:51:43.583
3.	00:46.193	14.9	31.2	10:52:29.776
4.	00:46.369	15.0	31.3	10:53:16.145
5.	22:57.821	33.4	2:24	11:16:13.966
6.	00:47.487	15.9	31.5	11:17:01.453
7.	00:45.782	14.7	30.9	11:17:47.235
8.	00:51.003	19.8	31.1	11:18:38.238
9.	00:47.154	15.2	31.9	11:19:25.392

4. 1 Ben-Philip GUNDERSEN NOR Ford Fiesta				
Lap	Laptime	Sector 1	Sector 2	Time of day
1.	00:46.940	15.9	31.0	10:56:10.448
2.	00:46.201	14.9	31.2	10:56:56.649
3.	00:51.869	20.5	31.2	10:57:48.518
4.	00:46.539	15.0	31.4	10:58:35.057
5.	28:57.053	30.7	8:26	11:27:32.110
6.	00:46.989	15.5	31.4	11:28:19.099
7.	00:45.940	14.7	31.2	11:29:05.039
8.	00:50.980	19.7	31.2	11:29:56.019
9.	00:46.081	14.8	31.2	11:30:42.100

5. 2 David NORDGÅRD NOR Ford Fiesta				
-------------------------------------	--	--	--	--

These results are provisional until the conclusion of any judicial and technical inquiries.

Lydden Hill Race Circuit (1170m /1233m)

Published at...	Clerk of the Course Ian WATSON	Timekeeper Peter MAJOSHAZI	
-----------------	-----------------------------------	-------------------------------	--

Touringcar

TC - 03

Free Practice 1

Lap	Laptime	Sector 1	Sector 2	Time of day
1.	00:47.517	16.3	31.1	10:50:31.134
2.	00:46.012	14.7	31.2	10:51:17.146
3.	00:56.400	25.1	31.2	10:52:13.546
4.	00:51.618	20.2	31.3	10:53:05.164
5.	23:05.738	20.1	2:45	11:16:10.902
6.	00:52.599	21.2	31.3	11:17:03.501
7.	00:46.238	14.7	31.4	11:17:49.739

6.	4 Kjetil LARSEN	NOR	Ford Fiesta
-----------	------------------------	------------	--------------------

Lap	Laptime	Sector 1	Sector 2	Time of day
1.	00:48.390	16.9	31.4	10:50:40.391
2.	00:46.223	14.8	31.3	10:51:26.614
3.	00:46.156	14.8	31.3	10:52:12.770
4.	00:46.089	14.8	31.2	10:52:58.859
5.	23:07.618	17.6	2:50	11:16:06.477
6.	00:47.099	15.9	31.1	11:16:53.576
7.	00:46.569	14.9	31.6	11:17:40.145
8.	00:55.797	24.6	31.1	11:18:35.942
9.	00:53.091	21.2	31.8	11:19:29.033
10.	08:10.540	25.8	7:44	11:27:39.573
11.	00:52.728	21.5	31.1	11:28:32.301
12.	00:51.743	20.1	31.6	11:29:24.044
13.	00:51.702	20.1	31.5	11:30:15.746
14.	00:51.562	20.0	31.5	11:31:07.308

7.	95 Philip GEHRMAN	SWE	Ford Fiesta
-----------	--------------------------	------------	--------------------

Lap	Laptime	Sector 1	Sector 2	Time of day
1.	00:47.800	15.8	31.9	10:56:21.633
2.	00:51.587	20.0	31.5	10:57:13.220
3.	00:46.159	14.7	31.4	10:57:59.379
4.	00:46.358	14.9	31.3	10:58:45.737

8.	5 Per-Magne RØYRÅS	NOR	Mazda RX8
-----------	---------------------------	------------	------------------

Lap	Laptime	Sector 1	Sector 2	Time of day
1.	00:48.471	17.2	31.1	10:50:44.400
2.	01:00.944	28.8	32.0	10:51:45.344
3.	00:46.936	15.5	31.3	10:52:32.280

9.	11 Steinar STOKKE	NOR	Mazda RX8
-----------	--------------------------	------------	------------------

Lap	Laptime	Sector 1	Sector 2	Time of day
1.	00:48.660	16.0	32.5	10:56:15.317
2.	00:47.381	15.2	32.1	10:57:02.698
3.	00:53.434	21.3	32.0	10:57:56.132
4.	00:47.625	15.3	32.2	10:58:43.757
5.	17:42.099	32.7	7:09	11:16:25.856
6.	00:54.037	21.3	32.6	11:17:19.893
7.	00:47.061	15.1	31.8	11:18:06.954
8.	00:47.784	15.3	32.3	11:18:54.738
9.	00:47.717	15.2	32.5	11:19:42.455

10.	88 Mandy KASSE	NLD	Ford Fiesta
------------	-----------------------	------------	--------------------

These results are provisional until the conclusion of any judicial and technical inquiries.

Lydden Hill Race Circuit (1170m /1233m)

Published at...	Clerk of the Course Ian WATSON	Timekeeper Peter MAJOSHAZI	
-----------------	-----------------------------------	-------------------------------	--



**FIA EUROPEAN RALLYCROSS CHAMPIONSHIP //
PRESENTED BY MONSTER ENERGY_
ROUND 3 // 26-27 MAY // LYDDEN HILL (GBR)_
RALLYCROSS OF GREAT BRITAIN**



Touringcar



TC - 03

Free Practice 1

Lap	Laptime	Sector 1	Sector 2	Time of day
1.	31:57.167	21.9	1:35	11:27:34.713
2.	00:48.991	16.5	32.4	11:28:23.704
3.	00:54.743	22.1	32.5	11:29:18.447
4.	00:48.335	15.9	32.3	11:30:06.782
5.	00:48.105	15.9	32.1	11:30:54.887

These results are provisional until the conclusion of any judicial and technical inquiries.

Lydden Hill Race Circuit (1170m /1233m)

Published at...	Clerk of the Course Ian WATSON 	Timekeeper Peter MAJOSHAZI 	
-----------------	---	---	---

Printed: 5/27/2017 12:08:30 PM

Page 4 of 4





FIA EUROPEAN RALLYCROSS CHAMPIONSHIP //
 PRESENTED BY MONSTER ENERGY_
 ROUND 3 // 26-27 MAY // LYDDEN HILL (GBR)_
 RALLYCROSS OF GREAT BRITAIN



Touringcar

TC - 01

Provisional Grid Sheet for Q 1 by the draw (Right Pole)

P5	P4	P3	P2	POLE
----	----	----	----	------

Race 1

95	5	3	1	4
----	---	---	---	---

R1

Race 2

2	88	11	77	90
---	----	----	----	----

R2

4	Kjetil LARSEN	NOR
1	Ben-Philip GUNDERSEN	NOR
3	Anders-Nymoen BRATEN	NOR
5	Per-Magne RØYRÅS	NOR
95	Philip GEHRMAN	SWE

90	Lars-Øivind ENERBERG	NOR
77	Steve VOLDERS	BEL
11	Steinar STOKKE	NOR
88	Mandy KASSE	NLD
2	David NORDGÅRD	NOR

These results are provisional until the conclusion of any judicial and technical inquires.

Lydden Hill Race Circuit (1170m /1233m)

Published at...	Clerk of the Course Ian WATSON 	Timekeeper Peter MAJOSHAZI 	
-----------------	---	---	---

Printed: 5/26/2017 3:04:27 PM

Page 1 of 1



Touringcar

TC - 04

Result of Q 1

Pos.	No.	Driver Competitor/Entrant	Nat./Car	Total Tm Laps/Jok/Race	Gap Penalty	Lap0	Lap1 S1 S2	Lap2 S1 S2	Lap3 S1 S2	Lap4 S1 S2	Pts.
1	90	Lars-Øivind ENERBERG Lars Øivind Enerberg	NOR Ford Fiesta	3:11.439 4 / 1 R2	-	0:04.166	0:45.940 15.4 30.5	0:45.590 14.7 30.8	0:45.192 14.5 30.6	0:50.551 19.5 30.9	50
2	1	Ben-Philip GUNDERSEN Ben-Philip Gundersen	NOR Ford Fiesta	3:14.851 4 / 1 R1	0:03.412 -	0:04.130	0:46.570 15.4 31.0	0:51.250 19.8 31.4	0:46.501 15.0 31.4	0:46.400 14.9 31.4	45
3	95	Philip GEHRMAN Bridgestone Motorsport	SWE Ford Fiesta	3:16.015 4 / 1 R1	0:04.576 -	0:04.068	0:52.026 20.6 31.3	0:46.667 15.0 31.6	0:46.518 15.0 31.4	0:46.736 15.0 31.6	42
4	3	Anders-Nymoen BRATEN Anders Nymoen Braten	NOR Ford Fiesta	3:16.253 4 / 1 R1	0:04.814 -	0:04.262	0:52.041 20.6 31.3	0:47.366 15.4 31.9	0:46.365 14.7 31.5	0:46.219 14.9 31.2	40
5	4	Kjetil LARSEN Bridgestone Motorsport	NOR Ford Fiesta	3:16.725 4 / 1 R1	0:05.286 -	0:04.186	0:52.532 21.4 31.1	0:46.628 15.2 31.3	0:47.148 14.7 32.4	0:46.231 14.8 31.3	39
6	77	Steve VOLDERS Trommelke	BEL Ford Fiesta	3:16.906 4 / 1 R2	0:05.467 -	0:04.431	0:52.717 21.5 31.2	0:46.529 14.6 31.8	0:47.375 16.2 31.0	0:45.854 14.6 31.1	38
7	88	Mandy KASSE Mandy Kasse	NLD Ford Fiesta	3:22.956 4 / 1 R2	0:11.517 -	0:04.248	0:53.893 21.5 32.3	0:48.296 15.7 32.5	0:48.736 16.0 32.6	0:47.783 15.6 32.1	37
8	2	David NORDGÅRD David Nordgård	NOR Ford Fiesta	3:36.529 4 / 1 R2	0:25.090 -	0:04.111	0:47.334 16.0 31.2	0:51.993 15.7 36.2	0:53.618 17.5 36.0	0:59.473 23.2 36.2	36
DNF	11	Steinar STOKKE Steinar Stokke	NOR Mazda RX8	- 1 / 0 R2	+3 LAP -	0:04.298	0:47.732 16.3 31.3				33
DNF	5	Per-Magne RØYRÅS Per-Magne Røyrås	NOR Mazda RX8	- 1 / 1 R1	+3 LAP -	0:07.219	1:17.307 35.0 42.2				33

#5 - False start

These results are provisional until the conclusion of any judicial and technical inquiries.

Lydden Hill Race Circuit (1170m /1233m)

Published at...	Clerk of the Course Ian WATSON	Timekeeper Peter MAJOSHAZI	
-----------------	-----------------------------------	-------------------------------	--

Printed: 5/27/2017 12:48:58 PM

Page 1 of 1



FIA EUROPEAN RALLYCROSS CHAMPIONSHIP //
 PRESENTED BY MONSTER ENERGY_
 ROUND 3 // 26-27 MAY // LYDDEN HILL (GBR)_
 RALLYCROSS OF GREAT BRITAIN



Touringcar

TC - 05

Provisional Grid Sheet for Q 2 (Right Pole)

P5	P4	P3	P2	POLE
----	----	----	----	------

Race 1

5	11	2	88	77
---	----	---	----	----

R1

Race 2

4	3	95	1	90
---	---	----	---	----

R2

77	Steve VOLDERS	BEL
88	Mandy KASSE	NLD
2	David NORDGÅRD	NOR
11	Steinar STOKKE	NOR
5	Per-Magne RØYRÅS	NOR
90	Lars-Øivind ENERBERG	NOR
1	Ben-Philip GUNDERSEN	NOR
95	Philip GEHRMAN	SWE
3	Anders-Nymoen BRATEN	NOR
4	Kjetil LARSEN	NOR

These results are provisional until the conclusion of any judicial and technical inquires.

Lydden Hill Race Circuit (1170m /1233m)

Published at...	Clerk of the Course Ian WATSON 	Timekeeper Peter MAJOSHAZI 	
-----------------	---	---	---

Printed: 5/27/2017 12:50:56 PM

Page 1 of 1



Touringcar

TC - 07

Result after Q 2

Pos.	No.	Driver Competitor/Entrant	Nat. Car Ch.	Q1	Q2	Q3	Q4	Q Sum	Int. Pt.	SF1	SF2	Final	Ch. Pt.	Ch Sum
1	90	Lars-Øivind ENERBERG Lars Øivind Enerberg	NOR Ford Fiesta	50 (1.) 3:11.439	50 (1.) 3:10.986			100						
2	1	Ben-Philip GUNDERSEN Ben-Philip Gundersen	NOR Ford Fiesta	45 (2.) 3:14.851	39 (5.) 3:15.347			84						
3	77	Steve VOLDERS Trommelke	BEL Ford Fiesta	38 (6.) 3:16.906	45 (2.) 3:12.524			83						
4	3	Anders-Nymoen BRATEN Anders Nymoen Braten	NOR Ford Fiesta	40 (4.) 3:16.253	42 (3.) 3:14.010			82						
5	95	Philip GEHRMAN Bridgestone Motorsport	SWE Ford Fiesta	42 (3.) 3:16.015	40 (4.) 3:14.623			82						
6	4	Kjetil LARSEN Bridgestone Motorsport	NOR Ford Fiesta	39 (5.) 3:16.725	38 (6.) 3:16.570			77						
7	2	David NORDGÅRD David Nordgård	NOR Ford Fiesta	36 (8.) 3:36.529	37 (7.) 3:17.181			73						
8	88	Mandy KASSE Mandy Kasse	NLD Ford Fiesta	37 (7.) 3:22.956	34 (10.) 3:22.709			71						
9	11	Steinar STOKKE Steinar Stokke	NOR Mazda RX8	33 (9.) DNF	36 (8.) 3:17.660			69						
10	5	Per-Magne RØYRÅS Per-Magne Røyårs	NOR Mazda RX8	33 (10.) DNF	35 (9.) 3:18.249			68						

10 drivers

These results are provisional until the conclusion of any judicial and technical inquiries.

Lydden Hill Race Circuit (1170m /1233m)

Published at...	Clerk of the Course Ian WATSON	Timekeeper Peter MAJOSHAZI	
-----------------	-----------------------------------	-------------------------------	--

Printed: 5/27/2017 3:17:52 PM

Page 1 of 1

Touringcar

TC - 06

Result of Q 2

Pos.	No.	Driver Competitor/Entrant	Nat./Car	Total Tm Laps/Jok/Race	Gap Penalty	Lap0	Lap1 S1 S2	Lap2 S1 S2	Lap3 S1 S2	Lap4 S1 S2	Pts.
1	90	Lars-Øivind ENERBERG Lars Øivind Enerberg	NOR Ford Fiesta	3:10.986 4 / 1 R2	-	0:04.147	0:45.679 15.3 30.3	0:45.146 14.4 30.6	0:45.322 14.5 30.8	0:50.692 19.8 30.8	50
2	77	Steve VOLDERS Trommelke	BEL Ford Fiesta	3:12.524 4 / 1 R1	0:01.538 -	0:04.147	0:46.237 15.4 30.7	0:45.751 14.5 31.1	0:50.437 19.6 30.8	0:45.952 14.8 31.0	45
3	3	Anders-Nymoen BRATEN Anders Nymoen Braten	NOR Ford Fiesta	3:14.010 4 / 1 R2	0:03.024 -	0:04.157	0:51.427 20.3 31.0	0:45.786 14.8 30.9	0:46.323 14.9 31.3	0:46.317 14.9 31.3	42
4	95	Philip GEHRMAN Bridgestone Motorsport	SWE Ford Fiesta	3:14.623 4 / 1 R2	0:03.637 -	0:04.245	0:51.899 20.7 31.1	0:46.050 14.7 31.3	0:46.100 14.7 31.3	0:46.329 14.8 31.4	40
5	1	Ben-Philip GUNDERSEN Ben-Philip Gundersen	NOR Ford Fiesta	3:15.347 4 / 1 R2	0:04.361 -	0:04.176	0:47.498 15.8 31.6	0:45.857 14.5 31.2	0:46.154 14.6 31.4	0:51.662 20.0 31.6	39
6	4	Kjetil LARSEN Bridgestone Motorsport	NOR Ford Fiesta	3:16.570 4 / 1 R2	0:05.584 -	0:04.379	0:47.621 16.1 31.4	0:46.273 14.8 31.4	0:52.188 20.8 31.3	0:46.109 15.0 31.0	38
7	2	David NORDGÅRD David Nordgård	NOR Ford Fiesta	3:17.181 4 / 1 R1	0:06.195 -	0:04.226	0:47.662 16.0 31.6	0:46.424 14.8 31.6	0:46.725 14.9 31.7	0:52.144 20.0 32.1	37
8	11	Steinar STOKKE Steinar Stokke	NOR Mazda RX8	3:17.660 4 / 1 R1	0:06.674 -	0:04.263	0:52.325 20.7 31.5	0:46.941 15.3 31.5	0:46.702 15.2 31.4	0:47.429 15.3 32.1	36
9	5	Per-Magne RØYRÅS Per-Magne Røyrås	NOR Mazda RX8	3:18.249 4 / 1 R1	0:07.263 -	0:04.520	0:52.883 21.2 31.6	0:46.510 15.3 31.1	0:46.907 15.3 31.5	0:47.429 15.6 31.7	35
10	88	Mandy KASSE Mandy Kasse	NLD Ford Fiesta	3:22.709 4 / 1 R1	0:11.723 -	0:04.255	0:48.394 16.8 31.5	0:53.466 20.9 32.4	0:48.033 16.0 32.0	0:48.561 16.0 32.5	34

These results are provisional until the conclusion of any judicial and technical inquires.

Lydden Hill Race Circuit (1170m /1233m)

Published at...	Clerk of the Course Ian WATSON	Timekeeper Peter MAJOSHAZI	
-----------------	-----------------------------------	-------------------------------	--

Printed: 5/27/2017 3:16:38 PM

Page 1 of 1



**FIA EUROPEAN RALLYCROSS CHAMPIONSHIP //
PRESENTED BY MONSTER ENERGY_
ROUND 3 // 26-27 MAY // LYDDEN HILL (GBR)_
RALLYCROSS OF GREAT BRITAIN**



Touringcar

TC - 12

Warm-up

-

Ranking

Pos.	No.	Driver	Competitor/Entrant	Nat.	Car	Best lap	Diff	Laps
1	3	Anders-Nymoen BRATEN	Anders Nymoen Braten	NOR	Ford Fiesta	0:45.629		2
2	95	Philip GEHRMAN	Bridgestone Motorsport	SWE	Ford Fiesta	0:46.234	0:00.605	2
3	11	Steinar STOKKE	Steinar Stokke	NOR	Mazda RX8	0:46.234	0:00.605	2
4	90	Lars-Øivind ENERBERG	Lars Øivind Enerberg	NOR	Ford Fiesta	0:46.528	0:00.899	2
5	2	David NORDGÅRD	David Nordgård	NOR	Ford Fiesta	0:46.688	0:01.059	2
6	5	Per-Magne RØYRÅS	Per-Magne Røyrås	NOR	Mazda RX8	0:46.905	0:01.276	2
7	77	Steve VOLDERS	Trommelke	BEL	Ford Fiesta	0:47.516	0:01.887	2
8	1	Ben-Philip GUNDERSEN	Ben-Philip Gundersen	NOR	Ford Fiesta	0:47.969	0:02.340	2
9	88	Mandy KASSE	Mandy Kasse	NLD	Ford Fiesta	0:48.545	0:02.916	2
DNF	4	Kjetil LARSEN	Bridgestone Motorsport	NOR	Ford Fiesta	0:00.000	-	0

Total:10 Drivers included DNS: 0 ,DNF: 1 , EXC: 0

-
-

These results are provisional until the conclusion of any judicial and technical inquires.

Lydden Hill Race Circuit (1170m /1233m)

Published at...	Clerk of the Course Ian WATSON 	Timekeeper Peter MAJOSHAZI 	
-----------------	---	---	---

Printed: 5/28/2017 11:01:41 AM

Page 1 of 2



Touringcar

TC - 12

Warm-up

Lap Times

1. 3 Anders-Nymoen BRATEN NOR Ford Fiesta				
Lap	Laptime	Sector 1	Sector 2	Time of day
1.	00:47.831	16.8	31.0	10:48:55.049
2.	00:45.629	14.7	30.8	10:49:40.678
2. 95 Philip GEHRMAN SWE Ford Fiesta				
Lap	Laptime	Sector 1	Sector 2	Time of day
1.	00:50.905	20.1	30.7	10:52:17.545
2.	00:46.234	15.0	31.2	10:53:03.779
3. 11 Steinar STOKKE NOR Mazda RX8				
Lap	Laptime	Sector 1	Sector 2	Time of day
1.	00:52.161	20.6	31.5	10:52:22.640
2.	00:46.234	14.7	31.4	10:53:08.874
4. 90 Lars-Øivind ENERBERG NOR Ford Fiesta				
Lap	Laptime	Sector 1	Sector 2	Time of day
1.	00:51.658	20.7	30.9	10:52:32.748
2.	00:46.528	15.3	31.1	10:53:19.276
5. 2 David NORDGÅRD NOR Ford Fiesta				
Lap	Laptime	Sector 1	Sector 2	Time of day
1.	00:52.378	20.8	31.5	10:49:02.180
2.	00:46.688	15.2	31.4	10:49:48.868
6. 5 Per-Magne RØYRÅS NOR Mazda RX8				
Lap	Laptime	Sector 1	Sector 2	Time of day
1.	00:53.083	21.5	31.5	10:52:16.636
2.	00:46.905	15.5	31.3	10:53:03.541
7. 77 Steve VOLDERS BEL Ford Fiesta				
Lap	Laptime	Sector 1	Sector 2	Time of day
1.	00:47.516	16.4	31.0	10:48:43.534
2.	00:49.983	19.2	30.7	10:49:33.517
8. 1 Ben-Philip GUNDERSEN NOR Ford Fiesta				
Lap	Laptime	Sector 1	Sector 2	Time of day
1.	00:47.969	16.9	31.0	10:48:52.726
2.	00:51.209	19.9	31.2	10:49:43.935
9. 88 Mandy KASSE NLD Ford Fiesta				
Lap	Laptime	Sector 1	Sector 2	Time of day
1.	00:55.043	22.1	32.9	10:49:08.336
2.	00:48.545	16.2	32.3	10:49:56.881
DNF 4 Kjetil LARSEN NOR Ford Fiesta				

These results are provisional until the conclusion of any judicial and technical inquiries.

Lydden Hill Race Circuit (1170m /1233m)

Published at...	Clerk of the Course Ian WATSON	Timekeeper Peter MAJOSHAZI	
-----------------	-----------------------------------	-------------------------------	--

Printed: 5/28/2017 11:01:41 AM

Page 2 of 2



FIA EUROPEAN RALLYCROSS CHAMPIONSHIP //
 PRESENTED BY MONSTER ENERGY_
 ROUND 3 // 26-27 MAY // LYDDEN HILL (GBR)_
 RALLYCROSS OF GREAT BRITAIN



Touringcar

TC - 08

Provisional Grid Sheet for Q 3 (Right Pole)

P5	P4	P3	P2	POLE
----	----	----	----	------

Race 1

88	5	11	2	4
----	---	----	---	---

R1

Race 2

1	95	3	77	90
---	----	---	----	----

R2

4	Kjetil LARSEN	NOR
2	David NORDGÅRD	NOR
11	Steinar STOKKE	NOR
5	Per-Magne RØYRÅS	NOR
88	Mandy KASSE	NLD

90	Lars-Øivind ENERBERG	NOR
77	Steve VOLDERS	BEL
3	Anders-Nymoen BRATEN	NOR
95	Philip GEHRMAN	SWE
1	Ben-Philip GUNDERSEN	NOR

These results are provisional until the conclusion of any judicial and technical inquires.

Lydden Hill Race Circuit (1170m /1233m)

Published at...	Clerk of the Course Ian WATSON 	Timekeeper Peter MAJOSHAZI 	
-----------------	---	---	---

Printed: 5/27/2017 3:19:04 PM

Page 1 of 1



Touringcar

TC - 10

Result after Q 3

Pos.	No.	Driver Competitor/Entrant	Nat. Car Ch.	Q1	Q2	Q3	Q4	Q Sum	Int. Pt.	SF1	SF2	Final	Ch. Pt.	Ch Sum
1	90	Lars-Øivind ENERBERG Lars Øivind Enerberg	NOR Ford Fiesta	50 (1.) 3:11.439	50 (1.) 3:10.986	42 (3.) 3:15.241		142						
2	3	Anders-Nymoen BRATEN Anders Nymoen Braten	NOR Ford Fiesta	40 (4.) 3:16.253	42 (3.) 3:14.010	50 (1.) 3:15.028		132						
3	95	Philip GEHRMAN Bridgestone Motorsport	SWE Ford Fiesta	42 (3.) 3:16.015	40 (4.) 3:14.623	38 (6.) 3:15.906		120						
4	1	Ben-Philip GUNDERSEN Ben-Philip Gundersen	NOR Ford Fiesta	45 (2.) 3:14.851	39 (5.) 3:15.347	36 (8.) 3:16.295		120						
5	77	Steve VOLDERS Trommelke	BEL Ford Fiesta	38 (6.) 3:16.906	45 (2.) 3:12.524	35 (9.) 3:17.094		118						
6	11	Steinar STOKKE Steinar Stokke	NOR Mazda RX8	33 (9.) DNF	36 (8.) 3:17.660	45 (2.) 3:15.044		114						
7	4	Kjetil LARSEN Bridgestone Motorsport	NOR Ford Fiesta	39 (5.) 3:16.725	38 (6.) 3:16.570	37 (7.) 3:16.122		114						
8	2	David NORDGÅRD David Nordgård	NOR Ford Fiesta	36 (8.) 3:36.529	37 (7.) 3:17.181	40 (4.) 3:15.585		113						
9	5	Per-Magne RØYRÅS Per-Magne Røyrås	NOR Mazda RX8	33 (10.) DNF	35 (9.) 3:18.249	39 (5.) 3:15.882		107						
10	88	Mandy KASSE Mandy Kasse	NLD Ford Fiesta	37 (7.) 3:22.956	34 (10.) 3:22.709	34 (10.) 3:23.256		105						

10 drivers

These results are provisional until the conclusion of any judicial and technical inquiries.

Lydden Hill Race Circuit (1170m /1233m)

Published at...	Clerk of the Course Ian WATSON		Timekeeper Peter MAJOSHAZI		
-----------------	-----------------------------------	--	-------------------------------	--	--

Printed: 5/27/2017 5:09:38 PM

Page 1 of 1

Touringcar

TC - 09

Result of Q 3

Pos.	No.	Driver Competitor/Entrant	Nat./Car	Total Tm Laps/Jok/Race	Gap Penalty	Lap0	Lap1 S1 S2	Lap2 S1 S2	Lap3 S1 S2	Lap4 S1 S2	Pts.
1	3	Anders-Nymoen BRATEN Anders Nymoen Braten	NOR Ford Fiesta	3:15.028	-	0:04.277	0:47.069 16.2 30.8	0:45.978 14.9 31.0	<u>0:51.007</u> 19.6 31.3	0:46.697 15.0 31.6	50
2	11	Steinar STOKKE Steinar Stokke	NOR Mazda RX8	3:15.044	0:00.016	0:04.221	<u>0:51.536</u> 20.2 31.2	0:46.612 15.3 31.2	0:46.217 14.9 31.2	0:46.458 15.0 31.4	45
3	90	Lars-Øivind ENERBERG Lars Øivind Enerberg	NOR Ford Fiesta	3:15.241	0:00.213	0:04.253	0:47.598 16.4 31.1	<u>0:51.504</u> 19.8 31.6	0:45.998 14.5 31.4	0:45.888 14.7 31.1	42
4	2	David NORDGÅRD David Nordgård	NOR Ford Fiesta	3:15.585	0:00.557	0:04.241	0:46.727 15.5 31.1	0:46.428 14.8 31.6	0:46.616 14.8 31.7	<u>0:51.573</u> 19.9 31.6	40
5	5	Per-Magne RØYRÅS Per-Magne Røyrås	NOR Mazda RX8	3:15.882	0:00.854	0:04.440	0:47.740 15.9 31.8	<u>0:50.469</u> 19.4 31.0	0:46.388 15.1 31.2	0:46.845 15.0 31.7	39
6	95	Philip GEHRMAN Bridgestone Motorsport	SWE Ford Fiesta	3:15.906	0:00.878	0:04.167	<u>0:52.333</u> 21.2 31.0	0:46.290 14.8 31.4	0:46.159 14.6 31.4	0:46.957 14.7 32.1	38
7	4	Kjetil LARSEN Bridgestone Motorsport	NOR Ford Fiesta	3:16.122	0:01.094	0:04.410	0:47.121 15.8 31.2	0:46.567 14.8 31.6	<u>0:51.330</u> 20.2 31.1	0:46.694 14.9 31.7	37
8	1	Ben-Philip GUNDERSEN Ben-Philip Gundersen	NOR Ford Fiesta	3:16.295	0:01.267	0:04.211	<u>0:51.588</u> 20.4 31.1	0:46.502 15.1 31.3	0:47.388 14.8 32.5	0:46.606 14.8 31.7	36
9	77	Steve VOLDERS Trommelke	BEL Ford Fiesta	3:17.094	0:02.066	0:04.173	0:50.326 19.4 30.8	0:45.499 14.7 30.7	0:45.310 14.5 30.7	<u>0:51.786</u> 19.5 32.2	35
10	88	Mandy KASSE Mandy Kasse	NLD Ford Fiesta	3:23.256	0:08.228	0:04.330	<u>0:54.065</u> 21.8 32.2	0:48.119 15.8 32.2	0:48.200 15.9 32.2	0:48.542 16.0 32.5	34

These results are provisional until the conclusion of any judicial and technical inquires.

Lydden Hill Race Circuit (1170m /1233m)

Published at...	Clerk of the Course Ian WATSON	Timekeeper Peter MAJOSHAZI	
-----------------	-----------------------------------	-------------------------------	--

Printed: 5/27/2017 5:08:12 PM

Page 1 of 1



FIA EUROPEAN RALLYCROSS CHAMPIONSHIP //
 PRESENTED BY MONSTER ENERGY_
 ROUND 3 // 26-27 MAY // LYDDEN HILL (GBR)_
 RALLYCROSS OF GREAT BRITAIN



Touringcar

TC - 11

Provisional Grid Sheet for Q 4 (Right Pole)

P5	P4	P3	P2	POLE
----	----	----	----	------

Race 1

88	77	1	4	95
----	----	---	---	----

R1

Race 2

5	2	90	11	3
---	---	----	----	---

R2

95	Philip GEHRMAN	SWE
4	Kjetil LARSEN	NOR
1	Ben-Philip GUNDERSEN	NOR
77	Steve VOLDERS	BEL
88	Mandy KASSE	NLD

3	Anders-Nymoen BRATEN	NOR
11	Steinar STOKKE	NOR
90	Lars-Øivind ENERBERG	NOR
2	David NORDGÅRD	NOR
5	Per-Magne RØYRÅS	NOR

These results are provisional until the conclusion of any judicial and technical inquires.

Lydden Hill Race Circuit (1170m /1233m)

Published at...	Clerk of the Course Ian WATSON 	Timekeeper Peter MAJOSHAZI 	
-----------------	---	---	---

Printed: 5/28/2017 9:46:36 AM

Page 1 of 1



Touringcar

TC - 13

Result of Q 4

Pos.	No.	Driver Competitor/Entrant	Nat./Car	Total Tm Laps/Jok/Race	Gap Penalty	Lap0	Lap1 S1 S2	Lap2 S1 S2	Lap3 S1 S2	Lap4 S1 S2	Pts.
1	77	Steve VOLDERS Trommelke	BEL Ford Fiesta	3:10.649	-	0:04.192	<u>0:50.645</u> 19.8 30.7	0:45.273 14.6 30.6	0:45.415 14.6 30.7	0:45.124 14.3 30.7	50
2	90	Lars-Øivind ENERBERG Lars Øivind Enerberg	NOR Ford Fiesta	3:11.865	0:01.216	0:04.226	0:46.823 15.5 31.2	<u>0:50.018</u> 19.4 30.6	0:45.363 14.5 30.8	0:45.435 14.4 30.9	45
3	11	Steinar STOKKE Steinar Stokke	NOR Mazda RX8	3:13.775	0:03.126	0:04.233	0:46.488 15.3 31.0	0:46.056 14.6 31.3	0:45.991 14.6 31.3	<u>0:51.007</u> 19.6 31.3	42
4	1	Ben-Philip GUNDERSEN Ben-Philip Gundersen	NOR Ford Fiesta	3:15.417	0:04.768	0:04.195	0:47.811 16.0 31.7	<u>0:50.800</u> 19.4 31.3	0:46.222 15.0 31.2	0:46.389 15.0 31.3	40
5	2	David NORDGÅRD David Nordgård	NOR Ford Fiesta	3:15.867	0:05.218	0:04.181	<u>0:52.065</u> 20.4 31.5	0:46.552 15.2 31.3	0:46.621 15.0 31.5	0:46.448 14.8 31.5	39
6	5	Per-Magne RØYRÅS Per-Magne Røyrås	NOR Mazda RX8	3:16.286	0:05.637	0:04.367	<u>0:52.096</u> 20.5 31.5	0:46.685 15.3 31.2	0:46.442 14.8 31.5	0:46.696 15.0 31.6	38
7	3	Anders-Nymoen BRATEN Anders Nymoen Braten	NOR Ford Fiesta	3:16.819	0:06.170	0:04.202	0:47.310 15.7 31.6	0:47.984 17.0 30.9	0:46.364 14.9 31.3	<u>0:50.959</u> 19.5 31.3	37
8	4	Kjetil LARSEN Bridgestone Motorsport	NOR Ford Fiesta	3:16.894	0:06.245	0:04.205	0:47.385 15.8 31.5	0:46.432 14.9 31.4	<u>0:52.152</u> 20.1 32.0	0:46.720 14.8 31.8	36
9	88	Mandy KASSE Mandy Kasse	NLD Ford Fiesta	3:22.272	0:11.623	0:04.353	<u>0:54.128</u> 21.5 32.5	0:48.253 15.9 32.3	0:47.951 15.8 32.1	0:47.587 15.6 31.9	35
DNF	95	Philip GEHRMAN Bridgestone Motorsport	SWE Ford Fiesta	-	+3 LAP	2:35.120	<u>0:55.082</u> 22.2 32.8				33

These results are provisional until the conclusion of any judicial and technical inquires.

Lydden Hill Race Circuit (1170m /1233m)

Published at...	Clerk of the Course Ian WATSON 	Timekeeper Peter MAJOSHAZI 	
-----------------	---	---	---

Printed: 5/28/2017 11:59:40 AM

Page 1 of 1

Touringcar

TC - 14

Intermediate Classification

Pos.	No.	Driver Competitor/Entrant	Nat.	Car	Q1	Q2	Q3	Q4	Q Sum	Int. Pt.	SF1	SF2	Final	Ch. Pt.
1	90	Lars-Øivind ENERBERG Lars Øivind Enerberg	NOR	Ford Fiesta	50 (1.) 3:11.439	50 (1.) 3:10.986	42 (3.) 3:15.241	45 (2.) 3:11.865	187	16				16
2	3	Anders-Nymoen BRATEN Anders Nymoen Braten	NOR	Ford Fiesta	40 (4.) 3:16.253	42 (3.) 3:14.010	50 (1.) 3:15.028	37 (7.) 3:16.819	169	15				15
3	77	Steve VOLDERS Trommelke	BEL	Ford Fiesta	38 (6.) 3:16.906	45 (2.) 3:12.524	35 (9.) 3:17.094	50 (1.) 3:10.649	168	14				14
4	1	Ben-Philip GUNDERSEN Ben-Philip Gundersen	NOR	Ford Fiesta	45 (2.) 3:14.851	39 (5.) 3:15.347	36 (8.) 3:16.295	40 (4.) 3:15.417	160	13				13
5	11	Steinar STOKKE Steinar Stokke	NOR	Mazda RX8	33 (9.) DNF	36 (8.) 3:17.660	45 (2.) 3:15.044	42 (3.) 3:13.775	156	12				12
6	95	Philip GEHRMAN Bridgestone Motorsport	SWE	Ford Fiesta	42 (3.) 3:16.015	40 (4.) 3:14.623	38 (6.) 3:15.906	33 (10.) DNF	153	11				11
7	2	David NORDGÅRD David Nordgård	NOR	Ford Fiesta	36 (8.) 3:36.529	37 (7.) 3:17.181	40 (4.) 3:15.585	39 (5.) 3:15.867	152	10				10
8	4	Kjetil LARSEN Bridgestone Motorsport	NOR	Ford Fiesta	39 (5.) 3:16.725	38 (6.) 3:16.570	37 (7.) 3:16.122	36 (8.) 3:16.894	150	9				9
9	5	Per-Magne RØYRÅS Per-Magne Røyrås	NOR	Mazda RX8	33 (10.) DNF	35 (9.) 3:18.249	39 (5.) 3:15.882	38 (6.) 3:16.286	145	8				8
10	88	Mandy KASSE Mandy Kasse	NLD	Ford Fiesta	37 (7.) 3:22.956	34 (10.) 3:22.709	34 (10.) 3:23.256	35 (9.) 3:22.272	140	7				7

10 drivers

-
-

These results are provisional until the conclusion of any judicial and technical inquires.

Lydden Hill Race Circuit (1170m /1233m)

Published at...	Clerk of the Course Ian WATSON	Timekeeper Peter MAJOSHAZI	
-----------------	-----------------------------------	-------------------------------	--

Printed: 5/28/2017 12:01:12 PM

Page 1 of 1

Touringcar

TC - 16

Provisional Grid for Semi-Finals

Semi-Final 1

Row 1

90	Lars-Øivind ENERBERG Lars Øivind Enerberg	NOR	Ford Fiesta Touringcar
77	Steve VOLDERS Trommelke	BEL	Ford Fiesta Touringcar

Sporting Regulation 15.6.4 : If a Driver is unable to take his place in a Semi-Final (i.e. his car is unable to be driven under its own power to the starting grid), he will be substituted by the next qualifier (the highest placed Driver in the intermediate classification not already in the Semi-Finals). Any such substitute(s) will take the last place(s) on the grid with those ahead of them moving up to fill the place left by the non-starter(s).

Row 2

11	Steinar STOKKE Steinar Stokke	NOR	Mazda RX8 Touringcar
2	David NORDGÅRD David Nordgård	NOR	Ford Fiesta Touringcar

Row 3

5	Per-Magne RØYRÅS Per-Magne Røyrås	NOR	Mazda RX8 Touringcar
---	--------------------------------------	-----	-------------------------

Semi-Final 2

Row 1

3	Anders-Nymoen BRATEN Anders Nymoen Braten	NOR	Ford Fiesta Touringcar
1	Ben-Philip GUNDERSEN Ben-Philip Gundersen	NOR	Ford Fiesta Touringcar

Row 2

95	Philip GEHRMAN Bridgestone Motorsport	SWE	Ford Fiesta Touringcar
4	Kjetil LARSEN Bridgestone Motorsport	NOR	Ford Fiesta Touringcar

Row 3

88	Mandy KASSE Mandy Kasse	NLD	Ford Fiesta Touringcar
----	----------------------------	-----	---------------------------

Next qualifier (13-)

No more qualifiers

These results are provisional until the conclusion of any judicial and technical inquiries.

Lydden Hill Race Circuit (1170m /1233m)

Published at...	Clerk of the Course Ian WATSON	Timekeeper Peter MAJOSHAZI	
-----------------	-----------------------------------	-------------------------------	--

Printed: 5/28/2017 12:04:15 PM

Page 1 of 1

Touringcar

TC - 17

Results of Semi-finals

Semi-final 1

Pos. No.	Driver Competitor/Entrant	Nat.	Total Tm L / J	Gap	Lap0	Lap1 s1 s2	Lap 2 s1 s2	Lap3 s1 s2	Lap4 s1 s2	Lap 5 s1 s2	Lap 6 s1 s2	Cp.
1 77	Steve VOLDERS Trommelke Ford Fiesta	BEL	4:42.961 6 / 1		0:04.213	0:50.971 20.1 30.8	0:45.341 14.6 30.6	0:45.397 14.5 30.8	0:45.513 14.4 31.0	0:45.777 14.7 30.9	0:45.749 14.6 31.0	6
2 90	Lars-Øivind ENERBERG Lars Øivind Enerberg Ford Fiesta	NOR	4:44.828 6 / 1	0:01.867	0:04.314	0:46.758 15.3 31.4	0:45.988 14.6 31.3	0:45.926 14.6 31.2	0:45.598 14.5 31.0	0:50.553 19.4 31.0	0:45.691 14.4 31.2	5
3 2	David NORDGÅRD David Nordgård Ford Fiesta	NOR	4:49.485 6 / 1	0:06.524	0:04.499	0:51.824 20.4 31.3	0:46.258 14.9 31.2	0:46.332 14.7 31.6	0:46.470 14.9 31.5	0:46.849 15.0 31.7	0:47.253 15.3 31.9	4
4 11	Steinar STOKKE Steinar Stokke Mazda RX8	NOR	4:49.801 6 / 1	0:06.840	0:04.456	0:47.018 15.6 31.3	0:51.702 20.1 31.5	0:46.100 14.8 31.2	0:46.732 14.9 31.7	0:46.555 14.8 31.6	0:47.238 15.3 31.8	3
5 5	Per-Magne RØYRÅS Per-Magne Røyrås Mazda RX8	NOR	0:00.000 0 / 0	+6 LAP								2

Semi-final 2

Pos. No.	Driver Competitor/Entrant	Nat.	Total Tm L / J	Gap	Lap0	Lap1 s1 s2	Lap 2 s1 s2	Lap3 s1 s2	Lap4 s1 s2	Lap5 s1 s2	Lap6 s1 s2	Cp.
1 4	Kjetil LARSEN Bridgestone Motorsport Ford Fiesta	NOR	4:44.883 6 / 1		0:04.406	0:51.805 20.9 30.8	0:45.650 14.6 30.9	0:45.573 14.7 30.8	0:45.846 14.7 31.0	0:45.675 14.5 31.1	0:45.928 14.7 31.2	6
2 1	Ben-Philip GUNDERSEN Ben-Philip Gundersen Ford Fiesta	NOR	4:46.712 6 / 1	0:01.829	0:04.179	0:46.811 15.4 31.3	0:45.860 14.5 31.2	0:45.976 14.6 31.2	0:46.002 14.5 31.4	0:51.553 20.0 31.5	0:46.331 14.9 31.4	5
3 3	Anders-Nymoen BRATEN Anders Nymoen Braten Ford Fiesta	NOR	4:47.437 6 / 1	0:02.554	0:04.252	0:47.136 15.8 31.2	0:45.919 14.8 31.0	0:45.929 14.6 31.2	0:45.873 14.6 31.2	0:51.841 20.0 31.8	0:46.487 14.9 31.5	4
4 95	Philip GEHRMAN Bridgestone Motorsport Ford Fiesta	SWE	4:49.376 6 / 1	0:04.493	0:04.482	0:47.364 16.0 31.3	0:46.133 14.8 31.2	0:46.272 14.6 31.5	0:51.088 19.4 31.6	0:46.768 15.2 31.5	0:47.269 15.1 32.0	3
5 88	Mandy KASSE Mandy Kasse Ford Fiesta	NLD	4:59.538 6 / 1	0:14.655	0:04.787	0:48.416 16.5 31.8	0:47.706 15.6 32.1	0:47.890 15.4 32.4	0:53.555 21.0 32.4	0:48.315 15.9 32.3	0:48.869 15.8 32.9	2

These results are provisional until the conclusion of any judicial and technical inquiries.

Lydden Hill Race Circuit (1170m /1233m)

Published at...	Clerk of the Course Ian WATSON		Timekeeper Peter MAJOSHAZI		
-----------------	-----------------------------------	--	-------------------------------	--	--

Touringcar

TC - 18

Provisional Grid for-Final

Final

Row 1

77	Steve VOLDERS Trommelke	BEL	Ford Fiesta	20
4	Kjetil LARSEN Bridgestone Motorsport	NOR	Ford Fiesta	15

Row 2

90	Lars-Øivind ENERBERG Lars Øivind Enerberg	NOR	Ford Fiesta	21
1	Ben-Philip GUNDERSEN Ben-Philip Gundersen	NOR	Ford Fiesta	18

Row 3

3	Anders-Nymoen BRATEN Anders Nymoen Braten	NOR	Ford Fiesta	19
2	David NORDGÅRD David Nordgård	NOR	Ford Fiesta	14

Sporting Regulation 15.6.4 : If a Driver is unable to take his place in the Final (i.e. his car is unable to be driven under its own power to the starting grid), he will be substituted by the next qualifier (the fourth placed Semi-finalist with the highest points score in the Competition who is not already in the Final). Any such substitute(s) will take the last place(s) on the grid with those ahead of them moving up to fill the place left by the non-starter(s). Should neither of the fourth placed Semi-finalists be able to start, the fifth placed Semi-finalists, and then the sixth-placed, will be considered as above.

Next qualifier (7-)

11 Steinar STOKKE	NOR	15
95 Philip GEHRMAN	SWE	14
5 Per-Magne RØYRÅS	NOR	10
88 Mandy KASSE	NLD	9

These results are provisional until the conclusion of any judicial and technical inquiries.

Lydden Hill Race Circuit (1170m /1233m)

Published at...	Clerk of the Course Ian WATSON	Timekeeper Peter MAJOSHAZI	
-----------------	-----------------------------------	-------------------------------	--

Printed: 5/28/2017 1:29:14 PM

Page 1 of 1

Touringcar

TC - 19

Result of Final

Pos.	No.	Driver Competitor/Entrant	Nat.	Total Tm L / J	Gap	Lap0	Lap1 S1 S2	Lap 2 S1 S2	Lap3 S1 S2	Lap4 S1 S2	Lap5 S1 S2	Lap6 S1 S2	Cp.
1	90	Lars-Øivind ENERBERG Lars Øivind Enerberg Ford Fiesta	NOR	4:42.900 6 / 1		0:04.518	0:46.241 15.5 30.7	0:45.277 14.3 30.9	0:45.347 14.4 30.9	0:45.662 14.3 31.3	<u>0:50.328</u> 19.3 30.9	0:45.527 14.4 31.0	8
2	77	Steve VOLDERS Trommelke Ford Fiesta	BEL	4:44.292 6 / 1	0:01.392	0:04.214	0:45.872 15.3 30.5	0:45.086 14.3 30.7	0:45.606 14.5 31.0	0:45.792 14.6 31.1	0:45.595 14.5 31.0	<u>0:52.127</u> 20.8 31.2	5
3	4	Kjetil LARSEN Bridgestone Motorsport Ford Fiesta	NOR	4:45.939 6 / 1	0:03.039	0:04.325	<u>0:51.292</u> 20.5 30.7	0:45.869 14.9 30.8	0:45.971 14.8 31.1	0:46.010 14.9 31.1	0:46.160 14.8 31.3	0:46.312 14.9 31.3	4
4	1	Ben-Philip GUNDERSEN Ben-Philip Gundersen Ford Fiesta	NOR	4:46.525 6 / 1	0:03.625	0:04.449	<u>0:51.600</u> 20.7 30.8	0:46.000 14.8 31.1	0:45.747 14.6 31.1	0:45.971 14.7 31.2	0:46.586 15.0 31.5	0:46.172 14.8 31.3	3
5	3	Anders-Nymoen BRATEN Anders Nymoen Braten Ford Fiesta	NOR	4:47.420 6 / 1	0:04.520	0:04.744	0:46.822 15.8 30.9	0:45.758 14.6 31.0	0:45.921 14.7 31.1	0:46.145 14.7 31.3	<u>0:51.550</u> 19.6 31.8	0:46.480 14.9 31.5	2
6	2	David NORDGÅRD David Nordgård Ford Fiesta	NOR	4:51.051 6 / 1	0:08.151	0:04.737	0:47.946 16.4 31.4	0:46.297 14.8 31.4	0:46.578 14.9 31.6	0:46.578 14.9 31.6	0:46.443 14.9 31.4	<u>0:52.472</u> 20.0 32.4	1

These results are provisional until the conclusion of any judicial and technical inquiries.

Lydden Hill Race Circuit (1170m /1233m)

Published at...	Clerk of the Course Ian WATSON	Timekeeper Peter MAJOSHAZI	
-----------------	-----------------------------------	-------------------------------	--


Touringcar

TC - 21

Official results

Pos.	No.	Driver Competitor/Entrant	Nat.	Car	Q1	Q2	Q3	Q4	Q Sum	Int. Pt.	SF1	SF2	Final	Ch. Pt.
1	90	Lars-Øivind ENERBERG Lars Øivind Enerberg	NOR	Ford Fiesta	50 (1.) 3:11.439	50 (1.) 3:10.986	42 (3.) 3:15.241	45 (2.) 3:11.865	187	16	5 (2.) 4:44.828		8 (1.) 4:42.900	29
2	77	Steve VOLDERS Trommelke	BEL	Ford Fiesta	38 (6.) 3:16.906	45 (2.) 3:12.524	35 (9.) 3:17.094	50 (1.) 3:10.649	168	14	6 (1.) 4:42.961		5 (2.) 4:44.292	25
3	4	Kjetil LARSEN Bridgestone Motorsport	NOR	Ford Fiesta	39 (5.) 3:16.725	38 (6.) 3:16.570	37 (7.) 3:16.122	36 (8.) 3:16.894	150	9		6 (1.) 4:44.883	4 (3.) 4:45.939	19
4	1	Ben-Philip GUNDERSEN Ben-Philip Gundersen	NOR	Ford Fiesta	45 (2.) 3:14.851	39 (5.) 3:15.347	36 (8.) 3:16.295	40 (4.) 3:15.417	160	13		5 (2.) 4:46.712	3 (4.) 4:46.525	21
5	3	Anders-Nymoen BRATEN Anders Nymoen Braten	NOR	Ford Fiesta	40 (4.) 3:16.253	42 (3.) 3:14.010	50 (1.) 3:15.028	37 (7.) 3:16.819	169	15		4 (3.) 4:47.437	2 (5.) 4:47.420	21
6	2	David NORDGÅRD David Nordgård	NOR	Ford Fiesta	36 (8.) 3:36.529	37 (7.) 3:17.181	40 (4.) 3:15.585	39 (5.) 3:15.867	152	10	4 (3.) 4:49.485		1 (6.) 4:51.051	15
7	11	Steinar STOKKE Steinar Stokke	NOR	Mazda RX8	33 (9.) DNF	36 (8.) 3:17.660	45 (2.) 3:15.044	42 (3.) 3:13.775	156	12	3 (4.) 4:49.801			15
8	95	Philip GEHRMAN Bridgestone Motorsport	SWE	Ford Fiesta	42 (3.) 3:16.015	40 (4.) 3:14.623	38 (6.) 3:15.906	33 (10.) DNF	153	11		3 (4.) 4:49.376		14
9	5	Per-Magne RØYRÅS Per-Magne Røyrås	NOR	Mazda RX8	33 (10.) DNF	35 (9.) 3:18.249	39 (5.) 3:15.882	38 (6.) 3:16.286	145	8	2 (5.) +6 LAP			10
10	88	Mandy KASSE Mandy Kasse	NLD	Ford Fiesta	37 (7.) 3:22.956	34 (10.) 3:22.709	34 (10.) 3:23.256	35 (9.) 3:22.272	140	7		2 (5.) 4:59.538		9

Lydden Hill Race Circuit (1170m /1233m)

Published at...	Steward Ludek KOPECKY	Steward Ludo PEETERS	Steward Neil FULLER	
-----------------	--------------------------	-------------------------	------------------------	---

Page 1 of 1



FIA EUROPEAN RALLYCROSS CHAMPIONSHIP //
PRESENTED BY MONSTER ENERGY_
ROUND 3 // 26-27 MAY // LYDDEN HILL (GBR)_
RALLYCROSS OF GREAT BRITAIN



Touringcar

Provisional Championship standing

Pos.	No.	Driver	Nat.	Car	ESP	PRT	HOC	BEL	GBR	NOR	SWE	CAN	FRA	LVA	DEU	ZAF	Rep.	Pen.	Ch. Pt
1	90	Lars-Øivind ENERBERG	NOR	Ford Fiesta	19 6			29 1	29 1								0		77
2	3	Anders-Nymoen BRATEN	NOR	Ford Fiesta	22 4			25 2	21 5								0		68
3	95	Philip GEHRMAN	SWE	Ford Fiesta	26 1			22 3	14 8								0		62
4	77	Steve VOLDERS	BEL	Ford Fiesta	13 8			17 5	25 2								0		55
5	4	Kjetil LARSEN	NOR	Ford Fiesta	23 5			12 9	19 3								0		54
6	2	David NORDGÅRD	NOR	Ford Fiesta	21 3			7 12	15 6								1		43
7	1	Ben-Philip GUNDERSEN	NOR	Ford Fiesta	0 10			19 7	21 4								1		40
8	5	Per-Magne RØYRÅS	NOR	Mazda RX8	19 2			4 13	10 9								1		33
9	11	Steinar STOKKE	NOR	Mazda RX8	0 9			18 4	15 7								0		33
10	88	Mandy KASSE	NLD	Ford Fiesta				13 6	9 10								0		22
11	78	Kai-Arne HOMME	NOR	Ford Focus	14 7			3 14									0		17
12	14	Danny DE BEUCKELAER	BEL	Volvo C30				12 8									0		12
13	86	Petter BRAUTEN	NOR	Opel Corsa	0 11			8 10									0		8
14	22	Florent HONTOIR	BEL	Škoda Fabia				8 11									0		8

Lydden Hill Race Circuit (1170m /1233m)

